

Bioprocessing solutions

Addressing your challenges from drug development through commercial production

Analytics | Automation | Cell culture | Cell therapy | Purification | Single-use technologies | Supply chain logistics



Contents

Bioprocessing by Design

Driving performance through collaboration	4
Investment in quality and assurance of supply	6

Production Chemicals and Services

Production chemicals and sourcing services	8
Direct material supply chain services	9
Production chemical custom packaging services	9

Single-Use Technologies

Capabilities overview	10
Single-Use BioProcess Containers (BPCs)	11
BPC application solutions	12
Quality control and assurance	13
BPC manufacturing	15
Single-use manufacturing sites	16
Thermo Scientific films	18
Labtainer Pro BPCs	26
2D Labtainer BPCs	32
Labtainer BPC tote	44
Three60 Single-Use Sampling System	45
Harvestainer Microcarrier Separation System	46
Powdertainer BPC systems	49
3D Productainer BPC systems	51
Storage and transport solutions	56
PP Cylindrical Tank with Cover	57
PP Rectangular Tank with Cover	58
PP Closed-Dome Tanks	59
LLDPE Lightweight Graduated Cylindrical Tank with Cover	60
LLDPE Lightweight Cylindrical Tank with Cover and Spigot	61
LLDPE Heavy-Duty Cylindrical Tank with Cover	62
LLDPE Heavy-Duty Cylindrical Tank with Spigot	63
LLDPE Heavy-Duty Rectangular Tank with Cover	64
Closed-Dome Bio Tank Closure with Mixer Support Assembly	65
Spigots for Storage Tanks	65
Plastic tanks, drums, and accessories	66
Large-volume rigid plastic outer support containers	67
HyPerforma Smartainer 3.0 systems	68
Thermo Scientific open-top tank liners	70
Nalgene tank liners	72
Fluid transfer solutions	73
Fluid transfer assemblies	74
Standard Single-Use Bottle Assembly Systems	80
Nalgene Top Works Fluid Transfer Systems	81
Tubing selection guide	82
Pharma-Grade Platinum-Cured Silicone Tubing	84
Braided Platinum-Cured Silicone Tubing	86
50 Platinum-Cured Silicone Tubing	87
Quick-Filling/Venting Closures	89
PP Replacement Coupling Inserts	90
Filling/Venting PP Closures	91
Barbed Bulkhead PP Fittings	92

HDPE Vacuum Check Valve and Positive Connector	92
T-, Y-Type Tubing Connectors and PP Pinch Clamp	93
One- and Three-Way PP Stopcocks	94
Quick HDPE and Valved Quick PP Disconnects	95
3/4 in. Mini Hose and 1 in. Sanitary PP Barb Connector	96
Connection system selection guide	97
Filter selection guide	100
Rigid containment solutions	101
PETG Square Media Bottles and heat-shrink bands	102
PETG Certified Clean Square Media Bottles	103
PETG Platinum Certified Clean Square Media Bottles	103
PETG Biotainer Bottles	104
PETG Certified Clean Biotainer Bottles	105
PETG Platinum Certified Clean Biotainer Bottles	105
HDPE Biotainer Bottles	106
2-, 3-Ported, and Replacement Closures for Biotainer Bottles	107
HDPE Fluorinated and Amber Carboys	108
HDPE Single-Use Carboys and Handle	109
HDPE Platinum Certified Clean Bottles and Carboys	110
HDPE Rectangular Carboys and	111
HDPE Heavy-Duty Rectangular Carboys	111
HDPE Heavy-Duty Wide-Mouth Jug and Jerricans	112
HDPE 13 L Jerricans	113
HDPE Fluorinated Jerricans	114
PC Biotainer Bottles and Carboys	115
PC Certified Clean Biotainer Bottles and Carboys	116
PC Platinum Certified Clean Biotainer Bottles and Carboys	117
PC Round Clearboy Carboys	118
PC Rectangular Clearboy Carboys	118
PC and PETG Validation Bottles	119
PP Autoclavable Carboys with Handles	120
PP Heavy-Duty Vacuum Carboys	121
PP Autoclavable Wide-Mouth Carboys with Handles	122
PP and PC Sanitary Carboys	123
PP Autoclavable Carboys with Sanitary Flange	124
PP and Ported End Caps	125
Silicone Sanitary Gaskets for Carboys and True-Union Clamps	126
Heavy-Duty Clamps and PP Rectangular Carboys	127
Narrow- and Wide-Mouth Bottle Replacement Closures	128
LDPE Round Carboys	129
LDPE Wide-Mouth Carboys with Handles	130
FEP Low Particulate/Low Metals Bottles with Closure	131
FEP Narrow-Mouth Bottles with Closure	132
PFA Narrow-Mouth Bottles with Closure	133
FEP Wide-Mouth Bottles with Closure	134
Wide-Mouth EP Tox/TCLP Bottle with Closure	135
Critical environment products	136
Particle-Certified Glass Containers	137
Class 100/10 Particle-Certified HDPE Bottles	138
Total Organic Carbon-Certified Vials	139
Total Organic Carbon Water	140

Depyrogenated Glass Containers	141	CaptureSelect and POROS Purification Products	
Depyrogenated Sterile Vials	142	Purifying next-generation bio-therapeutics	201
Silanized Glassware Products	143	CaptureSelect technology	202
Adherent cell culture systems	144	POROS technology	203
Cell Factory systems (standard, EasyFill, High-Density)	145	Quality you can count on	204
Cell Factory accessories	148	Affinity chromatography	205
Automated Cell Factory Manipulator	149	Purification of antibody-derived therapeutics	205
Cell Factory Shaker System	150	Purification of recombinant proteins, biosimilars, and vaccines	206
Cell Factory Incubators	151	Purification of viral vectors	207
Cell Factory racks and carts	152	Ion exchange chromatography	208
Cell Factory hand manipulator systems	153	Hydrophobic interaction chromatography	210
PS Roller Bottles	154	Large-scale pre-packed columns	211
PETG Roller Bottles	155	Process screening and optimization	213
PC Culture Vessel with Ports and PP Probe Adapter Closure	156	Analytical tools	214
PP Closures with Barbed Bulkhead Fittings	157	Custom chromatography services	216
Magnetic Carboy Stirrer and Autoclavable Septum Closures	158		
Single-use bioprocessing equipment and automation	159		
TruBio automation and control software solutions	160	Applied Biosystems SEQ Rapid Analytical Methods	
HyPerforma G3Lab Controller	161	Capabilities overview	217
HyPerforma G3Lite and G3Pro Controllers	162	Qualify with confidence and implement with success	218
TruFlow gas mass flow controller (MFC)	163	Impurity testing	219
Superior pump technology	164	resDNASEQ Host Cell Residual DNA Quantitation System	219
HyPerforma Single-Use Bioreactor (S.U.B.)	165	Containment testing	221
HyPerforma S.U.B. condenser system	170	MicroSEQ Microbial Identification System	221
HyPerforma Rocker Bioreactor	171	Mycoseq <i>Mycoplasma</i> Detection System	222
HyPerforma Glass Bioreactors	173	ViralSEQ Detection System	224
HyPerforma Single-Use Fermentor (S.U.F.)	175	Real-time PCR systems and AccuSEQ software	225
HyPerforma Mixtainer systems	179	PrepSEQ Nucleic Acid Extraction Kits	226
HyPerforma Single-Use Mixer (S.U.M.) DS 300	181	Sample prep automation systems	227
HyPerforma Single-Use Mixer (S.U.M.) with touchscreen	184		
imPULSE Single-Use Mixer (S.U.M.) with touchscreen	188	Gibco Cell Culture Media and Cell Therapy Systems	
DHX Heat Exchanger	194	Manufacturing sites	228
inSITE Integrity Testing System	196	Assurance of supply	229
TruDO and TrupH sterilizable sensors	197	Advanced Granulation Technology (AGT)	230
TruTorr II single-use pressure sensors	198	Bulk process liquids for bioproduction	231
Vent filter heaters	199	Gibco Media Express (GME)	235
TruService solutions portfolio	200	Cell line development products	236
		Cell culture media	237
		Reduced-serum media	238
		CD OptiCHO Liquid Medium and CD OptiCHO AGT Medium	239
		CD CHO Medium and CD CHO AGT Medium	240
		Dynamis AGT Medium	241
		ExpiCHO Stable Production Medium	242
		Cell culture feeds	243
		EfficientFeed Supplements	243
		GlycanTune Total Feeds	244
		FunctionMax TiterEnhancer	245
		Gibco Starter Paks	246
		Gibco PD-Express Services	247
		Cell Therapy Systems	250
		CTS Dynabeads CD3/CD28 and Treg Xpander	250
		Dynabeads Human T-Expander CD3/CD28	251
		CTS DynaMag Magnet	252
		CTS OpTimizer T Cell Expansion SFM	253



Driving performance through collaboration

To meet the increasing demand for biologics worldwide, you need to expect more from suppliers. It isn't just about the products we deliver, but how we do business together.

With a collaborative approach that is grounded in our technical knowledge, we work with you to achieve optimal bioprocessing outcomes. Committed to identifying the technologies and services that address your needs, from drug development through large-scale commercial production, we provide integrated and tailored solutions that improve the overall biomanufacturing experience. If a solution doesn't exist, we'll build it—together.

And while we are flexible in our approach, we are uncompromising in our pursuit of performance. Through technical engagement, innovative product design, and strategic sourcing programs, we deliver productivity, quality, and assurance of supply so that you can have complete confidence in the efficiency and speed of your biologic development and manufacturing processes.

**That's our commitment to you and it's what we call
Bioprocessing by Design.**



Record of success

Rely on a partner with products integrated into hundreds of clinical and commercial pipelines and decades of experience working with customers.



Productivity

Find the right solutions to help increase yields, remove or reduce workflow steps, manage costs, and simplify your process and operations.



Quality and safety

Expect products that perform consistently day to day, lot to lot, and year to year, with rigorous QC practices that help ensure product performance and integrity.



Assurance of supply

Help ensure the availability of your products with a supplier who continually invests in manufacturing redundancy and business continuity strategies.



Open architecture

Design optimal systems for your applications and operations with the support of experienced professionals capable of bringing the right technologies together.



Adaptive innovation

Tackle the challenges of increasingly molecule- and application-specific processes with a pioneer who drives innovation in the industry.



Holistic approach

Leverage the breadth of our capabilities to support your needs, including process development, regulatory support, supply chain management, and lean manufacturing.



Tailored solutions

Optimize your workflow with unique solutions that fit your needs—from upstream and downstream bioprocessing to supply chain services.

Investment in quality and assurance of supply

Today's biotherapeutic producers are transforming lives by making better therapies more accessible. As a result, ensuring the safety and availability of these medicines is paramount. In addition to responding to evolving regulatory requirements, biomanufacturers are adopting comprehensive strategies to ensure product supply and long-term business continuity. We recognize that as a supplier into your process we play an increasingly critical role to support your need for high-quality products, a stable supply chain, and robust risk mitigation strategies.

Product quality you can rely on

Quality is our top priority and it begins with our raw materials, supplier qualification, and ongoing risk mitigation program. We've built our systems through rigorous QC practices, including testing of in-process and finished goods, to ensure consistent product performance and integrity that you can depend on day to day, lot to lot, and year to year.

Worldwide manufacturing network

Our worldwide manufacturing network supports bioprocessing customers in more than 100 countries on six continents. These state-of-the-art facilities are ISO-certified and meet rigorous quality standards. Our sites are audit-ready; we host hundreds of customer site audits per year.

Risk mitigation strategies to help meet your production demands

Our supply chain is part of your supply chain—a responsibility we take seriously. We utilize multiple risk mitigation strategies and offer enhanced supply chain services to make sure you get the quality product that you need, when you need it—without disruption.



Cell culture



Grand Island, NY, US (ISO 13485)
 Paisley, UK (ISO 13485)
 Auckland, NZ (ISO 9001)
 Christchurch, NZ (ISO 9001)
 Newcastle, AU (ISO 9001)

cGMP supply chain



Durham, NC, US (ISO 9001)
 Peabody, MA, US (ISO 9001)
 Jessup, MD, US (ISO 9001)
 Tampa, FL, US (ISO 9001)
 Riverside, CA, US (ISO 9001)
 Dublin, IE (ISO 9001)

Purification



Bedford, MA, US (ISO 13485, 9001)
 Framingham, MA, US (ISO 13485)
 Naarden, NL (ISO 9001)
 Leiden, NL
 Oslo / Lillestrom, NO (ISO 13485, 9001)

Single-use technologies



Logan, UT, US (ISO 13485)
 Millersburg, PA, US (ISO 13485)
 Cramlington, UK (ISO 13485, 9001)
 Matamoros, MX (ISO 13485)
 Santa Clara, CA, US
 Rochester, NY, US (ISO 13485)
 Fairport, NY, US (ISO 13485)
 Roskilde, DK (ISO 13485, 9001)
 Miami, OK, US (ISO 9001)
 Suzhou, CN (ISO 9001, 14001, 13485)

Analytical methods

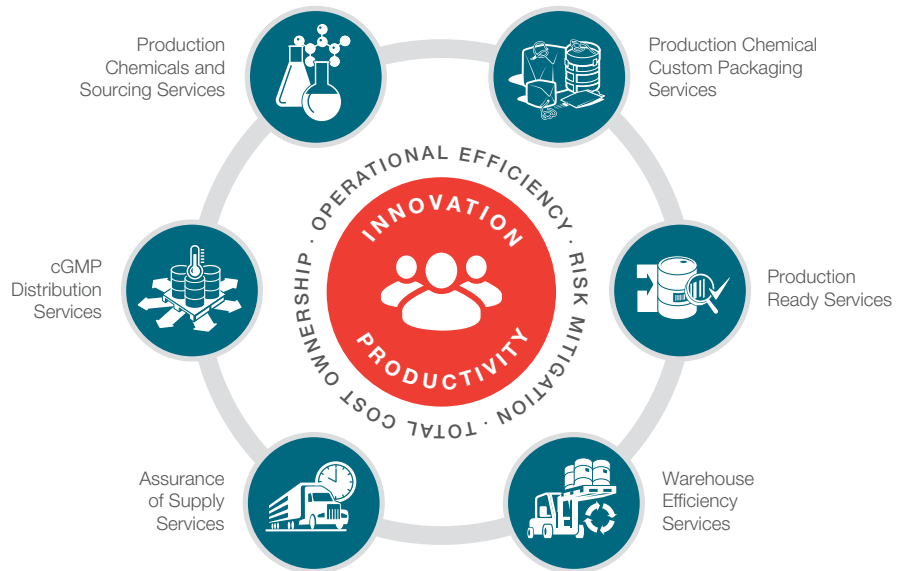


Vilnius, LT (ISO 13845)
 Pleasanton, CA, US (ISO 9001)
 Warrington, UK (ISO 13845)

Production Chemicals and Services

Our customers, our focus

We help accelerate innovation and enhance productivity for our customers.



Production Chemicals and Sourcing Services

Mitigate risk

Chemical categories

- | | | | |
|-----------------------|--|---------------------|------------|
| • Acid/base solutions | • Carbohydrates | • Denaturants | • Minerals |
| • Amino acids | • Chromatography resin cleaning/preservation | • Emulsifiers | • Salts |
| • Biological buffers | • Cleaning agents and disinfectants | • High-purity water | • Solvents |
| • Biological reagents | | • Media supplements | • Vitamins |

Suppliers

- | | | | |
|--------------------------|-----------------------|-------------------------------|----------------------|
| • Advanced Bioprocessing | • Chemtrade Logistics | • Gibco | • Reliable Biopharma |
| • ADM | • Corning Mediatech | • GJ Chemicals | • Ricca Chemical |
| • ANGUS | • Decon Labs | • Greenfield Global | • Roquette |
| • Avantor | • DSM Nutritional | • Ingredion | • Spectrum Chemical |
| • Biospectra | • Dober | • Intermountain Life Sciences | • Steris |
| • BioVectra | • Fisher Chemical | • Irvine Scientific | • Tangram |
| • Chatterm Chemicals | • GAC Chemicals | • Kerry | • Tedia |
| | | • Niacet | • Veltek |

Find out more at

[thermofisher.com/innovateproductivity](https://www.thermofisher.com/innovateproductivity)

Direct Material Supply Chain Services

Streamline your supply chain operations



cGMP Distribution Services

Consolidate distribution workflows

- Order Management
- Procurement
- Material Receipt and Handling
- Outbound Logistics Management
- Quality Management System
- Technology Systems
- Direct Material Supply Chain Process Mapping and Assessment



Assurance of Supply Services

Ensure supply availability with short lead times and high OTIF performance

- Custom Stocking Agreements/Inventory Management



Warehouse Efficiency Services

Streamline inbound direct material receipt

- Custom Labeling and Barcoding
- Poly Palletization
- Recycling of Empty Containers
- Returnable Fleet Management
- Dip Tube Exchange



Production Ready Services

Reduce capital and operating expenses

- Raw Material Sampling
- Production Material QC/QA Inspection
- Production Material Release Service
- Virtual Consignment

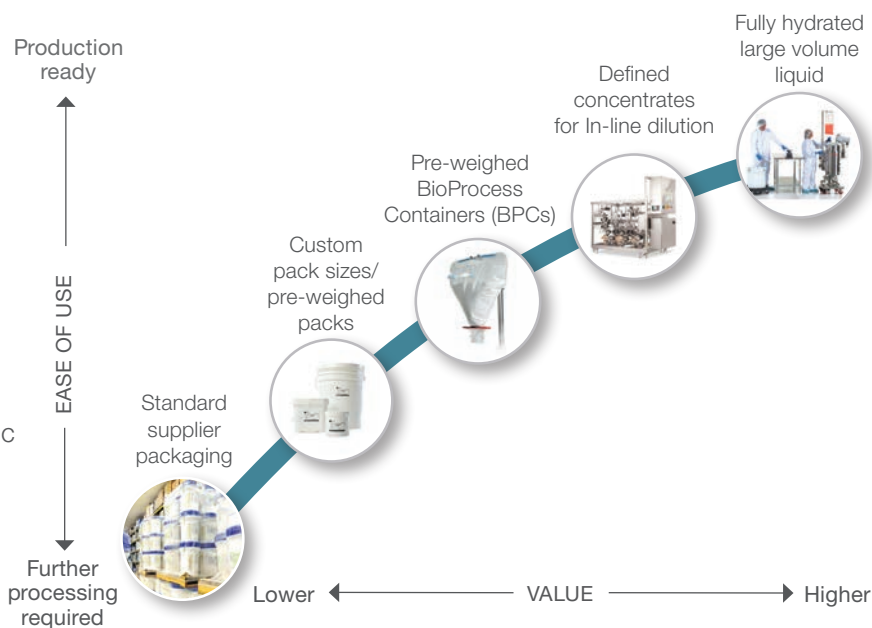


Production Chemical Custom Packaging Services

Simplify process liquid and buffer manufacturing

Production chemical custom packaging services is a service designed to help accelerate innovation and improve productivity. By supplying ready-to-hydrate (dry powders) and ready-to-use (premade liquids) chemicals, the process liquid manufacturing workflow can be simplified through the reduction or elimination of previously resource-intensive steps.

Through a collaborative engagement, leveraging lean tools, Thermo Fisher Scientific will work with you to uncover areas of waste and risk within your weigh, dispense, and hydration (formulation) workflow. This process-driven approach is designed to ensure a fit-for-purpose solution.



Single-Use Technologies

The biotherapeutic market has been rapidly adopting single-use technologies to reduce risk and improve operational efficiencies. For more than 20 years, Thermo Fisher Scientific has pioneered single-use technologies for this industry. Our products have been proven to be robust and scalable from lab/scale-up to cGMP production applications including, single-use bioprocessing equipment, flexible containment, and rigid containment product portfolios.

Our products have been specially designed to enable proven performance through innovative, efficient, and highly effective upstream and downstream applications. By using our economic catalog product solutions, or our custom designed systems, you can optimize production, improve process efficiency, add flexibility, and fast-track product development by partnering with us as your single supplier.

We offer one of the largest component libraries in the industry, which allows us to integrate connectors, tubing, and sensors to design a custom BPC or tubing assembly to fit your specific needs. Our services organization will assist you with drawings, implementation, and technical support to help ensure optimum production performance.

Global single-use manufacturing footprint

We are committed to high quality standards and risk mitigation strategies, like redundant manufacturing, at all of our manufacturing sites within the single-use network to meet your specific requirements for confidence in your manufacturing processes.

- Logan, UT, US
- Millersburg, PA, US
- Cramlington, UK
- Matamoros, MX
- Santa Clara, CA, US
- Rochester and Fairport, NY, US
- Roskilde, DK
- Miami, OK, US
- Suzhou, CN

We first launched Thermo Scientific™ single-use BioProcess Containers (BPCs) in 1997 and our first single-use bioreactor (S.U.B.) in 2006. Over the years, we helped drive the advancement of single-use technologies by developing new single-use bioprocess applications like the Thermo Scientific™ Harvestainer™ BPC for microcarrier bead separation applications and helium integrity testing services.

In 2014, we were the first to launch a system specifically designed for microbial fermentation—the Thermo Scientific™ HyPerforma™ Single-Use Fermentor (S.U.F.). In 2015, we expanded our portfolio to include bottom-drive mixing technologies with the Thermo Scientific™ imPULSE Mixer, and continue to expand our portfolio with rigid containment products and other single-use technologies. As part of the full Thermo Fisher Scientific Bioprocessing portfolio, our single-use systems have been tested and validated for easy integration with our Gibco™ cell culture products.



Single-use BioProcess Containers (BPCs)

What is a single-use BPC?

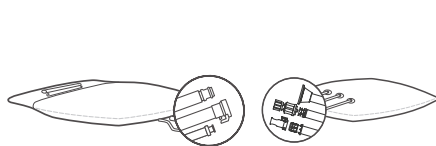
Thermo Scientific BPCs are single-use flexible container systems commonly used for critical liquid-handling applications in the biopharmaceutical industry. BPC systems are cost-effective alternatives to conventional stainless steel systems. They employ a novel design approach and are highly valued for their versatility and utility. BPC components readily integrate into a variety of high-performance systems for all steps in the production of biologics, vaccines, cell therapies, and gene therapies.

Key features

- All BPCs are produced in state-of-the-art facilities with current good manufacturing practices (cGMPs) and common processes for manufacturing redundancy
- Production of chambers from 50 mL to 10,000 L capacity
- Automated lines for producing BPC chambers
- Strong engineering support to design and maintain products and processes

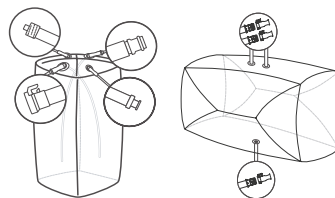
Main types of BPC chambers

The 3 main types of BPCs are the Thermo Scientific™ 2D Labtainer™ BPC, 3D Productainer™ BPC, and tank liner BPC. Specialty BPCs are also available for specific applications and use in bioprocess equipment.



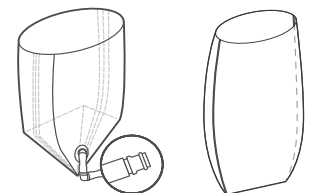
2D Labtainer BPC systems

This design is used for small, simple BPCs and is produced from two sheets of film that are heat-sealed around the perimeter to form a pillow-shaped chamber. The ports are heat-sealed into the end seal or onto one of the panels of the chamber.



3D Productainer BPC systems

This design is used for larger and more complicated BPCs. A square tube is formed by heat-sealing sheets of film together. Top- and bottom-porting options are available, and a greater range of size and complexity of chamber designs is possible.



Tank liner BPC systems

This design is used with commercially available overhead mixers. Tank liners remove the need for tank cleaning and help reduce cycle times. Tank liners are optimized for use with Thermo Scientific™ drums and commonly used industry-standard cylindrical tanks.

BPC application solutions

Support operations	Applications	BPC product
Media or buffer preparation	<ul style="list-style-type: none"> • Powder delivery • Hydration in open-top vessel • Hydration in closed system 	<ul style="list-style-type: none"> • Thermo Scientific Powdertainer BPC systems • Tank liners with outer support containers • Thermo Scientific HyPerforma and imPULSE Single-Use Mixers (S.U.M.s)
Filtration	<ul style="list-style-type: none"> • Filtration of media and buffers 	<ul style="list-style-type: none"> • BPC assembly or manifold/transfer assembly including a filter option
Mixing	<ul style="list-style-type: none"> • Mixing of media or buffers, bulk drug substances, and bulk drug products 	<ul style="list-style-type: none"> • HyPerforma and imPULSE S.U.M.s
Harvest	<ul style="list-style-type: none"> • Collection and storage of harvest from a bioreactor or fermentor 	<ul style="list-style-type: none"> • Catalog top- and bottom-drain BPCs from 50 L to 2,000 L with outer support containers • Custom BPCs • Fluid transfer assemblies (standard and custom) • Harvest BPCs for adherent cell lines
Bulk storage	<ul style="list-style-type: none"> • Storage of media, buffers, and intermediates 	<ul style="list-style-type: none"> • Catalog BPCs from 50 mL to 3,000 L and outer support containers (custom BPCs also available)
Waste collection	<ul style="list-style-type: none"> • Non-aseptic collection of waste liquid 	<ul style="list-style-type: none"> • Tank liners, catalog BPCs, or custom BPCs
Sampling	<ul style="list-style-type: none"> • Collection of sample volumes from bioreactors, mixers, and storage containers 	<ul style="list-style-type: none"> • Labtainer BPCs from 50 mL to 50 L • Custom manifolds and transfer assemblies • Thermo Scientific™ Three60™ Sampling System
Shipping	<ul style="list-style-type: none"> • Shipping of bulk liquids, buffers, process liquids, and intermediates between facilities • Bulk solutions or suspensions requiring mixing after shipping 	<ul style="list-style-type: none"> • Top- and bottom-drain BPCs up to 3,000 L with shipping configurations up to 1,000 L
Separation	<ul style="list-style-type: none"> • Feeding and receiving liquid from the separation system 	<ul style="list-style-type: none"> • Catalog top- and bottom-drain BPCs from 50 L to 2,000 L with outer support containers • Custom BPCs with and without transfer assemblies
Purification	<ul style="list-style-type: none"> • Feeding buffers to the purification system • Fraction collection and storage 	<ul style="list-style-type: none"> • Catalog top- and bottom-drain BPCs from 50 L to 2,000 L with outer support containers • Catalog Labtainer systems from 50 mL to 50 L • Custom BPCs with and without transfer assemblies and/or manifolds
Filling	<ul style="list-style-type: none"> • Bulk reservoir for filling systems 	<ul style="list-style-type: none"> • Catalog top- and bottom-drain BPCs from 50 L to 2,000 L with outer support containers • Transfer assemblies to transfer liquid from reservoir to filling system

Quality control and assurance

To help ensure that BPC systems conform to the quality standards expected in the bioprocess industry, BPC systems are in compliance with cGMP (21 CFR Part 820) and ISO 9001:2000 from the receipt of components to the release of the final product.

Our production control processes help ensure complete lot traceability for each batch. The process control document becomes the stepwise manufacturing record that physically accompanies the lot through every step of the manufacturing process. At the end of the process, the production record is reviewed by the quality assurance team for completeness, and correctness prior to the release of the lot and issuance of the certificate of analysis (CoA).



Component incoming inspection

Component type	Inspection
Film	<ul style="list-style-type: none"> • Contamination • Gels or carbons • Width and gusset dimensions • Film thickness • Tensile strength and elongation—to ASTM D882 • Chemical—using FTIR spectroscopy to ensure consistency and reliability
Ports, fittings, and tubing	<ul style="list-style-type: none"> • Appearance and visual inspection • Dimensions
Chambers	<ul style="list-style-type: none"> • Appearance • Seam and port seal strength • Dimensions • Leak and burst testing

Final BPC product inspection

Test	Details
100% visual inspection on a light table	<ul style="list-style-type: none"> • Correctness • Completeness • Particulate dust cover polyethylene bags • Defects and damage • Correct packaging
Hydro-burst test	Performed according to a statistical process control plan. The container is steadily inflated until there is a breach of integrity.

Lot release and Certificates of Analysis

Lot release	Certificates of Analysis
<ul style="list-style-type: none"> • Bill of materials • Certificate of irradiation • Production quality inspections • Production integrity testing • Labels • Deviations • CoA 	<ul style="list-style-type: none"> • Product name • Part number • Lot number • Expiration date • Irradiation dose • Confirmation USP and EP testing of film • Product integrity testing when applicable • Statements on endotoxin content, particles, and sterility when possible

Quality control and assurance

Validation

A BPC Validation Master Plan has been developed for all Thermo Scientific BPC products in compliance with the concepts of cGMP for medical devices. Product validations are designed to demonstrate compliance with release criteria and product claims.

Process validation evaluates manufacturing conditions as well as product cleanliness and consistency. Process qualification is performed when a new product or change in a manufacturing process is introduced. This consists of a production build and validation testing to verify that the product meets the specification acceptance criteria.

Endotoxin and particulates

Process validations and monitoring have been established for endotoxin and particulates for the manufacture of BPC systems. Particulate samples from the fluid path of a worst-case BPC assembly are tested according to USP 788: Light Obscuration Particle Count Test, and endotoxin testing is performed to USP 85 in conjunction with bioburden testing.

EMA/410/01 rev. 3 compliance

Compile vendor certificates of origin on each catalog component.

These certifications not only provide information as to whether a given component is of animal origin, and may certify whether the component is derived from animals. Supplier statements may contain information on the species, tissue, and country of origin of any animal-derived substance along with supplier information on purification or manufacturing steps that would help reduce risk of adventitious animal-origin agents.

Thermo Scientific™ single-use products for bioproduction have BSE-TSE and EMA/410 information available for each product contact material in our catalog component library. Statements can be made available for each assembly upon request.

Film and BPC validation documentation

Complex BPCs forming the single-use part of systems such as the Thermo Scientific S.U.B.s, S.U.F.s, and S.U.M.s as well as the plastic films used to construct our BPCs are supported by a Validation Guide covering important information regarding their testing and design. The document is product-specific rather than lot-specific and is supplied in electronic format. It is organized into two sections:

- **Materials guide**—details of testing protocols and results obtained
- **Performance and functional testing**—an overview of engineering design, testing, and test results of individual components as well as of the complete assembly

BPC system hardware documentation

The hardware systems of the S.U.B., S.U.F., and S.U.M. are supplied with an equipment turnover package (ETP) in electronic format with key supporting information including: top-level hardware drawings, component or instrument manuals, utility requirements, recommended maintenance, torque wrench operating instructions, warranty statement, detailed electrical panel drawings, and electrical schematics. A premium ETP is also available on request for an additional fee and includes: factory acceptance test (FAT) checklist, site acceptance test (SAT) protocol, and weld and passivation certificates.

BPC manufacturing

BPC manufacturing process

- **Chamber manufacture**—The main components of a BPC chamber are a plastic film and ports that enable tubing to be attached to the chamber. There are a number of different port designs depending on the type of chamber.
- **Final assembly**—Additional components are attached to the BPC chamber to produce a complete BPC. This is done to either a catalog or custom specification in an ISO 7 clean room in one of our 4 manufacturing facilities. BPC assembly is a manual process, which provides the required flexibility in BPC configuration. Thermo Scientific™ fluid transfer assemblies are also produced to complement BPC systems. Final assembly is done in the same controlled environment and to the same level of quality.
- **Final inspection and packaging**—All BPCs are visually inspected against product specifications, and packaged and sealed in two independent outer dust-cover polyethylene bags while still in the ISO 7–certified area. They are then placed in cardboard cartons labeled with product and lot identification.
- **Sterility assurance level**—BPCs are gamma-irradiated in their outer packaging by a dose of 25–40 kGy for BPCs and fluid transfer assemblies produced in Logan, Utah, US, and Cramlington, UK, and 27.5–45 kGy in Millersburg, Pennsylvania, US and Matamoros, Mexico, by external contractors in the US and Europe.



Single-use manufacturing sites



Logan, UT—BioCenter and Assembly Center

- Chamber manufacturing—2D and 3D BioProcess Containers (BPCs)
- Fluid transfer assembly—Standard and custom fluid transfer assemblies and manifolds



Cramlington, UK

- Chamber manufacturing—2D and 3D BPCs
- Fluid transfer assembly—Standard and custom fluid transfer assemblies and manifolds



Millersburg, PA—Main and East Campus

- Chamber manufacturing—2D and 3D BPCs
- Fluid transfer assembly—Standard and custom fluid transfer assemblies and manifolds
- Injection molding clean room—Engineering and commodity resins, full validation services, injection and insert and multi-shot molding, complete part design with flow simulation analysis, manual and automated assembly



Santa Clara, CA and Leicester, UK

- Assembly and integration of the glass and rocker bioreactors
- Highly configurable G3 bioprocess controllers
- Single-use sensors and the integration of sterilizable sensors



Matamoros, Mexico

- Chamber manufacturing—2D and 3D BPCs
- Fluid transfer assembly—Standard and custom fluid transfer assemblies and manifolds



Roskilde, Denmark

- Cell Factory systems and accessories, cell culture dishes, multidishes, flasks, multilayer flasks, and tissue culture inserts
- 2D and 3D coded biobanking and cell culture cryogenic tubes, and cryogenic racks and boxes
- Immuno plates, multiwell plates, microwell plates, and BreakApart and strip modules



Suzhou, China—Manufacturing Center

- Two automated production lines manufacture Cell Factory systems and Carboys



Rochester, NY—Fairport, Penfield, and Lexington

- **Life science research:** cell culture flasks, dishes, plates, laboratory bottles, cryopreservation vial systems, assay plates, storage plates, and matrix 2D barcodes
- **Bioprocessing:** Nunc Cell Factory systems, bottles, and carboys
- **Packaging, diagnostics, and OEM packaging:** PETG, HDPE, PP, LDPE, and OEM bottles
- **General labware:** flasks, centrifuge tubes, petri dishes, and lab bottles/containers
- **Consumer hydration:** water bottles, accessories, and storage containers



Miami, OK

- Critical environment products
 - Clean room processed containers—pharmaceutical, biotech, microelectronics
 - Containers to exceed USP <788> and USP <85> requirements
 - 1 mL glass vials to 50 L HDPE carboys
 - Autoclave sterilization
 - Depyrogenation-dry heat sterilization
 - Platinum clean biotainers
 - Total Organic Carbon (TOC) certified containers
 - Chemical filtration—semiconductor products

Thermo Scientific films

Thermo Scientific BPCs are built to meet your single-use bioprocessing needs, whether upstream for cell culture and fermentation, or downstream for sophisticated applications, or simply as holding and transfer systems in your cGMP bioprocessing facilities.

Films engineered for the full range of bioprocessing applications

The Thermo Scientific™ films are engineered to meet the most demanding requirements of your processes.

- Thermo Scientific™ Aegis™ 5-14 film is our newest and best polyethylene (PE) film. This film is a single-web, five-layer film produced in a cGMP facility—the outer layer is a polyester elastomer coextruded with an EVOH barrier layer and a low-density polyethylene product contact layer with greatly reduced additive levels
- Thermo Scientific™ CX5-14 film has the same construction as Aegis5-14 film, and is one of the most widely used PE films in the industry, proven over 10 years
- Thermo Scientific™ ASI™ 26/77 polyethylene (PE) is a dual-web, multi-layer film that is produced in a cGMP facility and used for general applications
- Thermo Scientific™ ASI™ 28 film is robust, four-layer, ethylene vinyl acetate (EVA) coextruded film produced in a cGMP facility—this film provides an excellent, highly durable moisture and oxygen barrier
- Thermo Scientific™ CX3-9 film is a three-layer, 9 mil cast film, which is used primarily for open-top tank liners, Powdertainers, and S.U.F. condenser BPCs
- Thermo Scientific™ ASI™ 26 film is a single-web, 5 mil cast film, which is also used primarily for open-top tank liners

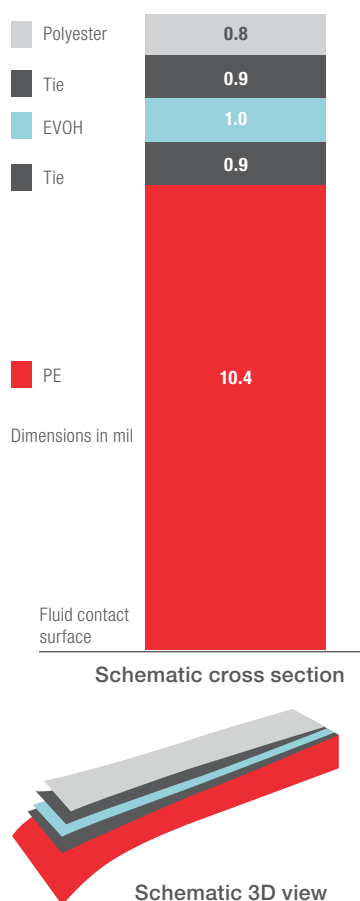
Find out more at

thermofisher.com/bioprocessingfilms



CX5-14 film

CX5-14 film is a five-layer, 14 mil cast film produced in a cGMP facility. The outer layer is a polyester elastomer coextruded with an ethylene vinyl alcohol barrier layer and a low-density polyethylene product-contact layer. CX5-14 film is manufactured using no animal-derived components.

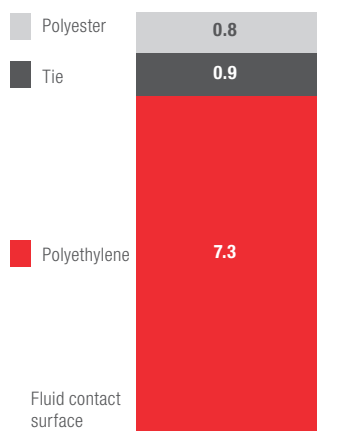


Property	Test protocol	Average values	
Physical data (post-gamma irradiation, 25–40 kGy)			
Tensile strength	ASTM D882	2,316 psi	16 MPa
Elongation	ASTM D882	476%	
Yield strength	ASTM D882	1,238 psi	8.5 MPa
2% secant modulus	ASTM D882	37,898 psi	261.3 MPa
Tensile toughness	ASTM D882	235 lbf-in.	2.7 kN-cm
Puncture resistance	ASTM F1306	26 lbf	116 N
Seam strength	ASTM F88	31 lbf/in.	54 N/cm
O ₂ transmission rate	ASTM D3985, 0% relative humidity (RH) outside, 90% RH inside, 23°C	0.024 cc/100 in. ² /day	0.37 cc/m ² /day
CO ₂ transmission rate	MOCON™ method, 0% RH outside, 100% RH inside, 23°C	0.089 cc/100 in. ² /day	1.38 cc/m ² /day
Water vapor transmission rate	ASTM F1249, 0% RH outside, 100% RH inside, 23°C	0.023 g/100 in. ² /day	0.35 g/m ² /day
Haze	ASTM D1003 (outside dry/inside dry)	70%	
Glass transition temperature	ASTM E1640	–19°F	–28°C
Film gauge		0.014 in.	0.356 mm
Film contact material		Polyethylene	
Temperature range*		–112°F to 140°F	–80°C to 60°C
10 ⁻⁶ sterility assurance level	ANSI/AAMI/ISO 11137:2006	2.5–4 Mrad	25–40 kGy
Biocompatibility data (post-gamma irradiation, >50 kGy)			
USP Class VI	USP <88>	Pass	
Cytotoxicity	USP <87>	Pass	
Bacterial endotoxin	USP <85>	0.006 EU/mL	
Heavy metals	USP <661>	<1 ppm	
Buffering capacity	USP <661>	<1 mL	
Nonvolatile residue	USP <661>	<1 mg	
Residue on ignition	USP <661>	<1 mg	
Hemolysis	ISO 10993-4	Nonhemolytic	
Appearance	EP <3.2.2.1>	Pass	
Acidity and alkalinity	EP <3.2.2.1>	Pass	
Absorbance	EP <3.2.2.1>	Pass	
Reducing substances	EP <3.2.2.1>	Pass	
Transparency	EP <3.2.2.1>	Pass	

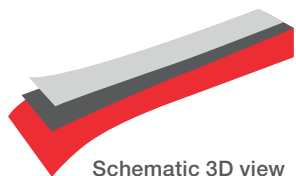
All tests are run post-gamma irradiation unless otherwise noted. * Subzero conditions require proper support and handling.

CX3-9 film

CX3-9 film is a three-layer, 9 mil cast film produced in a cGMP facility. The outer layer is a polyester elastomer coextruded with a low-density polyethylene product contact layer. CX3-9 film is manufactured using animal origin-free components.



Schematic cross section



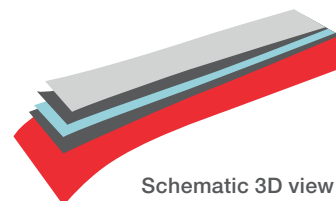
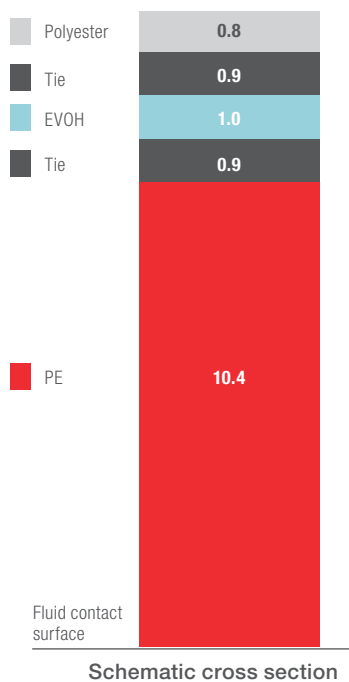
Schematic 3D view

Property	Test protocol	Average values	
Physical data (post-gamma irradiation, 25–40 kGy)			
Tensile strength	ASTM D882	4,996 psi	34.4 MPa
Elongation	ASTM D882	1,026%	
Yield strength	ASTM D882	820 psi	5.7 MPa
2% secant modulus	ASTM D882	11,459 psi	79 MPa
Tensile toughness	ASTM D882	439 lbf-in.	5.0 kN-cm
Puncture resistance	ASTM F1306	28 lbf	125 N
Seam strength	ASTM F88	18 lbf/in.	31.5 N/cm
O ₂ transmission rate	ASTM D3985, 0% relative humidity (RH) outside, 90% RH inside, 23°C	93.4 cc/100 in. ² /day	1,448 cc/m ² /day
CO ₂ transmission rate	MOCON method, 0% RH outside, 100% RH inside, 23°C	450 cc/100 in. ² /day	6,968 cc/m ² /day
Water vapor transmission rate	ASTM F1249, 0% RH outside, 100% RH inside, 23°C	0.061 g/100 in. ² /day	0.95 g/m ² /day
Haze	ASTM D1003 (outside dry/inside dry)	63%	
Glass transition temperature	ASTM E1640	-17°F	-27°C
Film gauge		9 mil	0.229 mm
Film contact material		Polyethylene	
Temperature range*		-112°F to 140°F	-80°C to 60°C
10 ⁻⁶ sterility assurance level	ANSI/AAMI/ISO 11137:2006	2.5–4.0 Mrad	25–40 kGy
Biocompatibility data (post-gamma irradiation, >50 kGy)			
USP Class VI	USP <88>	Pass	
Cytotoxicity	USP <87>	Pass	
Bacterial endotoxin	USP <85>	0.006 EU/mL	
Heavy metals	USP <661>	<1 ppm	
Buffering capacity	USP <661>	<1 mL	
Nonvolatile residue	USP <661>	<1 mg	
Residue on ignition	USP <661>	<1 mg	
Hemolysis	ISO 10993-4	Pass	
Appearance	EP <3.2.2.1>	Pass	
Acidity and alkalinity	EP <3.2.2.1>	Pass	
Absorbance	EP <3.2.2.1>	0.0055 units	
Reducing substances	EP <3.2.2.1>	<1 mL	
Transparency	EP <3.2.2.1>	Pass	

All tests are run post-gamma irradiation unless otherwise noted. * Subzero conditions require proper support and handling.

Aegis5-14 film

Aegis5-14 film is a five-layer, 14 mil cast film produced in a cGMP facility. The outer layer is a polyester elastomer coextruded with an ethylene vinyl alcohol barrier layer and a low-density polyethylene product contact layer. Aegis5-14 film is manufactured using no animal-derived components and has reduced number of concentration of anti-oxidant additives.

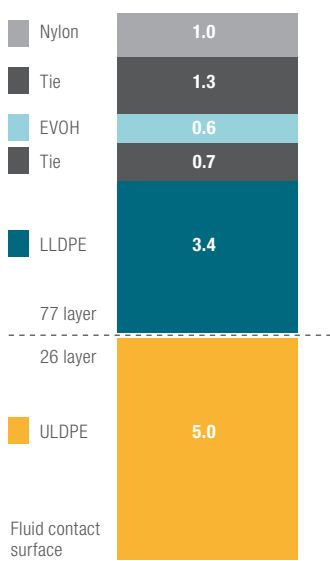


Property	Test protocol	Average values	
Physical data (post-gamma irradiation, 25–40 kGy)			
Tensile strength	ASTM D882	2,392 psi	16.5 MPa
Elongation	ASTM D882	487%	
Yield strength	ASTM D882	1,362 psi	9.4 MPa
2% secant modulus	ASTM D882	43,389 psi	299 MPa
Tensile toughness	ASTM D882	243 lbf-in.	2.7 kN-cm
Puncture resistance	ASTM F1306	25 lbf	111 N
Seam strength	ASTM F88	31 lbf/in.	54 N/cm
O ₂ transmission rate	ASTM D3985, 0% relative humidity (RH) outside, 90% RH inside, 23°C	0.023 cc/100 in. ² /day	0.36 cc/m ² /day
CO ₂ transmission rate	MOCON method, 0% RH outside, 100% RH inside, 23°C	0.087 cc/100 in. ² /day	1.35 cc/m ² /day
Water vapor transmission rate	ASTM F1249, 0% RH outside, 100% RH inside, 23°C	0.023 g/100 in. ² /day	0.35 g/m ² /day
Haze	ASTM D1003 (outside dry/inside dry)	68%	
Glass transition temperature	ASTM E1640	–24°F	–31°C
Film gauge		0.014 in.	0.356 mm
Film contact material		Polyethylene	
Temperature range*		–112°F to 140°F	–80°C to 60°C
10 ⁻⁶ sterility assurance level	ANSI/AAMI/ISO 11137:2006	2.5–4 Mrad	25–40 kGy
Biocompatibility data (post-gamma irradiation, >50 kGy)			
USP Class VI	USP <88>	Pass	
Cytotoxicity	USP <87>	Pass	
Bacterial endotoxin	USP <85>	0.005 EU/mL	
Heavy metals	USP <661>	<1 ppm	
Buffering capacity	USP <661>	<1 mL	
Nonvolatile residue	USP <661>	<1 mg	
Residue on ignition	USP <661>	<1 mg	
Hemolysis	ISO 10993-4	Nonhemolytic	
Appearance	EP <3.2.2.1>	Pass	
Acidity and alkalinity	EP <3.2.2.1>	Pass	
Absorbance	EP <3.2.2.1>	Pass	
Reducing substances	EP <3.2.2.1>	Pass	
Transparency	EP <3.2.2.1>	Pass	

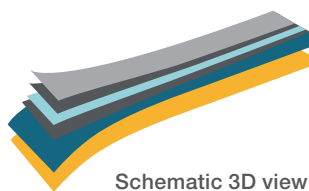
All tests are run post-gamma irradiation unless otherwise noted. * Subzero conditions require proper support and handling.

ASI 26/77 film

ASI 26/77 polyethylene film is comprised of two web-layers. The product contact web is made from ultra low density polyethylene (ULDPE) and has a thickness of 5 mil. The non-product contact 5-layer, 7 mil web is constructed of nylon with an ethylene vinyl alcohol barrier layer and a linear low density polyethylene (LLDPE) layer.



Schematic cross section

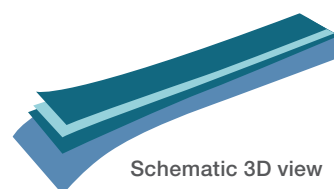
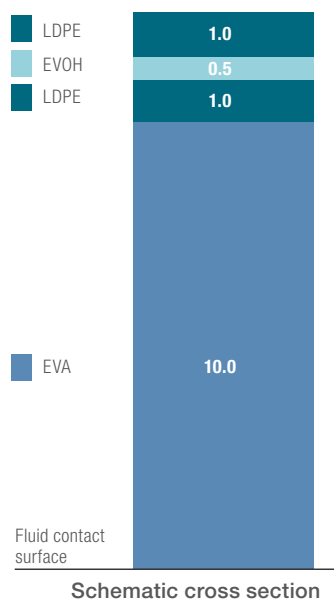


Schematic 3D view

Property	Test protocol	Average values	
Physical data (post-gamma irradiation, 25–40 kGy)			
Tensile strength	ASTM D882	3,015 psi	20.8 MPa
Elongation	ASTM D882	486%	
Yield strength	ASTM D882	1,973 psi	13.6 MPa
2% secant modulus	ASTM D882	57,350 psi	395 MPa
Tensile toughness	ASTM D1004	262 lbf-in.	3 kN-cm
Puncture resistance	ASTM F1306	11 lbf	49 N
Seam strength	ASTM F88	28 lbf/in.	49.1 N/cm
O ₂ transmission rate	ASTM D3985, 0% relative humidity (RH) outside, 90% RH inside, 23°C	0.041 cc/100 in. ² /day	0.64 cc/m ² /day
CO ₂ transmission rate	MOCON method, 0% RH outside, 100% RH inside, 23°C	0.110 cc/100 in. ² /day	1.71 cc/m ² /day
Water vapor transmission rate	ASTM F1249, 0% RH outside, 100% RH inside, 23°C	0.022 g/100 in. ² /day	0.34 g/m ² /day
Haze	ASTM D1003 (outside dry/inside dry)	60%	
Glass transition temperature	ASTM E1640	-16.6°F	-27°C
Film gauge		12 mil	0.305 mm
Film contact material		Polyethylene	
10 ⁻⁶ sterility assurance level	ANSI/AAMI/ISO 11137:2006	2.75–4.5 Mrad	27.5–45 kGy
Biocompatibility data (post-gamma irradiation, >45 kGy)			
USP Class VI	USP <88>	Pass	
Cytotoxicity	USP <87>	Pass	
Bacterial endotoxin	USP <85>	≤0.5 EU/mL	
Heavy metals	USP <661>	<1 ppm	
Buffering capacity	USP <661>	0.10 mL	
Nonvolatile residue	USP <661>	1.6 mg	
Residue on ignition	USP <661>	<5 mg	
Appearance	EP <3.2.2.1>	Pass	
Acidity and alkalinity	EP <3.2.2.1>	Pass	
Absorbance	EP <3.2.2.1>	Pass	
Reducing substances	EP <3.2.2.1>	Pass	
Transparency	EP <3.2.2.1>	Pass	

ASI 28 film

ASI 28 film is a four-layer, 12.5 mil, coextruded film that provides an excellent moisture and oxygen barrier and high durability.



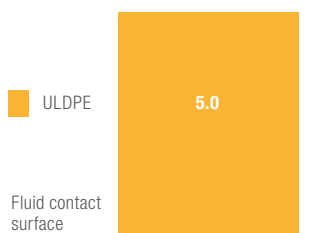
Property	Test protocol	Average values	
Physical data (post-gamma irradiation, 25–40 kGy)			
Tensile strength	ASTM D882	2,118 psi	14.6 MPa
Elongation	ASTM D882	639%	
Yield strength	ASTM D882	828 psi	5.7 MPa
2% secant modulus	ASTM D882	11,574 psi	79.8 MPa
Tensile toughness	ASTM D882	215 lbf-in.	2.4 kN-cm
Puncture resistance	ASTM F1306	11 lbf-in.	0.12 kN-cm
Seam strength	ASTM F88	20 lbf/in.	35.0 N/cm
O ₂ transmission rate	ASTM D3985, 0% relative humidity (RH) outside, 90% RH inside, 23°C	0.28 cc/100 in. ² /day	4.34 cc/m ² /day
CO ₂ transmission rate	MOCON method, 0% RH outside, 100% RH inside, 23°C	0.58 cc/100 in. ² /day	8.99 cc/m ² /day
Water vapor transmission rate	ASTM F1249, 0% RH outside, 100% RH inside, 23°C	0.11 g/100 in. ² /day	1.70 g/m ² /day
Haze	ASTM D1003 (outside dry/inside dry)	87%	
Glass transition temperature	ASTM E1640	-19°F	-28°C
Film gauge		12.5 mil	0.318 mm
Film contact material		Ethyl vinyl acetate	
10 ⁻⁶ sterility assurance level	ANSI/AAMI/ISO 11137:2006	2.75–4.5 Mrad	27.5–45 kGy
Biocompatibility data (post-gamma irradiation, >45 kGy)			
USP Class VI	USP <88>	Pass	
Bacterial endotoxin	USP <85>	≤0.5 EU/mL	
Heavy metals	USP <661>	<1 ppm	
Buffering capacity	USP <661>	Pass	
Nonvolatile residue	USP <661>	<1 mg	
Residue on ignition	USP <661>	Pass	
Hemolysis	ISO10993-4	Nonhemolytic	
Cytotoxicity	ISO10993-5	Pass	
Appearance	EP <3.2.2.1>	Pass	
Acidity and alkalinity	EP <3.2.2.1>	Pass	
Absorbance	EP <3.2.2.1>	Pass	
Reducing substances	EP <3.2.2.1>	Pass	
Transparency	EP <3.2.2.1>	Pass	

ASI 26 film

The ASI 26 film is a single-web, 5 mil cast film, which is engineered to meet the most demanding requirements of your bioproduction processes.

Key benefits

- Good toughness and puncture resistance
- Highly flexible and stretchable material
- Free of animal-derived components
- Available in open-top tank liners



Schematic cross section


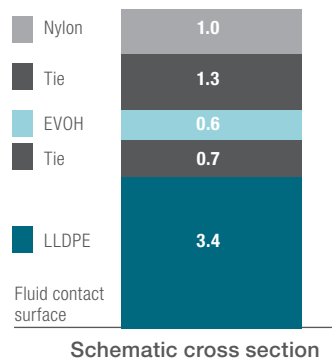


Schematic 3D view

Property	Test protocol	Average values	
Physical data (post-gamma irradiation, 25–40 kGy)			
Tensile strength	ASTM D882	3,628 psi	25 MPa
Elongation	ASTM D882	833%	
Yield strength	ASTM D882	1,198 psi	8.3 MPa
2% secant modulus	ASTM D882	19,961 psi	138 MPa
Tensile toughness	ASTM D1004	163 lbf-in.	1.8 kN-cm
Puncture resistance	ASTM F1306	6.5 lbf	29 N
Seam strength	ASTM F88	10 lbf/in.	17.5 N/cm
O ₂ transmission rate	ASTM D3985, 0% relative humidity (RH) outside, 90% RH inside, 23°C	129 cc/100 in. ² /day	2,000 cc/m ² /day
CO ₂ transmission rate	MOCON method, 0% RH outside, 100% RH inside, 23°C	621 cc/100 in. ² /day	9,617.5 cc/m ² /day
Water vapor transmission rate	ASTM F1249, 0% RH outside, 100% RH inside, 23°C	0.073 g/100 in. ² /day	1.13 g/m ² /day
Glass transition temperature	ASTM E1640	-21°F	-29.5°C
Film gauge		5 mil	0.127 mm
Film contact material		Polyethylene	
10 ⁻⁶ sterility assurance level	ANSI/AAMI/ISO 11137:2006	2.75–4.5 Mrad	27.5–45 kGy
Biocompatibility data			
USP acute systemic injection test	USP <88>	Pass	
USP intracutaneous injection test	USP <88>	Pass	
USP intramuscular implantation test	USP <88>	Pass	
USP MEM elution method	USP <87>	Non-cytotoxic	
Physiochemical test for plastics	USP <661>	Pass	

ASI 77 film

The ASI 77 film is a five-layer, 7 mil web that is constructed of nylon with an ethylene vinyl alcohol (EVOH) barrier layer and a linear low density polyethylene (LLDPE) layer.



Property	Test protocol	Average values	
Physical data (post-gamma irradiation, 25–40 kGy)			
Tensile strength	ASTM D882	4,060 psi	28.0 MPa
Elongation	ASTM D882	447%	
Yield strength	ASTM D882	2,321 psi	16 MPa
2% secant modulus	ASTM D882	69,658 psi	480 MPa
Tensile toughness	ASTM D1004	183.7 lbf-in	2.1 kN-cm
Puncture resistance	ASTM F1306	8.4 lbf	37.4 N
Seam strength	ASTM F88	24.2 lbf/in	42.4 N/cm
O ₂ transmission rate	ASTM D3985, 0% relative humidity (RH) outside, 90% RH inside, 23°C	0.041 cc/100 in ² /day	0.64 cc/m ² /day
CO ₂ transmission rate	MOCON method, 0% RH outside, 100% RH inside, 23°C	0.110 cc/100 in ² /day	1.71 cc/m ² /day
Water vapor transmission rate	ASTM F1249, 0% RH outside, 100% RH inside, 23°C	0.031 g/100 in ² /day	0.477 g/m ² /day
Glass transition temperature	ASTM E1640	-16.2°F	-26.8°C
Film gauge		7 mil	0.178 mm
Film contact material		Polyethylene	
10 ⁻⁶ Sterility assurance level	ANSI/AAMI/ISO 11137:2006	2.75–4.5 Mrad	27.5–45 kGy
Biocompatibility data			
USP acute systemic injection test	USP <88>	Pass	
USP intracutaneous injection test	USP <88>	Pass	
USP intramuscular implantation test	USP <88>	Pass	
USP MEM elution method	USP <87>	Noncytotoxic	
Physicochemical test for plastics	USP <661>	Pass	

Labtainer Pro BioProcess Containers (BPCs)

As technology and innovation advances within the bioproduction industry, single-use technologies have also made considerable progress in the drug and vaccine manufacturing space. Some of the well-established and known advantages of single-use technologies are lowered costs, reduced contamination risks, decreased facility footprint, increased flexibility, and production throughput efficiency with less clean-up, all resulting in quicker turnaround and increased production capabilities. The innovative concept of the new Thermo Scientific™ Labtainer™ Pro BioProcess Container (BPC) provides improved flexibility and assurance—without compromise.

Key advantages

Bioproduction requirements differ depending on the applications and processes used within a workflow. Products selected should complement workflow requirements. The Labtainer Pro BPC was developed in response to a variety of bioproduction workflow needs. The 2D style of the Labtainer Pro BPC provides improved ease of use, high reliability, and assured quality in sizes ranging from 50 mL to 20 L.

Applications

- Bioreactor feed and harvest
- Buffer and media storage; intermediate product hold and storage
- Bulk product storage prior to filling
- Chromatography feed
- Fraction collection
- Product sampling and transport



Key benefits

- Consistent contact materials in all BPCs of sizes from 50 mL to 2,000 L
- Film robustness for a reliable and durable product
- Improved handling for better ergonomics
- Optimized drainage
- Wider range of port sizing: 1/8–1/2 in. to eliminate the need for setup and step-down connections, resulting in fewer connections and better, less turbulent flow
- High level of assurance with 100% helium testing, automated manufacturing, and lot-based endotoxin and particulate testing
- No sharps or tools required for packaging removal, eliminating the risk of damage from unpacking tools.
- Reduction in packaging material, creating a more environmentally friendly product

Product features

Reliability

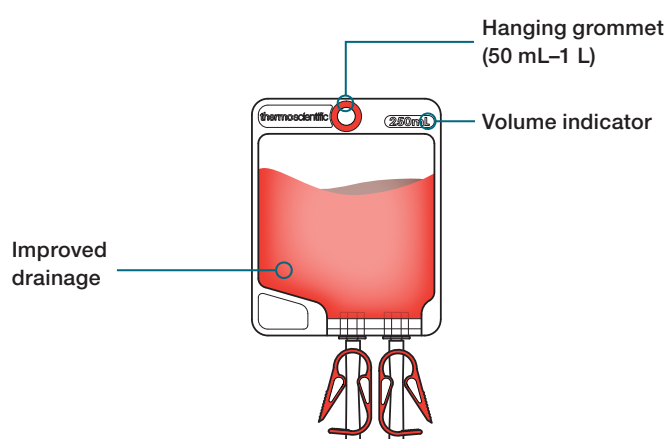
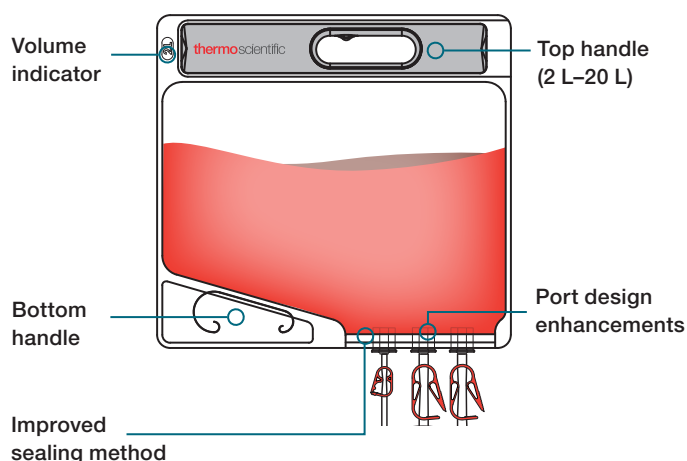
- **Enhanced port design and customization**—2-, 3-, and 4-port configurations available without the need for excess ports in the chamber
- **Improved sealing method**—impulse heat sealing for port insertion utilizing Labtainer Automated Manufacturing (LAM) technology
- **100% helium integrity testing**—helps ensure that our best product is delivered to the customer

Quality

- **Upgraded packaging**—easy-peel tape on the shipping box and an easy-open polyethylene (PE) outer bag
- **Waste management**—cardboard reduction up to 25%
- **Improved outer polyethylene bag**—manufactured in a controlled environment, resulting in cleaner packaging with less risk of particulates
- **Lot-based testing**—implementation of lot-based bacterial endotoxin (BET) testing and particulate testing of Labtainer Pro BPC products to USP <788> and USP <85> standards

Easy of use

- **Enhanced ergonomics**—improved handle features with the addition of a lower handle on the 2, 5, 10, and 20 L BPCs
- **Optimized drainage**—chamber design, port location, and low-profile port design minimizes liquid holdup

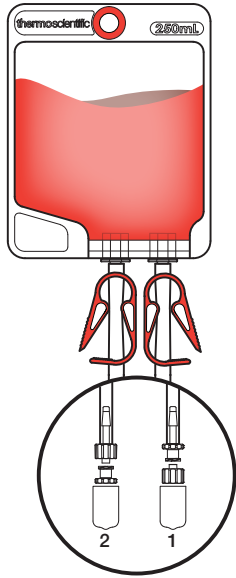


Labtainer Pro BPC chamber specifications and options.

Chamber size	Chamber dimensions (W x L)	Total surface area	Porting range options	Handling options
50 mL	15.0 x 11.7 cm (5.9 x 4.6 in.)	28.6 sq. in.	2-port	Hanging grommet
100 mL	15.0 x 14.2 cm (5.9 x 5.6 in.)	40.1 sq. in.	2-port	Hanging grommet
250 mL	15.0 x 18.8 cm (5.9 x 7.4 in.)	59.9 sq. in.	2-port	Hanging grommet
500 mL	18.5 x 23.6 cm (7.3 x 9.3 in.)	102.3 sq. in.	2- or 3-port	Hanging grommet
1,000 mL	18.5 x 30.0 cm (7.3 x 11.8 in.)	136.8 sq. in.	2- or 3-port	Hanging grommet
2 L	34.3 x 32.5 cm (13.5 x 12.8 in.)	232.2 sq. in.	2-, 3-, or 4-port	Upper reinforced hanging handle
5 L	34.3 x 40.9 cm (13.5 x 16.1 in.)	318.7 sq. in.	2-, 3-, or 4-port	Upper reinforced hanging handle
10 L	34.3 x 64.3 cm (13.5 x 25.3 in.)	550.5 sq. in.	2-, 3-, or 4-port	Upper and lower reinforced hanging handles
20 L	45.0 x 69.3 cm (17.7 x 27.3 in.)	777.4 sq. in.	2-, 3-, or 4-port	Upper and lower reinforced hanging handles

Labtainer Pro BPCs

2 ports



Line 1

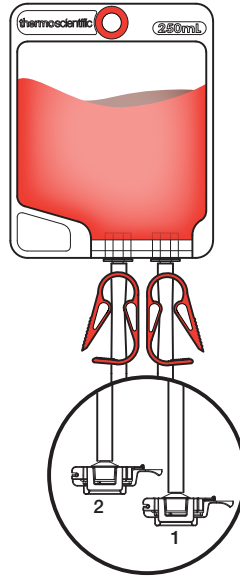
Luer lock body with plug
 Tubing: C-Flex™, length: 30.5 cm (12 in.)
 ID x wall x OD: 0.32 x 0.16 x 0.64 cm
 (1/8 x 1/16 x 1/4 in.)

Line 2

Luer lock insert with cap
 Tubing: C-Flex, length: 30.5 cm (12 in.)
 ID x wall x OD: 0.32 x 0.16 x 0.64 cm
 (1/8 x 1/16 x 1/4 in.)

Size	Cat. No.	
	Aegis5-14	CX5-14
50 mL	PL30014.01	PL30001.01
100 mL	PL30014.02	PL30001.02
250 mL	PL30014.03	PL30001.03

2 ports



Line 1

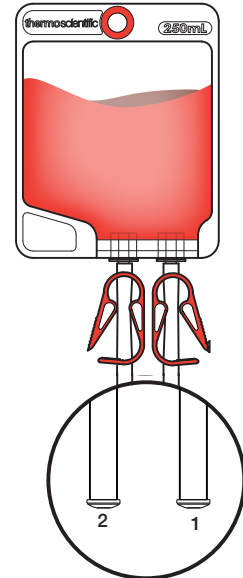
CPC™ AseptiQuik™ Connector G
 Tubing: C-Flex, length: 30.5 cm (12 in.)
 ID x wall x OD: 0.64 x 0.24 x 1.12 cm
 (1/4 x 3/32 x 7/16 in.)

Line 2

AseptiQuik Connector G
 Tubing: C-Flex, length: 30.5 cm (12 in.)
 ID x wall x OD: 0.64 x 0.24 x 1.12 cm
 (1/4 x 3/32 x 7/16 in.)

Size	Cat. No.	
	Aegis5-14	CX5-14
50 mL	PL30015.01	PL30002.01
100 mL	PL30015.02	PL30002.02
250 mL	PL30015.03	PL30002.03

2 ports



Line 1

Plug
 Tubing: C-Flex, length: 30.5 cm (12 in.)
 ID x wall x OD: 0.32 x 0.16 x 0.64 cm
 (1/8 x 1/16 x 1/4 in.)

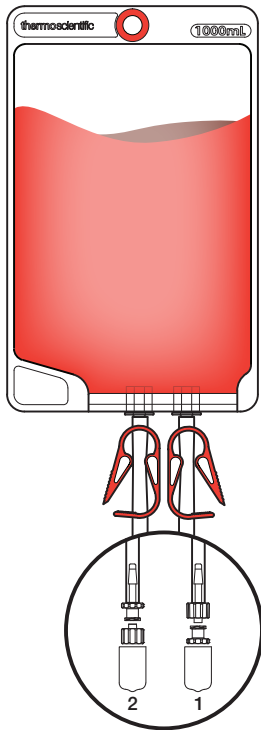
Line 2

Plug
 Tubing: C-Flex, length: 30.5 cm (12 in.)
 ID x wall x OD: 0.32 x 0.16 x 0.64 cm
 (1/8 x 1/16 x 1/4 in.)

Size	Cat. No.	
	Aegis5-14	CX5-14
50 mL	PL30016.01	PL30003.01
100 mL	PL30016.02	PL30003.02
250 mL	PL30016.03	PL30003.03

Labtainer Pro BPCs

2 ports

**Line 1**

Luer lock insert with cap

Tubing: C-Flex, length: 30.5 cm (12 in.)

ID x wall x OD: 0.64 x 0.24 x 1.12 cm

(1/4 x 3/32 x 7/16 in.)

Line 2

Luer lock body with plug

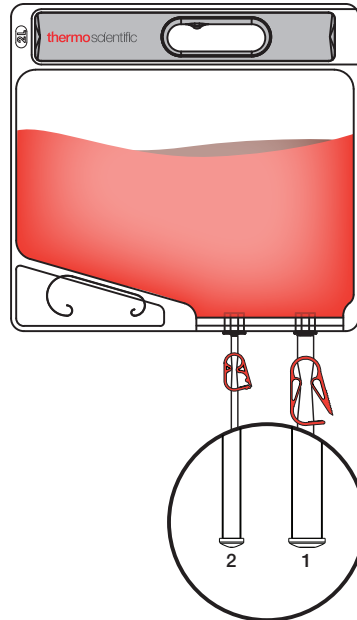
Tubing: C-Flex, length: 30.5 cm (12 in.)

ID x wall x OD: 0.64 x 0.24 x 1.12 cm

(1/4 x 3/32 x 7/16 in.)

Size	Cat. No.	
	Aegis5-14	CX5-14
500 mL	PL30018.01	PL30005.01
1 L	PL30018.02	PL30005.02

2 ports

**Line 1**

Plug

Tubing: C-Flex, length: 45.7 cm (18 in.)

ID x wall x OD: 0.95 x 0.32 x 1.59 cm

(3/8 x 1/8 x 5/8 in.)

Line 2

Plug

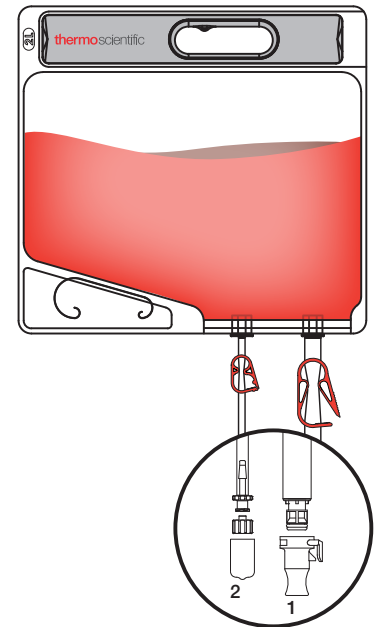
Tubing: C-Flex, length: 45.7 cm (18 in.)

ID x wall x OD: 0.32 x 0.16 x 0.64 cm

(1/8 x 1/16 x 1/4 in.)

Size	Cat. No.	
	Aegis5-14	CX5-14
500 mL	PL30017.01	PL30004.01
1 L	PL30017.02	PL30004.02
2 L	PL30021.01	PL30008.01
5 L	PL30021.02	PL30008.02
10 L	PL30021.03	PL30008.03
20 L	PL30021.04	PL30008.04

2 ports

**Line 1**

MPC insert

Tubing: C-Flex, length: 45.7 cm (18 in.)

ID x wall x OD: 0.95 x 0.32 x 1.59 cm

(3/8 x 1/8 x 5/8 in.)

Line 2

Luer lock insert with cap

Tubing: C-Flex, length: 45.7 cm (18 in.)

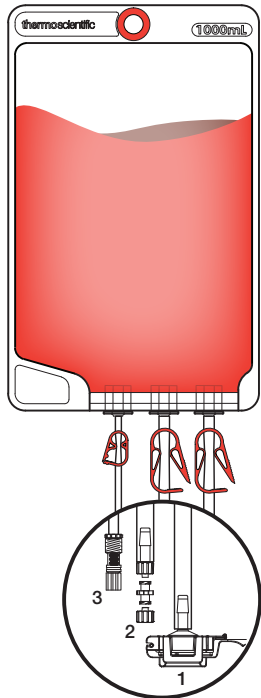
ID x wall x OD: 0.32 x 0.16 x 0.64 cm

(1/8 x 1/16 x 1/4 in.)

Size	Cat. No.	
	Aegis5-14	CX5-14
2 L	PL30022.01	PL30009.01
5 L	PL30022.02	PL30009.02
10 L	PL30022.03	PL30009.03
20 L	PL30022.04	PL30009.04

Labtainer Pro BPCs

3 ports



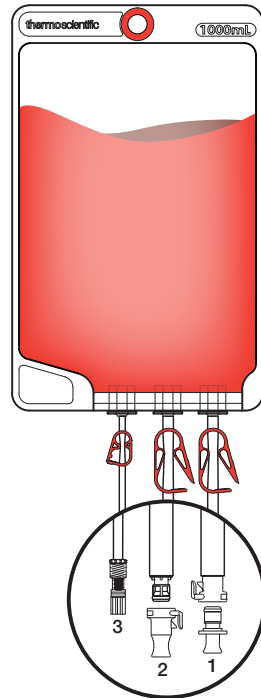
Line 1
AseptiQuik Connector G
Tubing: C-Flex, length: 30.5 cm (12 in.)
ID x wall x OD: 0.64 x 0.24 x 1.12 cm
(1/4 x 3/32 x 7/16 in.)

Line 2
Luer lock body and insert
Tubing: C-Flex, length: 30.5 cm (12 in.)
ID x wall x OD: 0.64 x 0.24 x 1.12 cm
(1/4 x 3/32 x 7/16 in.)

Line 3
Luer lock body with needleless Luer insert
Tubing: C-Flex, length: 10.2 cm (4 in.)
ID x wall x OD: 0.32 x 0.16 x 0.64 cm
(1/8 x 1/16 x 1/4 in.)

Size	Cat. No.	
	Aegis5-14	CX5-14
500 mL	PL30019.01	PL30006.01
1 L	PL30019.02	PL30006.02

3 ports



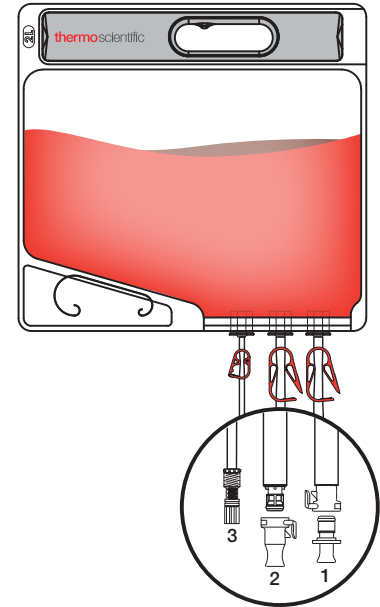
Line 1
MPC body
Tubing: C-Flex, length: 45.7 cm (18 in.)
ID x wall x OD: 0.95 x 0.32 x 1.59 cm
(3/8 x 1/8 x 5/8 in.)

Line 2
MPC insert
Tubing: C-Flex, length: 45.7 cm (18 in.)
ID x wall x OD: 0.95 x 0.32 x 1.59 cm
(3/8 x 1/8 x 5/8 in.)

Line 3
Luer lock body with needleless Luer insert
Tubing: C-Flex, length: 10.2 cm (4 in.)
ID x wall x OD: 0.32 x 0.16 x 0.64 cm
(1/8 x 1/16 x 1/4 in.)

Size	Cat. No.	
	Aegis5-14	CX5-14
500 mL	PL30020.01	PL30007.01
1 L	PL30020.02	PL30007.02

3 ports



Line 1
MPC body
Tubing: C-Flex, length: 30.5 cm (12 in.)
ID x wall x OD: 0.95 x 0.32 x 1.59 cm
(3/8 x 1/8 x 5/8 in.)

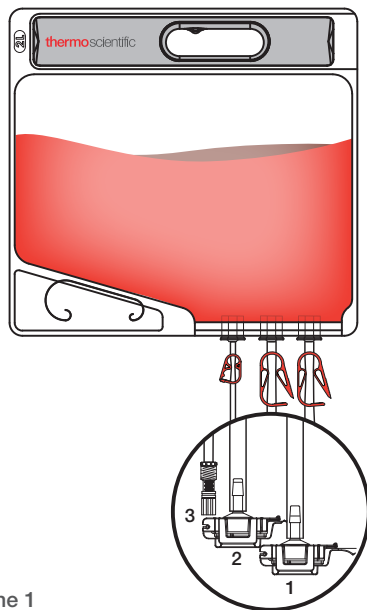
Line 2
MPC insert
Tubing: C-Flex, length: 30.5 cm (12 in.)
ID x wall x OD: 0.95 x 0.32 x 1.59 cm
(3/8 x 1/8 x 5/8 in.)

Line 3
Luer lock body with needleless Luer insert
Tubing: C-Flex, length: 10.2 cm (4 in.)
ID x wall x OD: 0.32 x 0.16 x 0.64 cm
(1/8 x 1/16 x 1/4 in.)

Size	Cat. No.	
	Aegis5-14	CX5-14
2 L	PL30023.01	PL30010.01
5 L	PL30023.02	PL30010.02
10 L	PL30023.03	PL30010.03
20 L	PL30023.04	PL30010.04

Labtainer Pro BPCs

3 ports

**Line 1**

AseptiQuik Connector G

Tubing: C-Flex, length: 61 cm (24 in.)

ID x wall x OD: 0.95 x 0.32 x 1.59 cm
(3/8 x 1/8 x 5/8 in.)**Line 2**

AseptiQuik Connector G

Tubing: C-Flex, length: 61 cm (24 in.)

ID x wall x OD: 0.95 x 0.32 x 1.59 cm
(3/8 x 1/8 x 5/8 in.)**Line 3**

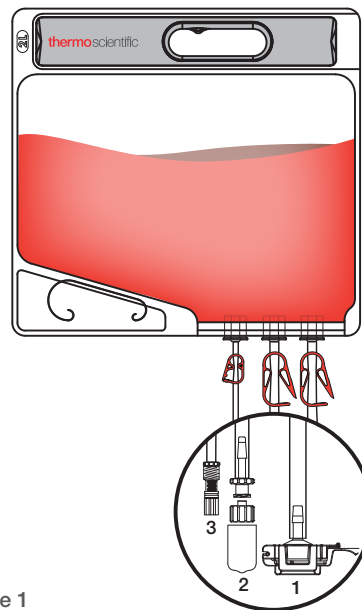
Luer lock body with needleless Luer insert

Tubing: C-Flex, length: 10.2 cm (4 in.)

ID x wall x OD: 0.32 x 0.16 x 0.64 cm
(1/8 x 1/16 x 1/4 in.)

Size	Cat. No.	
	Aegis5-14	CX5-14
2 L	PL30024.01	PL30011.01
5 L	PL30024.02	PL30011.02
10 L	PL30024.03	PL30011.03
20 L	PL30024.04	PL30011.04

3 ports

**Line 1**

AseptiQuik Connector G

Tubing: C-Flex, length: 30.5 cm (12 in.)

ID x wall x OD: 0.64 x 0.24 x 1.12 cm
(1/4 x 3/32 x 7/16 in.)**Line 2**

Luer lock body with plug

Tubing: C-Flex, length: 30.5 cm (12 in.)

ID x wall x OD: 0.64 x 0.24 x 1.12 cm
(1/4 x 3/32 x 7/16 in.)**Line 3**

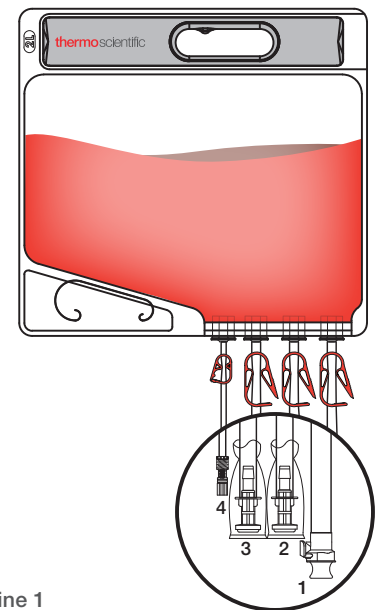
Luer lock body with needleless Luer insert

Tubing: C-Flex, length: 10.2 cm (4 in.)

ID x wall x OD: 0.32 x 0.16 x 0.64 cm
(1/8 x 1/16 x 1/4 in.)

Size	Cat. No.	
	Aegis5-14	CX5-14
2 L	PL30025.01	PL30012.01
5 L	PL30025.02	PL30012.02
10 L	PL30025.03	PL30012.03
20 L	PL30025.04	PL30012.04

4 ports

**Line 1**

MPX body

Tubing: C-Flex, length: 61 cm (24 in.)

ID x wall x OD: 1.27 x 0.32 x 1.91 cm
(1/2 x 1/8 x 3/4 in.)**Line 2**

3/4 in. tri-clamp with gasket, sterilized

Tubing: C-Flex, length: 61 cm (24 in.)

ID x wall x OD: 0.95 x 0.32 x 1.59 cm
(3/8 x 1/8 x 5/8 in.)**Line 3**

3/4 in. tri-clamp with gasket, sterilized

Tubing: C-Flex, length: 61 cm (24 in.)

ID x wall x OD: 0.95 x 0.32 x 1.59 cm
(3/8 x 1/8 x 5/8 in.)**Line 4**

Luer lock body with needleless Luer insert

Tubing: C-Flex, length: 46 cm (18 in.)

ID x wall x OD: 0.32 x 0.16 x 0.64 cm
(1/8 x 1/16 x 1/4 in.)

Size	Cat. No.	
	Aegis5-14	CX5-14
2 L	PL30026.01	PL30013.01
5 L	PL30026.02	PL30013.02
10 L	PL30026.03	PL30013.03
20 L	PL30026.04	PL30013.04

2D Labtainer BPC systems

Thermo Scientific™ Labtainer™ BioProcess Containers (BPCs) effectively address small-volume liquid handling needs. They range in size from 50 mL to 50 L, with a variety of standard configurations to meet most application needs. These Labtainer BPCs are space-saving, ergonomic, and constructed of Aegis5-14, CX5-14, ASI 26/77 and ASI 28 films. Product configurations cover a range of industry-standard connection systems; handling systems are available for transport and storage.

Standard products

Standard Labtainer BPCs are stocked for immediate delivery and are fully supported by our process and product validation program. (For more information on our validation program, please refer to our film validation guides. Additionally, standard Labtainer BPCs have validated liquid shipping configurations.)

Standard configurations can be customized for optimal fit, form, and function using the one of the industry's largest libraries of qualified components to address process-specific applications.

Whether in a standard or customized configuration, Labtainer BPCs are ideal for:

- Dispensing, packaging, and storing cell culture media, buffers, and process liquids
- Delivery of cell culture media or process liquids to small-scale bioproduction systems
- Bioreactor and fermentation feed, sampling, and harvest
- Chromatography feed and fraction collection
- Storage and transport of bulk intermediate products, process intermediates, vaccine conjugates, and other biological products



2D Labtainer BPCs constructed with Aegis5-14 and CX5-14 films

2 ports

Pack of 10

**Line 1**

Luer lock body connection, polypropylene
No tubing

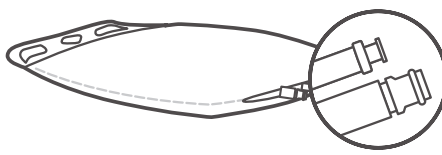
Line 2

Luer lock insert connection, polypropylene
No tubing

Size	Dimensions (L x W)	Cat. No.
50 mL	11.7 x 13.7 cm (4.6 x 5.4 in.)	Aegis5-14 SH31050.11
		CX5-14 SH30657.11
100 mL	14.7 x 14.2 cm (5.8 x 5.6 in.)	Aegis5-14 SH31050.12
		CX5-14 SH30657.12
250 mL	19.1 x 15 cm (7.5 x 5.9 in.)	Aegis5-14 SH31050.13
		CX5-14 SH30657.13
500 mL	26.4 x 17.3 cm (10.4 x 6.8 in.)	Aegis5-14 SH31050.14
		CX5-14 SH30657.14
1 L	29.7 x 20.1 cm (11.7 x 7.9 in.)	Aegis5-14 SH31050.15
		CX5-14 SH30657.15
2 L	34.8 x 24.4 cm (13.7 x 9.6 in.)	Aegis5-14 SH31050.16
		CX5-14 SH30657.16

2 ports

Pack of 10

**Line 1**

Luer lock body connection, polypropylene
Tubing: C-Flex, length: 30 cm (12 in.)
ID x OD: 3.2 x 6.4 mm (0.13 x 0.25 in.)

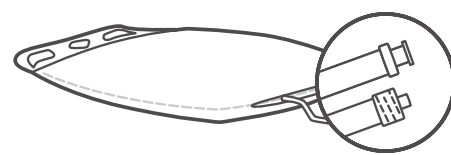
Line 2

MPC insert, polycarbonate
No tubing

Size	Dimensions (L x W)	Cat. No.
50 mL	11.7 x 13.7 cm (4.6 x 5.4 in.)	Aegis5-14 SH31048.11
		CX5-14 SH30662.11
100 mL	14.7 x 14.2 cm (5.8 x 5.6 in.)	Aegis5-14 SH31048.12
		CX5-14 SH30662.12
250 mL	19.1 x 15 cm (7.5 x 5.9 in.)	Aegis5-14 SH31048.13
		CX5-14 SH30662.13
500 mL	26.4 x 17.3 cm (10.4 x 6.8 in.)	Aegis5-14 SH31048.14
		CX5-14 SH30662.14
1 L	29.7 x 20.1 cm (11.7 x 7.9 in.)	Aegis5-14 SH31048.15
		CX5-14 SH30662.15
2 L	34.8 x 24.4 cm (13.7 x 9.6 in.)	Aegis5-14 SH31048.16
		CX5-14 SH30662.16

2 ports

Pack of 10

**Line 1**

Luer lock body connection, polypropylene
Tubing: C-Flex, length: 30 cm (12 in.)
ID x OD: 3.2 x 6.4 mm (0.13 x 0.25 in.)

Line 2

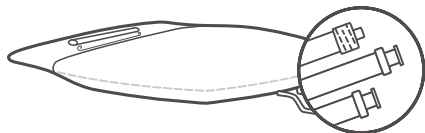
Luer lock insert connection, polypropylene
Tubing: C-Flex, length: 30 cm (12 in.)
ID x OD: 3.2 x 6.4 mm (0.13 x 0.25 in.)

Size	Dimensions (L x W)	Cat. No.
50 mL	11.7 x 13.7 cm (4.6 x 5.4 in.)	Aegis5-14 SH30961.11
		CX5-14 SH30658.11
100 mL	14.7 x 14.2 cm (5.8 x 5.6 in.)	Aegis5-14 SH30961.12
		CX5-14 SH30658.12
250 mL	19.1 x 15 cm (7.5 x 5.9 in.)	Aegis5-14 SH30961.13
		CX5-14 SH30658.13
500 mL	26.4 x 17.3 cm (10.4 x 6.8 in.)	Aegis5-14 SH30961.14
		CX5-14 SH30658.14
1 L	29.7 x 20.1 cm (11.7 x 7.9 in.)	Aegis5-14 SH30961.15
		CX5-14 SH30658.15
2 L	34.8 x 24.4 cm (13.7 x 9.6 in.)	Aegis5-14 SH30961.16
		CX5-14 SH30658.16

2D Labtainer BPCs constructed with Aegis5-14 and CX5-14 films

3 ports

Single pack



Line 1

Luer lock insert connection, polypropylene
Tubing: C-Flex, length: 30 cm (12 in.)
ID x OD: 6.4 x 9.7 mm (0.25 x 0.38 in.)

Line 2

Luer lock body connection, polypropylene
Tubing: C-Flex, length: 30 cm (12 in.)
ID x OD: 6.4 x 9.7 mm (0.25 x 0.38 in.)

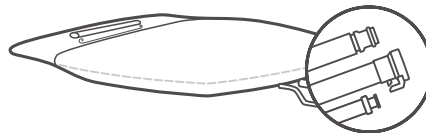
Line 3

Luer lock body connection, polypropylene
Tubing: C-Flex, length: 30 cm (12 in.)
ID x OD: 3.2 x 6.4 mm (0.13 x 0.25 in.)

Size	Dimensions (L x W)	Cat. No.
2 L	29.5 x 31 cm (11.6 x 12.2 in.)	Aegis5-14 SH31049.05
		CX5-14 SH30713.05
5 L	37.6 x 33.3 cm (14.8 x 13.1 in.)	Aegis5-14 SH31049.01
		CX5-14 SH30713.01
10 L	62.2 x 30 cm (24.5 x 11.8 in.)	Aegis5-14 SH31049.02
		CX5-14 SH30713.02
20 L	65.5 x 43.2 cm (25.8 x 17 in.)	Aegis5-14 SH31049.03
		CX5-14 SH30713.03
50 L	82.6 x 58.4 cm (32.5 x 23 in.)	Aegis5-14 SH31049.04
		CX5-14 SH30713.04

3 ports

Single pack



Line 1

MPC insert, polycarbonate
Tubing: C-Flex, length: 61 cm (24 in.)
ID x OD: 9.7 x 15.9 mm (0.38 x 0.63 in.)

Line 2

MPC body, polycarbonate
Tubing: C-Flex, length: 61 cm (24 in.)
ID x OD: 9.7 x 15.9 mm (0.38 x 0.63 in.)

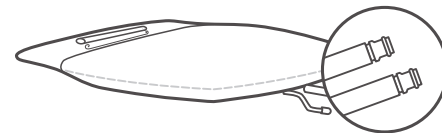
Line 3

Luer lock body connection, polypropylene
Tubing: C-Flex, length: 61 cm (24 in.)
ID x OD: 3.2 x 6.4 mm (0.13 x 0.25 in.)

Size	Dimensions (L x W)	Cat. No.
2 L	29.5 x 31 cm (11.6 x 12.2 in.)	Aegis5-14 SH30963.05
		CX5-14 SH30712.05
5 L	37.6 x 33.3 cm (14.8 x 13.1 in.)	Aegis5-14 SH30963.01
		CX5-14 SH30712.01
10 L	62.2 x 30 cm (24.5 x 11.8 in.)	Aegis5-14 SH30963.02
		CX5-14 SH30712.02
20 L	65.5 x 43.2 cm (25.8 x 17 in.)	Aegis5-14 SH30963.03
		CX5-14 SH30712.03
50 L	82.6 x 58.4 cm (32.5 x 23 in.)	Aegis5-14 SH30963.04
		CX5-14 SH30712.04

3 ports

Single pack



Line 1

MPC insert, polycarbonate
Tubing: C-Flex, length: 30 cm (12 in.)
ID x OD: 9.7 x 12.7 mm (0.38 x 0.5 in.)

Line 2

MPC insert, polycarbonate
Tubing: C-Flex, length: 30 cm (12 in.)
ID x OD: 9.7 x 12.7 mm (0.38 x 0.5 in.)

Line 3

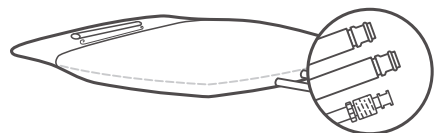
Plugged; no tubing

Size	Dimensions (L x W)	Cat. No.
2 L	29.5 x 31 cm (11.6 x 12.2 in.)	Aegis5-14 SH30965.05
		CX5-14 SH30714.05
5 L	37.6 x 33.3 cm (14.8 x 13.1 in.)	Aegis5-14 SH30965.01
		CX5-14 SH30714.01
10 L	62.2 x 30 cm (24.5 x 11.8 in.)	Aegis5-14 SH30965.02
		CX5-14 SH30714.02
20 L	65.5 x 43.2 cm (25.8 x 17 in.)	Aegis5-14 SH30965.03
		CX5-14 SH30714.03
50 L	82.6 x 58.4 cm (32.5 x 23 in.)	Aegis5-14 SH30965.04
		CX5-14 SH30714.04

2D Labyrinth BPCs constructed with Aegis5-14 and CX5-14 films

3 ports

Single pack—edge ports

**Line 1**

MPC insert, polycarbonate

No tubing

Line 2

MPC insert, polycarbonate

No tubing

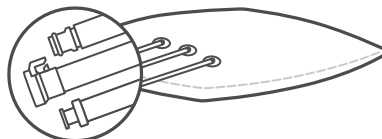
Line 3

Injection port

No tubing

3 ports

Single pack—pillow design with panel ports

**Line 1**

MPC insert, polycarbonate

Tubing: C-Flex, length: 61 cm (24 in.)

ID x OD: 9.7 x 15.9 mm (0.38 x 0.63 in.)

Line 2

MPC body, polypropylene

Tubing: C-Flex, length: 61 cm (24 in.)

ID x OD: 9.7 x 15.9 mm (0.38 x 0.63 in.)

Line 3

Luer lock body connection, polypropylene

Tubing: C-Flex, length: 66 cm (26 in.)

ID x OD: 3.2 x 6.4 mm (0.13 x 0.25 in.)

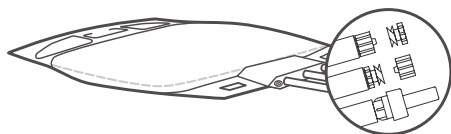
Size	Dimensions (L x W)	Cat. No.
2 L	29.5 x 31 cm (11.6 x 12.2 in.)	Aegis5-14 SH31005.05
		CX5-14 SH30709.05
5 L	37.6 x 33.3 cm (14.8 x 13.1 in.)	Aegis5-14 SH31005.01
		CX5-14 SH30709.01
10 L	62.2 x 30 cm (24.5 x 11.8 in.)	Aegis5-14 SH31005.02
		CX5-14 SH30709.02
20 L	65.5 x 43.2 cm (25.8 x 17 in.)	Aegis5-14 SH31005.03
		CX5-14 SH30709.03
50 L	82.6 x 58.4 cm (32.5 x 23 in.)	Aegis5-14 SH31005.04
		CX5-14 SH30709.04

Size	Outer container Cat. No.	Cat. No.
50 L	SV50076.02	CX5-14 SH30667.01
100 L	SV50076.03	CX5-14 SH30667.02
200 L	SV50076.04	CX5-14 SH30667.03

Note: Aegis5-14 film equivalents for this product are available as custom configurations.

2D Labtainer BPCs constructed with ASI 26/77 film

3 ports



Line 1

Luer lock insert connection with 4.8 mm (3/16 in.) barb, cap, and slide clamp
Tubing: EVA + C-Flex 374

Line 2

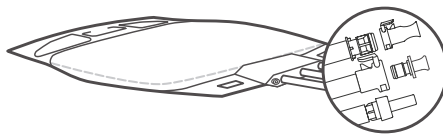
Luer lock body connection with 4.8 mm (3/16 in.) barb, cap, and slide clamp
Tubing: EVA + C-Flex 374

Line 3

Tubing: EVA, injection port

Size	Dimensions (L x W)	Cat. No.
100 mL	16 x 10 cm (6.3 x 3.9 in.)	ASI 26/77 SS00024-I
250 mL	16 x 13.5 cm (6.3 x 5.3 in.)	ASI 26/77 SS00025-I
500 mL	25.8 x 13.7 cm (10.2 x 5.4 in.)	ASI 26/77 SS00026-I
1 L	32 x 14.7 cm (12.6 x 5.77 in.)	ASI 26/77 SS00027-I
2 L	30.5 x 15.2 cm (12 x 6 in.)	ASI 26/77 SS00028-I

3 ports



Line 1

MPC insert with 6.4 mm (1/4 in.) barb, cap, and slide clamp
Tubing: EVA + C-Flex 374

Line 2

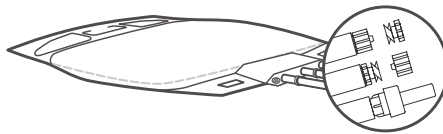
MPC body with 6.4 mm (1/4 in.) barb, plug, and slide clamp
Tubing: EVA + C-Flex 374

Line 3

Tubing: EVA, injection port

Size	Dimensions (L x W)	Cat. No.
100 mL	16 x 10 cm (6.3 x 3.9 in.)	ASI 26/77 SS00034-I
250 mL	16 x 13.5 cm (6.3 x 5.3 in.)	ASI 26/77 SS00035-I
500 mL	25.8 x 13.7 cm (10.2 x 5.4 in.)	ASI 26/77 SS00036-I
1 L	32 x 14.7 cm (12.6 x 5.77 in.)	ASI 26/77 SS00037-I
2 L	30.5 x 15.2 cm (12 x 6 in.)	ASI 26/77 SS00038-I

3 ports



Line 1

Luer lock insert connection with 4.1 mm (5/32 in.) barb, cap, slide clamp, and 4.8 x 4.1 mm (3/16 x 5/32 in.) reducer
Tubing: C-Flex 374, length: 30 cm (12 in.)
ID x OD: 3.2 x 6.4 mm (0.13 x 0.25 in.)

Line 2

Luer lock body connection with 4.1 mm (5/32 in.) barb, plug, slide clamp, and 4.8 x 4.1 mm (3/16 x 5/32 in.) reducer
Tubing: C-Flex 374, length: 30 cm (12 in.)
ID x OD: 3.2 x 6.4 mm (0.13 x 0.25 in.)

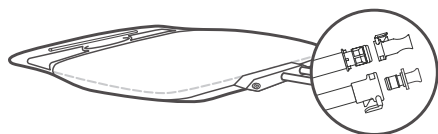
Line 3

Tubing: EVA, injection port

Size	Dimensions (L x W)	Cat. No.
100 mL	16 x 10 cm (6.3 x 3.9 in.)	ASI 26/77 SS00029-I
250 mL	16 x 13.5 cm (6.3 x 5.3 in.)	ASI 26/77 SS00030-I
500 mL	25.8 x 13.7 cm (10.2 x 5.4 in.)	ASI 26/77 SS00031-I
1 L	32 x 14.7 cm (12.6 x 5.77 in.)	ASI 26/77 SS00032-I
2 L	30.5 x 15.2 cm (12 x 6 in.)	ASI 26/77 SS00033-I

2D Labtainer BPCs constructed with ASI 26/77 film

3 ports

**Line 1**

MPC insert with 9.7 mm (3/8 in.) barb, cap, and pinch clamp
 Tubing: C-Flex 374, length: 30 cm (12 in.)
 ID x OD: 9.7 x 16 mm (0.38 x 0.63 in.)

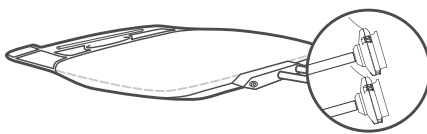
Line 2

MPC body with 9.7 mm (3/8 in.) barb, plug, and pinch clamp
 Tubing: C-Flex 374, length: 30 cm (12 in.)
 ID x OD: 9.7 x 16 mm (0.38 x 0.63 in.)

Line 3

Injection port

3 ports

**Line 1**

ReadyMate connector and pinch clamp
 Tubing: C-Flex 374, length: 30 cm (12 in.)
 ID x OD: 9.7 x 16 mm (0.38 x 0.63 in.)

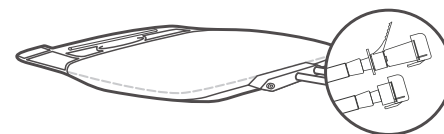
Line 2

ReadyMate connector and pinch clamp
 Tubing: C-Flex 374, length: 30 cm (12 in.)
 ID x OD: 9.7 x 16 mm (0.38 x 0.63 in.)

Line 3

Injection port

3 ports

**Line 1**

Kleenpak insert and pinch clamp
 Tubing: C-Flex 374, length: 30 cm (12 in.)
 ID x OD: 9.7 x 16 mm (0.38 x 0.63 in.)

Line 2

Kleenpak body and pinch clamp
 Tubing: C-Flex 374, length: 30 cm (12 in.)
 ID x OD: 9.7 x 16 mm (0.38 x 0.63 in.)

Line 3

Injection port

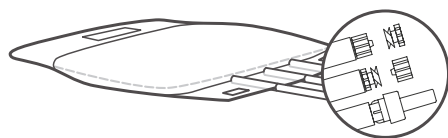
Size	Dimensions (L x W)	Cat. No.
5 L	32 x 31.6 cm (12.6 x 12.4 in.)	ASI 26/77 SS00039-I
10 L	32 x 56.5 cm (12.6 x 22.3 in.)	ASI 26/77 SS00040-I
20 L	42.6 x 63.5 cm (16.8 x 25 in.)	ASI 26/77 SS00041-I

Size	Dimensions (L x W)	Cat. No.
5 L	32 x 31.6 cm (12.6 x 12.4 in.)	ASI 26/77 SS00106-I
10 L	32 x 56.5 cm (12.6 x 22.3 in.)	ASI 26/77 SS00107-I
20 L	42.6 x 63.5 cm (16.8 x 25 in.)	ASI 26/77 SS00108-I

Size	Dimensions (L x W)	Cat. No.
5 L	32 x 31.6 cm (12.6 x 12.4 in.)	ASI 26/77 SS00112-I
10 L	32 x 56.5 cm (12.6 x 22.3 in.)	ASI 26/77 SS00113-I
20 L	42.6 x 63.5 cm (16.8 x 25 in.)	ASI 26/77 SS00114-I

2D Labtainer BPCs constructed with ASI 28 film

3 ports



Line 1

Luer lock insert connection with 4.8 mm (3/16 in.) barb and cap

Tubing: EVA

ID x OD: 6.0 x 7.9 mm (0.24 x 0.31 in.)

Line 2

Luer lock body connection with 4.8 mm (3/16 in.) barb and plug

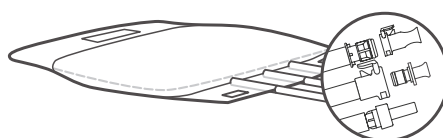
Tubing: EVA

ID x OD: 6.0 x 7.9 mm (0.24 x 0.31 in.)

Line 3

Tubing: EVA, injection port

3 ports



Line 1

MPC insert with 6.4 mm (1/4 in.) barb and cap

Tubing: EVA + C-Flex 374

ID x OD: 6.0 x 7.9 mm (0.24 x 0.31 in.)

Line 2

MPC body with 6.4 mm (1/4 in.) barb and plug

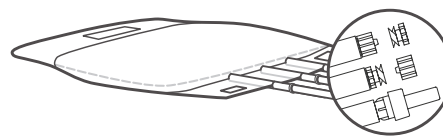
Tubing: EVA

ID x OD: 6.0 x 7.9 mm (0.24 x 0.31 in.)

Line 3

Tubing: EVA, injection port

3 ports



Line 1

Luer lock insert connection with 4.1 mm (5/32 in.) barb, cap, slide clamp, and

4.8 x 4.1 mm (3/16 x 5/32 in.) reducer

Tubing: EVA + C-Flex 374,

length: 30 cm (12 in.)

ID x OD: 3.2 x 6.4 mm (0.13 x 0.25 in.)

Line 2

Luer lock body connection with 4.1 mm

(5/32 in.) barb, plug, slide clamp, and

4.8 x 4.1 mm (3/16 x 5/32 in.) reducer

Tubing: EVA + C-Flex 374,

length: 30 cm (12 in.)

ID x OD: 3.2 x 6.4 mm (0.13 x 0.25 in.)

Line 3

Tubing: EVA, injection port

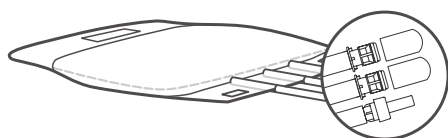
Size	Dimensions (L x W)	Cat. No.
100 mL	12.7 x 9.1 cm (5 x 3.6 in.)	ASI 28 SS00001-I
250 mL	16.5 x 12.5 cm (6.5 x 4.9 in.)	ASI 28 SS00002-I
500 mL	20.3 x 16.5 cm (8 x 6.5 in.)	ASI 28 SS00003-I
1 L	24.9 x 19.8 cm (9.8 x 7.8 in.)	ASI 28 SS00004-I
2 L	33.3 x 20.3 cm (13.1 x 8 in.)	ASI 28 SS00005-I

Size	Dimensions (L x W)	Cat. No.
100 mL	12.7 x 9.1 cm (5 x 3.6 in.)	ASI 28 SS00011-I
250 mL	16.5 x 12.5 cm (6.5 x 4.9 in.)	ASI 28 SS00012-I
500 mL	20.3 x 16.5 cm (8 x 6.5 in.)	ASI 28 SS00013-I
1 L	24.9 x 19.8 cm (9.8 x 7.8 in.)	ASI 28 SS00014-I
2 L	33.3 x 20.3 cm (13.1 x 8 in.)	ASI 28 SS00015-I

Size	Dimensions (L x W)	Cat. No.
100 mL	12.7 x 9.1 cm (5 x 3.6 in.)	ASI 28 SS00006-I
250 mL	16.5 x 12.5 cm (6.5 x 4.9 in.)	ASI 28 SS00007-I
500 mL	20.3 x 16.5 cm (8 x 6.5 in.)	ASI 28 SS00008-I
1 L	24.9 x 19.8 cm (9.8 x 7.8 in.)	ASI 28 SS00009-I
2 L	33.3 x 20.3 cm (13.1 x 8 in.)	ASI 28 SS00010-I

2D Labtainer BPCs constructed with ASI 28 film

3 ports

**Line 1**

MPC Insert with 6.4 mm (1/4 in.) barb and cap
Tubing: EVA
ID x OD: 6.0 x 7.9 mm (0.24 x 0.31 in.)

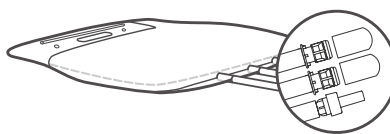
Line 2

MPC Insert with 6.4 mm (1/4 in.) barb and cap
Tubing: EVA
ID x OD: 6.0 x 7.9 mm (0.24 x 0.31 in.)

Line 3

Tubing: EVA, injection port

3 ports

**Line 1**

MPC insert with 9.7 mm (3/8 in.) barb, cap,
and pinch clamp
Tubing: EVA
ID x OD: 9.7 x 12.1 mm (0.38 x 0.48 in.)

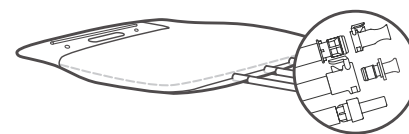
Line 2

MPC insert with 9.7 mm (3/8 in.) barb, cap,
and pinch clamp
Tubing: EVA
ID x OD: 9.7 x 12.1 mm (0.38 x 0.48 in.)

Line 3

Tubing: EVA, injection port
ID x OD: 6.1 x 8.1 mm (0.24 x 0.32 in.)

3 ports

**Line 1**

MPC insert with 9.7 mm (3/8 in.) barb, cap,
and pinch clamp
Tubing: EVA
ID x OD: 9.7 x 12.1 mm (0.38 x 0.48 in.)

Line 2

MPC body with 9.7 mm (3/8 in.) barb, plug,
and pinch clamp
Tubing: EVA
ID x OD: 9.7 x 12.1 mm (0.38 x 0.48 in.)

Line 3

Tubing: EVA, injection port
ID x OD: 6.1 x 8.1 mm (0.24 x 0.32 in.)

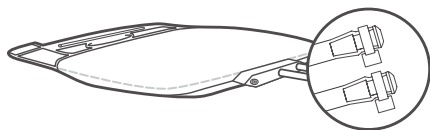
Size	Dimensions (L x W)	Cat. No.
100 mL	12.7 x 9.1 cm (5 x 3.6 in.)	ASI 28 SS00066-I
250 mL	16.5 x 12.5 cm (6.5 x 4.9 in.)	ASI 28 SS00067-I
500 mL	20.3 x 16.5 cm (8 x 6.5 in.)	ASI 28 SS00068-I
1 L	24.9 x 19.8 cm (9.8 x 7.8 in.)	ASI 28 SS00069-I
2 L	33.3 x 20.3 cm (13.1 x 8 in.)	ASI 28 SS00070-I

Size	Dimensions (L x W)	Cat. No.
5 L	31.5 x 32.0 cm (12.4 x 12.6 in.)	ASI 28 SS00071-I
10 L	56.6 x 32.5 cm (22.3 x 12.8 in.)	ASI 28 SS00072-I
20 L	63.3 x 42.7 cm (24.9 x 16.8 in.)	ASI 28 SS00073-I
50 L	69.3 x 58.4 cm (27.3 x 23 in.)	ASI 28 SS00074-I

Size	Dimensions (L x W)	Cat. No.
5 L	31.5 x 32.0 cm (12.4 x 12.6 in.)	ASI 28 SS00016-I
10 L	56.6 x 32.5 cm (22.3 x 12.8 in.)	ASI 28 SS00017-I
20 L	63.3 x 42.7 cm (24.9 x 16.8 in.)	ASI 28 SS00018-I
50 L	69.3 x 58.4 cm (27.3 x 23 in.)	ASI 28 SS00019-I

2D Labtainer BPCs constructed with ASI 26/77 and ASI 28 films

3 ports



Line 1

Plug 6.4 mm (1/4 in.) and pinch clamp
Tubing: C-Flex 374, length: 30 cm (12 in.)
ID x OD: 6.4 x 9.7 mm (0.25 x 0.38 in.)

Line 2

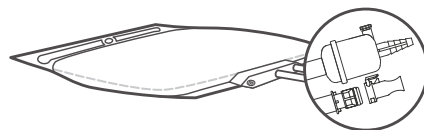
Plug 6.4 mm (1/4 in.) and pinch clamp
Tubing: C-Flex 374, length: 30 cm (12 in.)
ID x OD: 6.4 x 9.7 mm (0.25 x 0.38 in.)

Line 3

Injection port

Size	Dimensions (L x W)	Cat. No.
5 L	32 x 31.6 cm (12.6 x 12.4 in.)	ASI 26/77 SS00118-I
10 L	32 x 56.5 cm (12.6 x 22.3 in.)	ASI 26/77 SS00119-I
20 L	42.6 x 63.5 cm (16.8 x 25 in.)	ASI 26/77 SS00120-I

3 ports



Line 1

0.2 µm PES membrane capsule filter and pinch clamp
Tubing: C-Flex 374, length: 30 cm (12 in.)
ID x OD: 9.7 x 16 mm (0.38 x 0.63 in.)

Line 2

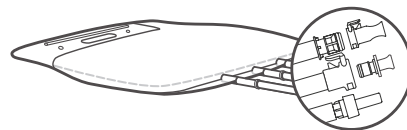
MPC insert with cap and pinch clamp
Tubing: C-Flex 374, length: 91.4 cm (36 in.)
ID x OD: 9.7 x 16 mm (0.38 x 0.63 in.)

Line 3

Injection port

Size	Dimensions (L x W)	Cat. No.
1 L	24.9 x 19.8 cm (9.8 x 7.8 in.)	ASI 26/77 SS00158-I
5 L	32 x 31.6 cm (12.6 x 12.4 in.)	ASI 26/77 SS00159-I
10 L	32 x 56.5 cm (12.6 x 22.3 in.)	ASI 26/77 SS00160-I
20 L	42.6 x 63.5 cm (16.8 x 25 in.)	ASI 26/77 SS00161-I

3 ports



Line 1

MPC insert with 9.7 mm (3/8 in.) barb, cap, pinch clamp, and 9.7 mm (3/8 in.) connector
Tubing: EVA + C-Flex 374, length: 30 cm (12 in.)
ID x OD: 9.7 x 16 mm (0.38 x 0.63 in.)

Line 2

MPC body with 9.7 mm (3/8 in.) barb, cap, pinch clamp, and 9.7 mm (3/8 in.) connector
Tubing: EVA, length: 30 cm (12 in.)
ID x OD: 9.7 x 16 mm (0.38 x 0.63 in.)

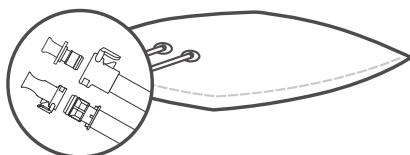
Line 3

Tubing: EVA, injection port

Size	Dimensions (L x W)	Cat. No.
5 L	31.5 x 32.0 cm (12.4 x 12.6 in.)	ASI 28 SS00020-I
10 L	56.6 x 32.5 cm (22.3 x 12.8 in.)	ASI 28 SS00021-I
20 L	63.3 x 42.7 cm (24.9 x 16.8 in.)	ASI 28 SS00022-I
50 L	69.3 x 58.4 cm (27.3 x 23 in.)	ASI 28 SS00023-I

2D Labtainer BPCs configured for Accent plastic drums

2 ports

**Line 1**

MPC insert with 9.7 mm (3/8 in.) barb, cap, and pinch clamp

Tubing: silicone, length: 51 cm (20 in.)

ID x OD: 9.5 x 15.9 mm (0.38 x 0.63 in.)

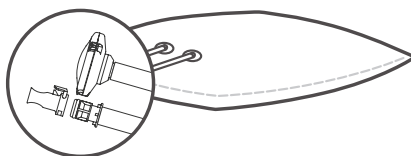
Line 2

MPC body with 9.7 mm (3/8 in.) barb, plug, and pinch clamp

Tubing: silicone, length: 51 cm (20 in.)

ID x OD: 9.5 x 15.9 mm (0.38 x 0.63 in.)

2 ports

**Line 1**

MPX insert with 12.7 mm (1/2 in.) barb, cap, and pinch clamp

Tubing: silicone, length: 51 cm (20 in.)

ID x OD: 12.7 x 19.1 mm (0.5 x 0.75 in.)

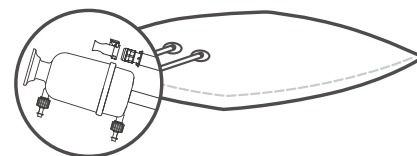
Line 2

ReadyMate connector with 12.7 mm (1/2 in.) barb and pinch clamp

Tubing: silicone, length: 91.4 cm (36 in.)

ID x OD: 12.7 x 19.1 mm (0.5 x 0.75 in.)

2 ports

**Line 1**

0.2 µm PES membrane capsule filter and pinch clamp

Tubing: C-Flex 374, length: 91.4 cm (36 in.)

ID x OD: 12.7 x 19.1 mm (0.5 x 0.75 in.)

Line 2

MPC insert with cap and pinch clamp

Tubing: C-Flex 374, length: 91.4 cm (36 in.)

ID x OD: 9.5 x 16 mm (0.38 x 0.63 in.)

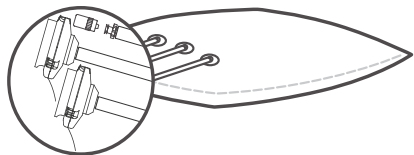
Size	Outer container Cat. No.	Cat. No.
50 L	TK-0050-05	ASI 26/77 SS00103-I
100 L	TK-0100-05	ASI 26/77 SS00104-I
200 L	TK-0200-05	ASI 26/77 SS00105-I

Size	Outer container Cat. No.	Cat. No.
50 L	TK-0050-05	ASI 26/77 SS00155-I
100 L	TK-0100-05	ASI 26/77 SS00156-I
200 L	TK-0200-05	ASI 26/77 SS00157-I

Size	Outer container Cat. No.	Cat. No.
50 L	TK-0050-05	ASI 26/77 SS00162-I
100 L	TK-0100-05	ASI 26/77 SS00163-I
200 L	TK-0200-05	ASI 26/77 SS00164-I

2D Labtainer BPCs configured for Accent plastic drums

3 ports



Line 1

ReadyMate connector and pinch clamp
Tubing: C-Flex, length: 51 cm (20 in.)
ID x OD: 9.7 x 15.9 mm (0.38 x 0.63 in.)

Line 2

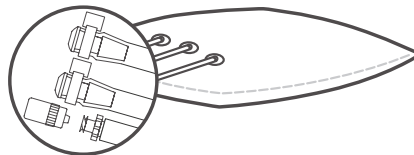
ReadyMate connector and pinch clamp
Tubing: C-Flex, length: 51 cm (20 in.)
ID x OD: 9.7 x 15.9 mm (0.38 x 0.63 in.)

Line 3

Tubing: C-Flex, length 7.6 cm (3 in.),
6.4 mm (0.25 in.) Luer injection port

Size	Outer container Cat. No.	Cat. No.
50 L	TK-0050-05	ASI 26/77 SS00109-I
100 L	TK-0100-05	ASI 26/77 SS00110-I
200 L	TK-0200-05	ASI 26/77 SS00111-I

3 ports



Line 1

Plug 6.4 mm (0.25 in.) and pinch clamp
Tubing: C-Flex 374, length: 51 cm (20 in.)
ID x OD: 6.4 x 9.7 mm (0.25 x 0.38 in.)

Line 2

Plug 6.4 mm (0.25 in.) and pinch clamp
Tubing: C-Flex 374, length: 51 cm (20 in.)
ID x OD: 6.4 x 9.7 mm (0.25 x 0.38 in.)

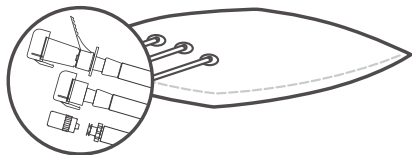
Line 3

Luer injection port
Tubing: C-Flex, length: 7.6 cm (3 in.)

Size	Outer container Cat. No.	Cat. No.
50 L	TK-0050-05	ASI 26/77 SS00121-I
100 L	TK-0100-05	ASI 26/77 SS00122-I
200 L	TK-0200-05	ASI 26/77 SS00123-I

2D Labtainer BPCs configured for Accent plastic drums

3 ports

**Line 1**

Kleenpak insert and pinch clamp
 Tubing: C-Flex, length: 51 cm (20 in.)
 ID x OD: 9.7 x 15.9 mm (0.38 x 0.63 in.)

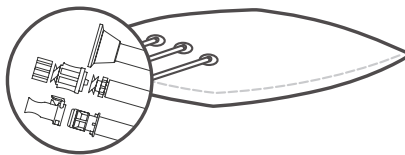
Line 2

Kleenpak body and pinch clamp
 Tubing: C-Flex, length: 51 cm (20 in.)
 ID x OD: 9.7 x 15.9 mm (0.38 x 0.63 in.)

Line 3

Tubing: C-Flex, length: 7.6 cm (3 in.),
 6.4 mm (0.25 in.) Luer injection port

3 ports

**Line 1**

MPX insert with 12.7 mm (1/2 in.) barb, cap,
 and pinch clamp
 Tubing: C-Flex 374, length: 152.4 cm (60 in.)
 ID x OD: 12.7 x 19.1 mm (0.5 x 0.75 in.)

Line 2

Luer lock body connection with 4.1 mm
 (5/32 in.)
 barb, cap, and pinch clamp
 Tubing: C-Flex 374, length: 101.6 cm (40 in.)
 ID x OD: 3.2 x 19.1 mm (0.13 x 0.75 in.)

Line 3

Ladish tri-clover with 12.7 mm (1/2 in.) barb
 and pinch clamp
 Tubing: C-Flex 374, length: 152.4 cm (60 in.)
 ID x OD: 12.7 x 19.1 mm (0.5 x 0.75 in.)

Size	Outer container Cat. No.	Cat. No.
50 L	TK-0050-05	ASI 26/77 SS00115-I
100 L	TK-0100-05	ASI 26/77 SS00116-I
200 L	TK-0200-05	ASI 26/77 SS00117-I

Size	Outer container Cat. No.	Cat. No.
50 L	TK-0050-05	ASI 26/77 SS00152-I
100 L	TK-0100-05	ASI 26/77 SS00153-I
200 L	TK-0200-05	ASI 26/77 SS00154-I

Labtainer BPC tote

Storage and handling is simplified with the Labtainer Pro tote. Designed to protect single-use BPCs, the tote can be used in a wide range of applications. The tote was designed with a sloped bottom for improved draining, and for the larger scale, a kickstand is included to aid in draining. There is also a tubing access window, allowing for access while stacked or in light sensitive applications the lid can remain on. The tote can be used with both the Labtainer Pro and Labtainer BPCs.

- Compatible with 2D BPCs up to 20 L in volume
- Made of durable high-grade HDPE material
- Nesting capability for easy storage
- Stackable for better utilization of space
- Provides UV protection to BPCs



Labtainer BPC tote specifications

Description	Cat. No.
Small tote with lid (5 L and smaller)	SV30200.01
Large tote with lid and kickstand (10 L and 20 L)	SV30200.02



Three60 Single-Use Sampling System

The simple design behind the Thermo Scientific™ Three60™ Sampling System provides the ability to take a representative product sample with minimal effort. For a small volume liquid transfer, CIP or SIP process is utilized to prepare the tank. The pre-irradiated BPCs and assemblies help ensure an integral fluid path while the quick-turn valve and pinch-and-cut disconnectors maintain liquid transfer and removal from BPCs.



With the Three60 Single-Use Sampling System, there are no parts to be assembled, disassembled, or cleaned, and unlike other single-use sampling systems, no additional tools are needed. The entire set can be easily applied to any fluid holding vessel or transfer line and four samples can be removed in only a few minutes.

The Three60 system is compatible with a variety of vessels through a sanitary connector; no expensive hardware is needed. Each Three60 system package contains a valve and four assemblies with pinch-and-cut disconnectors.

Kit to tank

The Three60 system is pre-irradiated and assembled into a one-piece kit. Simply remove the device from the kit and apply to the vessel.

- **Quick-turn Three60™ valve**—the face of the Three60 valve can be sterilized with the tank through traditional CIP/SIP processes. The valve has four assemblies. This helps keep the product and technician contamination-free.
- **Pinch-and-cut disconnectors**—allow the technician to quickly separate the sample and eliminate the need for tools or tube sealing.
- **Injection ports**—Luer lock injection site; extract through either the septum or twist-off Luer lock to pour.
- **Pre-irradiated BPC assemblies**—provided with pre-irradiated BPC assemblies in sizes ranging from 50 mL to 2 L produced using the ASI 77 film.

Ordering information

Description	Cat. No.
Three60 sampling BPCs	
50 mL, 2-port sampling BPC	B100563-I
100 mL, 2-port sampling BPC	B100564-I
250 mL, 2-port sampling BPC	B100565-I
500 mL, 2-port sampling BPC	B100566-I
1 L, 2-port sampling BPC	B100567-I
Three60 sampling systems	
50 mL Three60 sampling system with 4 x 2-port sampling BPCs	4MP0034
100 mL Three60 sampling system with 4 x 2-port sampling BPCs	4MP0035
250 mL Three60 sampling system with 4 x 2-port sampling BPCs	4MP0036
500 mL Three60 sampling system with 4 x 2-port sampling BPCs	4MP0037
1 L Three60 sampling system with 4 x 2-port sampling BPCs	4MP0038
2 L Three60 sampling system with 4 x 2-port sampling BPCs	4MP0039

Harvestainer Microcarrier Separation System

The Thermo Scientific™ Harvestainer™ BPC System is a closed, single-use microcarrier separation system that is designed to enable separation of microcarrier beads from cell culture supernatant in a single-step.

Unique design features

The Harvestainer system helps to increase product yields compared to traditional methods, while reducing clean-in-place and steam-in-place requirements.

The Harvestainer system is designed for both small- and large-scale microcarrier separation applications. The 3 L and 12 L Harvestainer systems are ideal for separating small volumes (12 L or less) of cell culture supernatant and microcarrier beads. These systems are designed around our 2D pillow-style BPC in a preassembled tray, designed for secondary containment and optimal supernatant recovery.



The large-scale Harvestainer system features a dual-chamber system that comprises a 200 L 3D Productainer BPC with either one or two interior 25 L microbarrier 2D Labtainer BPCs. These unique design features help enable the separation of cell culture supernatant and microcarrier beads.

Harvestainer BPCs

Description	Size	Inner BPC	Cat. No.
Harvestainer system	3 L	NA	SH31078.01
Harvestainer system	12 L	NA	SH31078.02
Top-drain Harvestainer system with single 25 L microbarrier BPC	25 L	1 x 25 L	SH31071.01
Top-drain Harvestainer system with dual 25 L microbarrier BPCs	50 L	2 x 25 L	SH31071.02

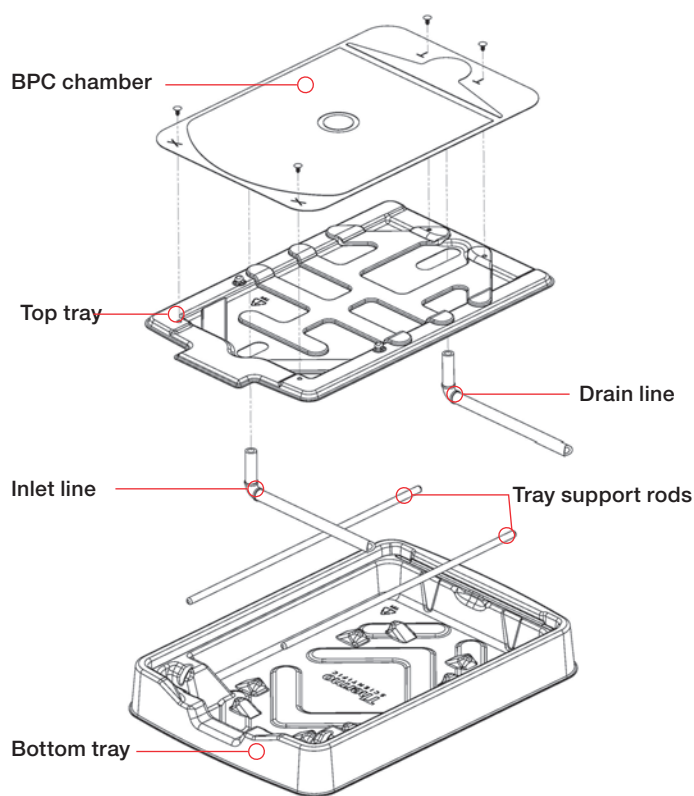
Accessories

Description	Cat. No.
Polyethylene drum, bottom-drain, with lid, latches, and cap plug	SV50517.07
Drum dolly, 61.91 x 18.09 cm (24.38 x 7.13 in.) (D x H)	SV50029.03

2D Harvestainer design features

Use the 3 L or 12 L Harvestainer system when separating small volumes of cell culture supernatant and microcarrier beads (12 L or less). This system consists of a preassembled 2D BPC and tray, which acts as a secondary containment device. The Harvestainer system consists of four parts:

- **Bioprocess Container (BPC)**—composed of three layers; the outer two layers are constructed of Thermo Scientific™ CX5-14 film with the inner layer constructed of the polyester mesh
- **Inlet and drain lines**—for easy system connection, these lines are made of weldable 3/8 x 5/8 in. C-Flex tubing with a 3/8 in. quick-connect body on the inlet line and a 3/8 in. quick-connect insert on the drain line
- **Support rods**—the Harvestainer system support rods are designed to angle the Harvestainer BPC for optimal drainage and improve recovery rates
- **Top support tray and bottom containment tray**—the support trays are made of polyethylene terephthalate (PETG) material; the top tray is designed to support the Harvestainer BPC while the bottom tray acts as a storage tray, bottom support, and secondary containment



12 L Harvestainer tray and BPC system

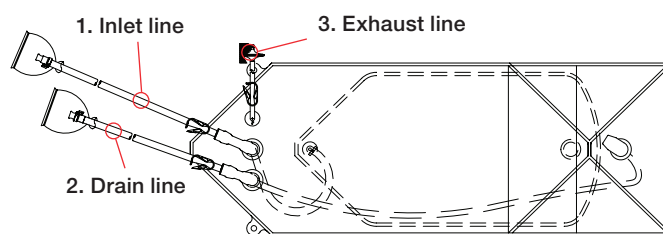
3 L and 12 L Harvestainer BPC specifications

Description	3 L	12 L
Tray dimensions (H x W x D)	7.11 x 36.6 x 55.25 cm (2.8 x 15.2 x 21.75 in.)	7.59 x 57.09 x 81.28 cm (2.99 x 22.48 x 32.0 in.)
Chamber dimensions (H x W)	46.94 x 28.96 cm (18.5 x 11.4 in.)	70.36 x 50.04 cm (27.7 x 19.7 in.)
Chamber weight	0.11 kg (0.25 lb)	0.25 kg (0.56 lb)
Chamber surface area	2,303 cm ² (357 in ²)	5,909 cm ² (916 in ²)
Mesh surface area	1,000 cm ² (155 in ²)	2,710 cm ² (420 in ²)
Tray material thickness	0.18 cm (0.050 in.)	0.18 cm (0.050 in.)
Tray material type	PETG	
BPC inlet line	C-Flex tubing; ID x OD: 9.53 x 16.0 mm (3/8 x 5/8 in.) Polycarbonate quick connect 9.53 mm (3/8 in.) MPC body and MPC cap	
BPC drain line	C-Flex tubing; ID x OD: 9.53 x 16.0 mm (3/8 x 5/8 in.) Polycarbonate quick connect 9.53 mm (3/8 in.) MPC insert and MPC plug	

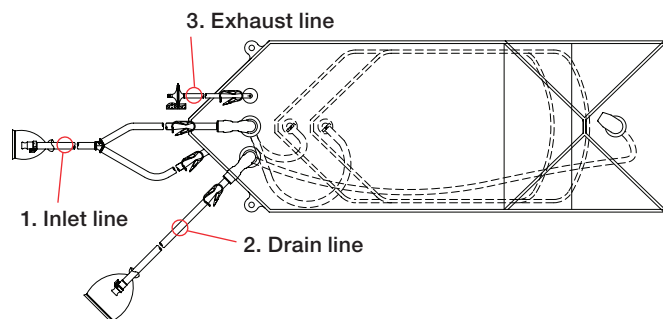
3D Harvestainer design features

For large-scale applications, when more than 12 L of microcarrier beads require separation, the 25 L or 50 L Harvestainer system is recommended for in-process microcarrier separation workflows. This system consists of a 200 L 3D BPC with inner 25 L microbarrier 2D BPCs that fits into a conical bottom drum as the secondary containment device. The BPC features a dip tube design for better drainage and minimal manipulation.

- **BioProcess Container (BPC)**—a dual-chamber system composed of a 200 L 3D BPC with either one or two interior 25 L microbarrier 2D Labtainer BPCs
- **Microcarrier inlet line**—for easy system connection, the inlet line is made of weldable 1/2 x 5/8 in. C-Flex tubing with a 1/2 in. quick-connect insert on the inlet line
- **Drain line**—for easy system connection, the drain line is made of weldable 1/2 x 5/8 in. C-Flex tubing with a 1/2 in. quick-connect body; the dip tube drain line is connected to a dipwell and placed in a conical bottom drum to allow for optimal drainage and secondary containment with the top drain feature
- **Exhaust line**—exhaust line to be used for inflation of the Harvestainer BPC for setup and allows for air displacement during the separation process



25 L Harvestainer system (1 x 25 L microbarrier BPC)



50 L Harvestainer system (2 x 25 L microbarrier BPCs)

25 L and 50 L Harvestainer BPC specifications

Description	25 L	50 L
Chamber dimensions (H x W x D)	137.16 x 48.26 x 48.26 cm (54 x 19 x 19 in.)	137.16 x 48.26 x 48.26 cm (54 x 19 x 19 in.)
Chamber weight	2.36 kg (5.2 lb)	2.90 kg (6.4 lb)
Chamber surface area	20,923 cm ² (3,243 in ²)	20,923 cm ² (3,243 in ²)
Mesh surface area	30,000 cm ² (465 in ²)	60,000 cm ² (930 in ²)
Line descriptions	Line set	End treatment
1. Inlet line	C-Flex tubing ID x OD: 12.7 x 16.0 mm (1/2 x 5/8 in.)	Polycarbonate quick connect 12.7 mm (1/2 in.) MPX insert Polycarbonate quick connect MPX cap
2. Drain line	C-Flex tubing ID x OD: 12.7 x 16.0 mm (1/2 x 5/8 in.)	Polycarbonate quick connect 12.7 mm (1/2 in.) MPX body Polycarbonate quick connect MPX plug
3. Exhaust line	C-Flex tubing ID x OD: 6.35 x 9.7 mm (1/4 x 3/8 in.)	Pall™ gas filter

Powdertainer BPC systems

Thermo Scientific™ Powdertainer™ BPCs are specifically designed for powder containment and discharge applications, and maintain a closed system for maximum recovery of powder while minimizing the risk of cross-contamination.

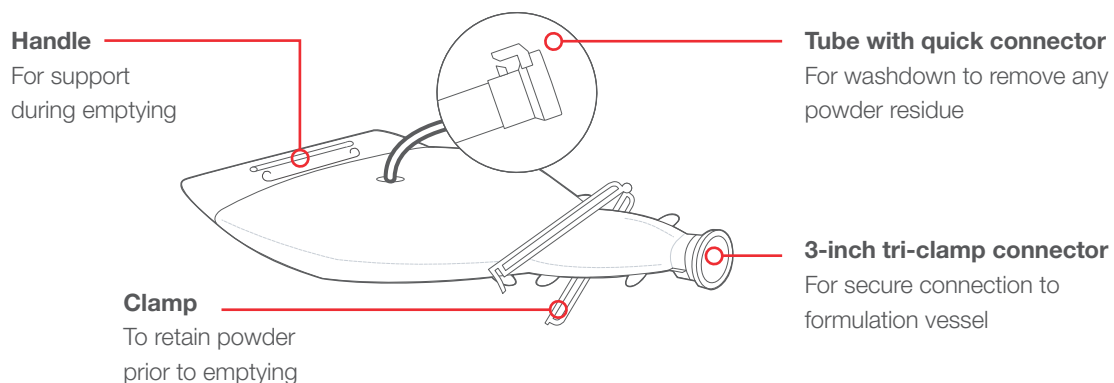
Key features

- Designed for powder containment and powder hydration applications
- Employ a closed system to help minimize dust contaminant and cross-contamination risk
- Three-inch tri-clamp port designed for secure connection to, and easy integration with, hydration vessels
- Suspensor handle for support during discharge and neck clamp to retain powder prior to discharge
- Two models, including one with a washdown line to remove residual powder, enabling maximal recovery
- Three sizes for process flexibility: 1, 5, and 25 kg
- Constructed from CX3-9 film
- Stainless steel filling stand to facilitate the powder discharge process



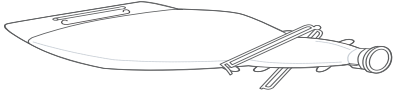
Applications

- Storage and delivery of powder culture media and buffers
- Storage and dispensing of preweighed chemicals or other process powders



Powdertainer BPC system specifications and accessories

Powdertainer II BPC, 1 port



Washdown line

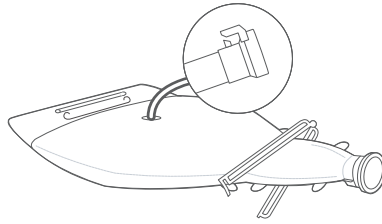
NA

Powder port

7.6 cm (3 in.) tri-clamp with integrated seal

Size	Dimensions (L x W)	Cat. No.
1 kg	42.7 x 31.8 cm (16.8 x 12.5 in.)	CX3-9 SH30864.01
5 kg	56.1 x 36.3 cm (22.1 x 14.3 in.)	CX3-9 SH30864.02
25 kg	83.3 x 59.2 cm (32.8 x 23.3 in.)	CX3-9 SH30864.03

Powdertainer II BPC, 2 ports



Washdown line

MPX insert, polycarbonate

Tubing: silicone, length: 20.3 cm (8 in.)

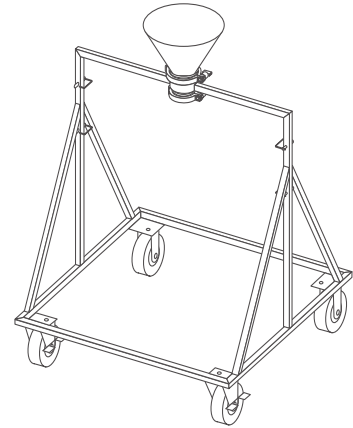
ID x OD: 12.7 x 19.1 mm (0.5 x 0.75 in.)

Powder port

7.6 cm (3 in.) tri-clamp with integrated seal

Size	Dimensions (L x W)	Cat. No.
1 kg	42.7 x 31.8 cm (16.8 x 12.5 in.)	CX3-9 SH30737.01
5 kg	56.1 x 36.3 cm (22.1 x 14.3 in.)	CX3-9 SH30737.02
25 kg	83.3 x 59.2 cm (32.8 x 23.3 in.)	CX3-9 SH30737.03

Filling stand



Materials

Stainless steel with casters

Dimensions (L x W)	Cat. No.
91.4 x 91.4 x 34.6 cm (36 x 36 x 53 in.)	SV50143.01
91.4 x 91.4 x 114.3 cm (36 x 36 x 45 in.)	SV50143.02



3D Productainer BPC systems

Thermo Scientific™ 3D Productainer™ BioProcess Container (BPC) systems are used for harvesting, handling, and storing large volumes of sterile process liquids such as buffers, culture media, and bulk drug precursors and substances. These Productainer systems are available in a range of sizes and configurations and can also be customized for optimal performance.

Our process capabilities enable many choices for the number, size, and location of ports. Chambers are available with options for both top and bottom drains.

Key features

- Use these systems to eliminate post-use cleaning steps required with reusable containers, and to reduce cross-contamination risks
- All Productainer BPC systems are constructed in ISO 7–certified clean rooms under cGMP conditions
- All 3D Productainer BPCs are designed to fit the full range of support containers—both square and cylindrical, from 50 L to 3,000 L, which includes Thermo Scientific™ high-density polyethylene drums, Smartainer™ stainless steel systems, and square plastic totes

Applications

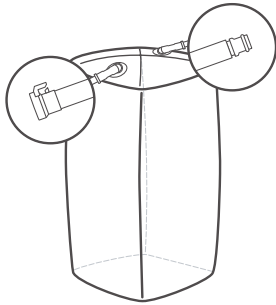
Whether you choose a standard or customized configuration, Productainer BPC systems are ideal for:

- Hydration and filtration of process buffers, liquids, and culture media
- Chromatography feed and fraction collection
- Storage and transport of bulk drug products and bulk drug precursors
- Harvesting from and feeding into bioreactors and fermentors
- Dispensing, packaging, and storage of cell culture media, buffers, and process liquids



3D Productainer BPCs—square tube with top port dispense

2 ports



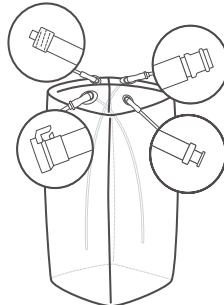
Line 1

MPC insert, polycarbonate
 Tubing: C-Flex, length: 45.7 cm (18 in.)
 ID x OD: 9.7 x 15.9 mm (0.38 x 0.63 in.)

Line 2

MPC body, polycarbonate
 Tubing: C-Flex, length: 45.7 cm (18 in.)
 ID x OD: 9.7 x 15.9 mm (0.38 x 0.63 in.)

4 ports



Line 1

MPC insert, polycarbonate
 Tubing: C-Flex, length: 121.9 cm (48 in.)
 ID x OD: 9.7 x 15.9 mm (0.38 x 0.63 in.),
 with dip tube length dependent on BPC size

Line 2

Luer lock insert connection, polypropylene
 Tubing: C-Flex, length: 121.9 cm (48 in.)
 ID x OD: 6.4 x 9.7 mm (0.25 x 0.38 in.)

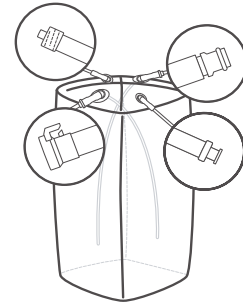
Line 3

Luer lock body connection, polypropylene
 Tubing: C-Flex, length: 121.9 cm (48 in.)
 ID x OD: 6.4 x 9.7 mm (0.25 x 0.38 in.)

Line 4

MPC body, polycarbonate
 Tubing: C-Flex, length: 121.9 cm (48 in.)
 ID x OD: 9.7 x 15.9 mm (0.38 in. x 0.63 in.),
 dip tube length: 30.5 cm (12 in.)

4 ports



Line 1

MPX insert, polycarbonate
 Tubing: C-Flex, length: 121.9 cm (48 in.)
 ID x OD: 9.7 x 15.9 mm (0.38 x 0.63 in.),
 with dip tube length dependent on BPC size

Line 2

Luer lock insert connection, polypropylene
 Tubing: C-Flex, length: 121.9 cm (48 in.)
 ID x OD: 9.7 x 15.9 mm (0.38 x 0.63 in.)

Line 3

Luer lock body connection, polypropylene
 Tubing: C-Flex, length: 121.9 cm (48 in.)
 ID x OD: 6.4 x 9.7 mm (0.25 x 0.38 in.)

Line 4

MPX body, polycarbonate
 Tubing: C-Flex, length: 121.9 cm (48 in.)
 ID x OD: 12.7 x 19.1 mm (0.5 x 0.75 in.),
 dip tube length: 30.5 cm (12 in.)

Size	Outer container Cat. No.	Cat. No.
50 L	SV50076.02	Aegis5-14 SH30964.01
		CX5-14 SH30649.01
100 L	SV50076.03	Aegis5-14 SH30964.02
		CX5-14 SH30649.02
200 L	SV50076.04	Aegis5-14 SH30964.03
		CX5-14 SH30649.03

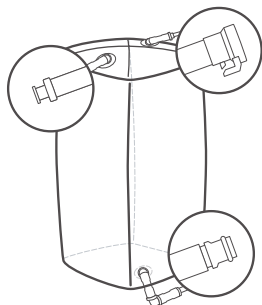
Size	Outer container Cat. No.	Cat. No.
50 L Dip tube: 38 cm (15 in.)	SV50076.02	Aegis5-14 SH30966.01
		CX5-14 SH30651.01
100 L Dip tube: 71 cm (28 in.)	SV50076.03	Aegis5-14 SH30966.02
		CX5-14 SH30651.02
200 L Dip tube: 81 cm (32 in.)	SV50076.04	Aegis5-14 SH30966.03
		CX5-14 SH30651.03

Size	Outer container Cat. No.	Cat. No.
50 L Dip tube: 38 cm (15 in.)	SV50076.02	Aegis5-14 SH30977.01
		CX5-14 SH30653.01
100 L Dip tube: 71 cm (28 in.)	SV50076.03	Aegis5-14 SH30977.02
		CX5-14 SH30653.02
200 L Dip tube: 81 cm (32 in.)	SV50076.04	Aegis5-14 SH30977.03
		CX5-14 SH30653.03

All dip tube lengths for the SKUs above are 9 cm (3.5 in.) or shorter.

3D Productainer BPCs—square tube with top and bottom port dispense

3 ports



Line 1

MPX body, polycarbonate

Tubing: C-Flex, length: 45.7 cm (18 in.)

ID x OD: 12.7 x 19.1 mm (0.5 x 0.75 in.)

Line 2

Luer lock body connection, polypropylene

Tubing: C-Flex, length: 30.5 cm (12 in.)

ID x OD: 6.4 x 9.7 mm (0.25 x 0.38 in.)

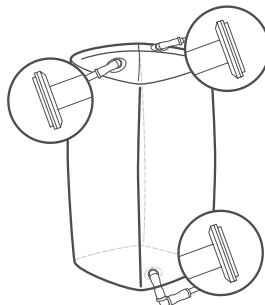
Line 3

MPX insert, polycarbonate

Tubing: C-Flex, length: 121.9 cm (48 in.)

ID x OD: 12.7 x 19.1 mm (0.5 x 0.75 in.),
bottom port

3 ports



Line 1

19.1 mm (0.75 in.) tri-clamp, polyethylene

Tubing: C-Flex, length: 45.7 cm (18 in.)

ID x OD: 12.7 x 19.1 mm (0.5 x 0.75 in.)

Line 2

19.1 mm (0.75 in.) tri-clamp, polyethylene

Tubing: C-Flex, length: 45.7 cm (18 in.)

ID x OD: 12.7 x 19.1 mm (0.5 x 0.75 in.)

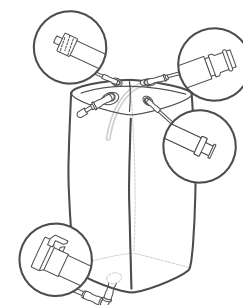
Line 3

19.1 mm (0.75 in.) tri-clamp, polyethylene

Tubing: C-Flex, length: 121.9 cm (48 in.)

ID x OD: 12.7 x 19.1 mm (0.5 x 0.75 in.)

5 ports



Line 1

MPC insert, polycarbonate

Tubing: C-Flex, length: 121.9 cm (48 in.) dip tube

ID x OD: 9.7 x 15.9 mm (0.38 x 0.63 in.),
with dip tube length dependent on BPC size

Line 2

Luer lock insert connection, polypropylene

Tubing: C-Flex, length: 121.9 cm (48 in.)

ID x OD: 6.4 x 9.7 mm (0.25 x 0.38 in.)

Line 3

Luer lock body connection, polypropylene

Tubing: C-Flex, length: 121.9 cm (48 in.)

ID x OD: 6.4 x 9.7 mm (0.25 x 0.38 in.)

Line 4

Plugged, no tubing

Line 5

MPC body, polycarbonate

Tubing: silicone, length: 121.9 cm (48 in.)

ID x OD: 9.7 x 15.9 mm (0.38 x 0.63 in.),
bottom port

Size	Outer container Cat. No.	Cat. No.
50 L	SV50517.04	Aegis5-14 SH30967.01
		CX5-14 SH30650.01
100 L	SV50517.05	Aegis5-14 SH30967.02
		CX5-14 SH30650.02
200 L	SV50517.06	Aegis5-14 SH30967.03
		CX5-14 SH30650.03

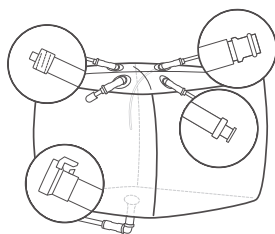
Size	Outer container Cat. No.	Cat. No.
50 L	SV50517.04	Aegis5-14 SH30968.01
		CX5-14 SH30672.01
100 L	SV50517.05	Aegis5-14 SH30968.02
		CX5-14 SH30672.02
200 L	SV50517.06	Aegis5-14 SH30968.03
		CX5-14 SH30672.03

Size	Outer container Cat. No.	Cat. No.
50 L Dip tube: 30.5 cm (12.5 in.)	SV50517.04	Aegis5-14 SH30969.01
		CX5-14 SH30652.01
100 L Dip tube: 30.5 cm (12.5 in.)	SV50517.05	Aegis5-14 SH30969.02
		CX5-14 SH30652.02
200 L Dip tube: 81 cm (32 in.)	SV50517.06	Aegis5-14 SH30969.03
		CX5-14 SH30652.03

3D Productainer BPCs—square tube with top and bottom port dispense

4–5 ports

Single pack



Line 1

MPC insert, polycarbonate
Tubing: C-Flex, length: 121.9 cm (48 in.)
ID x OD: 9.7 x 15.9 mm (0.38 x 0.63 in.),
dip tube length: 30.5 cm (12 in.)

Line 2 & 3

Luer lock insert connection, polypropylene
Tubing: C-Flex, length: 121.9 cm (48 in.)
ID x OD: 6.4 x 9.7 mm (0.25 x 0.38 in.)

Line 4

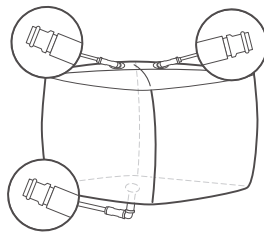
Plugged, no tubing

Line 5

MPC body, polycarbonate
Tubing: platinum-cured silicone,
length: 121.9 cm (48 in.), ID x OD:
9.7 x 15.9 mm (0.38 x 0.63 in.), bottom port

3 ports

Single pack



Line 1

MPX insert, polycarbonate
Tubing: platinum-cured silicone,
length: 51 cm (20 in.)
ID x OD: 12.7 x 19.1 mm (0.5 x 0.75 in.)

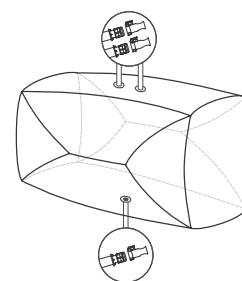
Line 2

MPX insert, polycarbonate
Tubing: platinum-cured silicone,
length: 51 cm (20 in.)
ID x OD: 12.7 x 19.1 mm (0.5 x 0.75 in.)

Line 3

MPX insert, polycarbonate
Tubing: platinum-cured silicone,
length: 51 cm (20 in.)
ID x OD: 12.7 x 19.1 mm (0.5 x 0.75 in.),
bottom port

3 ports



Line 1

MPX insert with cap and pinch clamp
Tubing: silicone, length: 51 cm (20 in.)
ID x OD: 12.7 x 19.1 mm (0.5 x 0.75 in.)

Line 2

MPX insert with cap and pinch clamp
Tubing: silicone, length: 51 cm (20 in.)
ID x OD: 12.7 x 19.1 mm (0.5 x 0.75 in.)

Line 3

MPX insert with cap and pinch clamp
Tubing: silicone, length: 51 cm (20 in.)
ID x OD: 12.7 x 19.1 mm (0.5 x 0.75 in.)

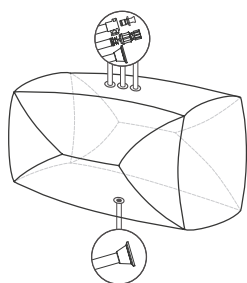
Size	Outer container Cat. No.	Cat. No.
500 L	SV50160.02	Aegis5-14 SH30969.04
		CX5-14 SH30652.04
1,000 L	SV50160.03	Aegis5-14 SH30969.05
		CX5-14 SH30652.05
1,500 L	SV50160.04	Aegis5-14 SH30969.06
		CX5-14 SH30652.06
2,000 L	SV50160.05	Aegis5-14 SH30969.08
		CX5-14 SH30652.08

Size	Outer container Cat. No.	Cat. No.
100 L	SV50160.01	Aegis5-14 SH31047.01
		CX5-14 SH30717.01
200 L	SV50160.01	Aegis5-14 SH31047.02
		CX5-14 SH30717.02
500 L	SV50160.02	Aegis5-14 SH31047.03
		CX5-14 SH30717.03

Size	Outer container Cat. No.	Cat. No.
100 L	TK10001	ASI 26/77 SS00165-I
200 L	TK10002	ASI 26/77 SS00166-I
500 L	TK10003	ASI 26/77 SS00167-I
1,000 L	TK10004	ASI 26/77 SS00168-I
1,000 L (wide)	TK10005	ASI 26/77 SS00181-I

3D Productainer BPCs—square tube with top and bottom port dispense

4 ports



Line 1

MPX insert with cap and pinch clamp
Tubing: C-Flex, length: 152.4 cm (60 in.)
ID x OD: 12.7 x 19.1 mm (0.5 x 0.75 in.)

Line 2

Luer lock body connection with valve, cap, and pinch clamp
Tubing: C-Flex, length: 101.6 cm (40 in.)
ID x OD: 3.16 x 6.4 mm (0.125 x 0.25 in.)

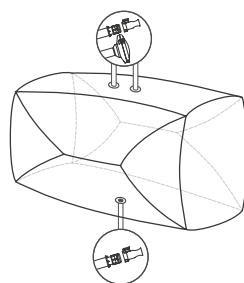
Line 3

Ladish tri-clover and pinch clamp
Tubing: C-Flex, length: 152.4 cm (60 in.)
ID x OD: 12.7 x 19.1 mm (0.5 x 0.75 in.)

Line 4

Ladish tri-clover and pinch clamp
Tubing: C-Flex, length: 152.4 cm (60 in.)
ID x OD: 12.7 x 19.1 mm (0.5 x 0.75 in.)

3 ports



Line 1

MPX insert with cap and pinch clamp
Tubing: silicone, length: 50.8 cm (20 in.)
ID x OD: 12.7 x 19.1 mm (0.5 x 0.75 in.)

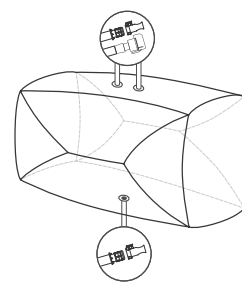
Line 2

ReadyMate connector with 12.7 cm (0.5 in.) barb, and pinch clamp
Tubing: silicone, length: 91.4 cm (36 in.)
ID x OD: 12.7 x 19.1 mm (0.5 x 0.75 in.)

Line 3

MPX insert with cap and pinch clamp
Tubing: silicone, length: 50.8 cm (20 in.)
ID x OD: 12.7 x 19.1 mm (0.5 x 0.75 in.)

3 ports



Line 1

MPX insert with cap and pinch clamp
Tubing: silicone, length: 50.8 cm (20 in.)
ID x OD: 12.7 x 19.1 mm (0.5 x 0.75 in.)

Line 2

Kleenpak body connector with 12.7 cm (0.5 in.) barb and pinch clamp
Tubing: silicone, length: 91.4 cm (36 in.)
ID x OD: 12.7 x 19.1 mm (0.5 x 0.75 in.)

Line 3

MPX insert with cap and pinch clamp
Tubing: silicone, length: 50.8 cm (20 in.)
ID x OD: 12.7 x 19.1 mm (0.5 x 0.75 in.)

Size	Outer container Cat. No.	Cat. No.
100 L	TK10001	ASI 26/77 SS00169-I
200 L	TK10002	ASI 26/77 SS00170-I
500 L	TK10003	ASI 26/77 SS00171-I
1,000 L	TK10004	ASI 26/77 SS00172-I
1,000 L (wide)	TK10005	ASI 26/77 SS00182-I

Size	Outer container Cat. No.	Cat. No.
100 L	TK10001	ASI 26/77 SS00173-I
200 L	TK10002	ASI 26/77 SS00174-I
500 L	TK10003	ASI 26/77 SS00175-I
1,000 L	TK10004	ASI 26/77 SS00176-I
1,000 L (wide)	TK10005	ASI 26/77 SS00183-I

Size	Outer container Cat. No.	Cat. No.
100 L	TK10001	ASI 26/77 SS00177-I
200 L	TK10002	ASI 26/77 SS00178-I
500 L	TK10003	ASI 26/77 SS00179-I
1,000 L	TK10004	ASI 26/77 SS00180-I
1,000 L (wide)	TK10005	ASI 26/77 SS00184-I

Storage and transport solutions

Durable and built for performance

Our rigid support containers hold Thermo Scientific™ BioProcess Containers (BPCs) and tank liners for in-house harvest and storage, or transportation needs.

Our reusable support containers accommodate a range of functionalities and chamber dimensions

- **Plastic**—Useful for in-house and transportation applications.
 - Top-drain only and top- and bottom-drain, high-density polyethylene (HDPE) cylindrical drums
 - Square or rectangular polypropylene (PP) containers
 - Regular and cylindrical HDPE, PP, linear low-density polyethylene (LLPDE) tanks
- **Stainless steel**—Thermo Scientific™ HyPerforma™ Smartainer™ 3.0 systems are used for in-house, large-volume liquid-handling operations and range from 200 to 3,000 L.

Outer support containers fulfill two primary needs

- **In-process/internal unit operations**—We offer a range of products such as HyPerforma Smartainer 3.0 systems, Thermo Scientific™ plastic rigid outer support containers, drums, and industry-standard cylindrical tanks to take care of your storage and collection, process liquid preparation and storage, and waste collection needs
- **Transport**—Large-volume liquid shipping including Thermo Scientific plastic outer support containers and drums

Selecting BPCs and the correct support containers

These multiple design considerations can help determine your ideal container solution for your process needs:

- **Application**—Storage, mixing, waste collection, or shipping
- **Batch size, filling, and emptying**—Determines the volume and port size
- **Number of process steps**—Determines the number of ports and their location
- **Location of process step**—Clean room-ready containers for clean room operations



Nalgene PP Cylindrical Tank with Cover

Thermo Scientific™ Nalgene™ PP Cylindrical Tanks are autoclavable and available in a variety of sizes to meet application needs.

Key features

- Seamless construction for easy cleaning
- Offers excellent stress-crack resistance
- Economical alternative to stainless steel tanks
- Includes matching cover that significantly reduces evaporation and contamination

Note: All Nalgene tanks used at elevated temperatures or with liquids of high specific gravity should be externally supported.

Caution: Plastic tanks are generally subject to more severe conditions than plastic labware; exposure is constant, stresses are greater, and different classes and concentrations of chemicals are involved. Please pay special attention to chemical compatibility.



Nalgene Cylindrical PP Tank with Cover

Capacity, gal (L)	Nominal OD x H, in. (cm)	No. per case	Cat. No.
5 (19)	11 x 15 (28 x 38)	1	11200-0005
7.5 (28)	12 x 18 (30 x 46)	1	11200-0007
10 (38)	13 x 20 (33 x 51)	1	11200-0010
15 (57)	14 x 28 (36 x 71)	1	11200-0015
30 (113)	18 x 30 (46 x 76)	1	11200-0030
55 (208)	22 x 36 (56 x 91)	1	11200-0055
100 (378)	28 x 44 (71 x 112)	1	11200-0100

Nalgene PP Rectangular Tank with Cover

Thermo Scientific™ Nalgene™ PP Rectangular Tanks are autoclavable and available in a variety of sizes to meet your application needs.

Key features

- Seamless construction for easy cleaning
- Suitable for use with many organic chemicals
- Offers excellent stress-crack resistance
- Includes matching cover that significantly reduces evaporation and contamination



Nalgene PP Rectangular Tank with Cover

Capacity, gal (L)	Nominal OD x H, in. (cm)	No. per case	Cat. No.
2 (8)	8 x 8 x 9 (20 x 20 x 23)	1	14200-0002
5 (20)	10 x 10 x 14 (25 x 25 x 36)	1	14200-0005
8 (30)	12 x 12 x 14 (30 x 30 x 36)	1	14200-0010
10 (38)	18 x 13 x 14 (46 x 33 x 36)	1	14200-0015
13 (50)	24 x 12 x 13 (61 x 30 x 33)	1	14200-0020
32 (120)	24 x 18 x 20 (61 x 45 x 51)	1	14200-0045

Nalgene PP Closed-Dome Tanks

Thermo Scientific™ Nalgene™ PP Closed-Dome Tanks with white PP closure are an excellent choice for reagent storage, aseptic mixing, and dispensing.

Autoclavable and offered in a variety of sizes to meet application needs.

Key features

- Designed for use as a closed-containment system
- Includes 150 mm gasketed screw closure, greatly reducing evaporation and contamination
- Domed bottoms offer good drainage
- Mounting flats accept bulkhead fittings up to 2 in.
- Graduated in liters and gallons

Compliance: Comply with FDA Reg. 177.1520 and USP Class VI.



Nalgene PP Closed-Dome Tanks

Capacity, gal (L)	Nominal OD x H, in. (cm)*	No. per case	Cat. No.
20 (76)	17 x 32 (42 x 79)	1	2650-0020
30 (114)	18 x 39 (47 x 99)	1	2650-0030
55 (210)	22 x 44 (57 x 112)	1	2650-0055
100 (380)	29 x 52 (72 x 132)	1	2650-0100

* Height measurement includes closure.

Nalgene LLDPE Lightweight Graduated Cylindrical Tank with Cover

Thermo Scientific™ Nalgene™ LLDPE Lightweight tanks are an economical solution for less rigorous applications.

Key features

Seamless construction for easy cleaning

- Offers excellent stress-crack resistance
- Economical alternative to stainless steel tanks
- Includes matching cover that significantly reduces evaporation and contamination

Note: All Nalgene tanks used at elevated temperatures or with liquids of high specific gravity should be externally supported.

Caution: Plastic tanks are generally subject to more severe conditions than plastic labware; exposure is constant, stresses are greater, and different classes and concentrations of chemicals are involved. Please pay special attention to chemical compatibility.



Nalgene LLDPE Lightweight Graduated Cylindrical Tank with Cover

Capacity, gal (L)	Nominal OD x H, in. (cm)	No. per case	Cat. No.
5 (19)	11 x 15 (28 x 38)	1	54100-0005
7.5 (28)	12 x 18 (30 x 46)	1	54100-0007
10 (38)	13 x 20 (33 x 51)	1	54100-0010
15 (57)	14 x 28 (36 x 71)	1	54100-0015
30 (113)	18 x 30 (46 x 76)	1	54100-0030
55 (208)	22 x 36 (56 x 91)	1	54100-0055

Nalgene LLDPE Lightweight Cylindrical Tank with Cover and Spigot

Thermo Scientific™ Nalgene™ LLDPE Lightweight Cylindrical tanks with installed spigots are an economical solution for less rigorous applications.

These tanks offer the same characteristics as the Nalgene 54100 tank series with a spigot installed for dispensing.

Key features

- Seamless construction for easy cleaning
- Offers excellent stress-crack resistance
- Economical alternative to stainless steel tanks
- Includes matching cover that significantly reduces evaporation and contamination
- Equipped with Thermo Scientific™ Nalgene™ Needle Spigot (Cat. No. 96423) for dispensing

Compatible products: Thermo Scientific™ Nalgene™ Spigots for Storage Tanks (Cat. No. 6421-0010).

Note: All Nalgene tanks used at elevated temperatures or with liquids of high specific gravity should be externally supported.

Caution: Plastic tanks are generally subject to more severe conditions than plastic labware; exposure is constant, stresses are greater, and different classes and concentrations of chemicals are involved. Please pay special attention to chemical compatibility.



Nalgene LLDPE Lightweight Cylindrical Tank with Cover and Spigot

Capacity, gal (L)	Nominal OD x H, in. (cm)	No. per case	Cat. No.
5 (19)	11 x 15 (28 x 38)	1	54102-0005
7.5 (28)	12 x 18 (30 x 46)	1	54102-0007
10 (38)	13 x 20 (33 x 51)	1	54102-0010
15 (57)	14 x 28 (36 x 71)	1	54102-0015
30 (113)	18 x 30 (46 x 76)	1	54102-0030
55 (208)	22 x 36 (56 x 91)	1	54102-0055

Nalgene LLDPE Heavy-Duty Cylindrical Tank with Cover

Thermo Scientific™ Nalgene™ LLDPE Heavy-Duty Cylindrical tanks are rigid, seamless tanks offered in a variety of sizes to meet your application needs.

Key features

- Features rigid walls for maximum strength and durability
- Molded of LLDPE offering increased chemical and temperature resistance
- Includes matching cover that significantly reduces evaporation and contamination

Compatible products: Nalgene Tank Liners (Cat. No. 343050 series)

Note: All Nalgene tanks used at elevated temperatures or with liquids of high specific gravity should be externally supported.

Caution: Plastic tanks are generally subject to more severe conditions than plastic labware; exposure is constant, stresses are greater, and different classes and concentrations of chemicals are involved. Please pay special attention to chemical compatibility.



Nalgene LLDPE Heavy-Duty Cylindrical Tank with Cover

Capacity, gal (L)	Nominal OD x H, in. (cm)	No. per case	Cat. No.
5 (19)	11 x 15 (28 x 38)	1	11100-0005
7.5 (28)	12 x 18 (32 x 46)	1	11100-0007
10 (38)	13 x 20 (33 x 51)	1	11100-0010
15 (57)	14 x 28 (36 x 71)	1	11100-0015
30 (113)	19 x 30 (48 x 76)	1	11100-0030
55 (208)	22 x 36 (56 x 91)	1	11100-0055
80 (303)	24 x 48 (61 x 122)	1	11100-0080
100 (378)	28 x 44 (71 x 112)	1	11100-0100
150 (568)	32 x 49 (81 x 124)	1	11100-0150
200 (757)	37 x 51 (94 x 130)	1	11100-0200

Nalgene LLDPE Heavy-Duty Cylindrical Tank with Spigot

Thermo Scientific™ Nalgene™ LLDPE Heavy-Duty Cylindrical Tanks are offered with a needle-type spigot for easy dispensing.

Key features

- Factory-installed spigot accepts 5/8 in. ID tubing
- Features rigid walls for maximum strength and durability
- Seamless construction for easy cleaning
- Molded of LLDPE offering increased chemical and temperature resistance
- Includes matching cover that significantly reduces evaporation and contamination

Compatible products: Nalgene Spigot for Storage Tanks (Cat. No. 6421-0010).

Note: All Nalgene tanks used at elevated temperatures or with liquids of high specific gravity should be externally supported.

Caution: Plastic tanks are generally subject to more severe conditions than plastic labware; exposure is constant, stresses are greater, and different classes and concentrations of chemicals are involved. Please pay special attention to chemical compatibility.



Nalgene LLDPE Heavy-Duty Cylindrical Tank with Spigot

Capacity, gal (L)	Nominal OD x H, in. (cm)	No. per case	Cat. No.
5 (19)	11 x 15 (28 x 38)	1	11102-0005
7.5 (28)	12 x 18 (30 x 46)	1	11102-0007
10 (38)	13 x 20 (33 x 51)	1	11102-0010
15 (57)	14 x 28 (36 x 71)	1	11102-0015
30 (113)	19 x 30 (48 x 76)	1	11102-0030
55 (208)	22 x 36 (56 x 91)	1	11102-0055

Nalgene LLDPE Heavy-Duty Rectangular Tank with Cover

Thermo Scientific™ Nalgene™ LLDPE Heavy-Duty Rectangular Tanks are versatile, economical alternatives to stainless steel tanks.

Key features

- Seamless construction for easy cleaning
- Stepped flange provides drip containment and grip for lifting
- Includes matching cover that significantly reduces evaporation and contamination
- Molded of LLDPE offering increased chemical and temperature resistance



Note: All Nalgene tanks used at elevated temperatures or with liquids of high specific gravity should be externally supported.

Caution: Plastic tanks are generally subject to more severe conditions than plastic labware; exposure is constant, stresses are greater, and different classes and concentrations of chemicals are involved. Please pay special attention to chemical compatibility.

Nalgene LLDPE Heavy-Duty Rectangular Tank with Cover

Capacity, gal (L)	Nominal OD x H, in. (cm)	No. per case	Cat. No.
2 (8)	8 x 8 x 9 (20 x 20 x 23)	1	14100-0002
5 (20)	15 x 10 x 11 (38 x 25 x 28)	1	14100-0005
8 (30)	12 x 12 x 14 (30 x 30 x 36)	1	14100-0010
10 (38)	18 x 13 x 14 (46 x 33 x 36)	1	14100-0015
13 (50)	18 x 13 x 20 (46 x 33 x 51)	1	14100-0020
16 (60)	24 x 13 x 13 (61 x 33 x 33)	1	14100-0040
32 (120)	24 x 18 x 20 (61 x 46 x 51)	1	14100-0045
40 (160)	24 x 18 x 25 (61 x 46 x 64)	1	14100-0065

Nalgene Closed-Dome Bio Tank Closure with Mixer Support Assembly

Thermo Scientific™ Nalgene™ Closed-Dome Bio Tank Closure with Mixer Support Assembly is for use with all sizes of Nalgene closed-dome tanks.

Unique sanitary flange assembly allows overhead mixing in a closed system.

Key features

- 6 in. (15.2 cm) PP screw closure with a 2 in. (5.1 cm) sanitary ferrule welded in the center
- 2 in. (5.1 cm) silicone gasket and a PVDF true-union clamp
- Autoclavable
- Mixer not included



Compatible products:

Nalgene Closed-Dome Tanks
(Cat. No. 2650 series).

Nalgene Closed-Dome Bio Tank Closure with Mixer Support Assembly

Closure size, mm (in.)	Material	No. per pack	No. per case	Cat. No.
15.2 (6)	Polypropylene, PVDF, silicone	1	1	2651-0200


Nalgene Spigots for Storage Tanks

Thermo Scientific™ Nalgene™ Spigots for Storage Tanks are used for safe and efficient liquid dispensing. For use only with Nalgene tanks up to 100 gallons with factory-installed threaded boss.

Key features

- Includes two PTFE O-rings that provide positive seal





Note: Make sure container and spigot have compatible chemical resistance before installing.



Nalgene Spigots for Storage Tanks

Fitting	No. per pack	No. per case	Cat. No.
Polypropylene			
1 1/2 in. x 12 female screw thread	12	12	6421-0010
Low-density polyethylene			
19 mm NPT male thread	6	6	6420-0750
12.7 mm NPT male thread	6	6	6420-0500

Plastic tanks, drums and accessories

	Description	Size	Dimensions (D x H)	Cat. No.
	Cylindrical, flat-bottom high-density polyethylene (HDPE) tank with lid; top dispense	19 L	27.9 x 38.4 cm (11 x 15 in.)	SV30133
		57 L	34.6 x 70.1 cm (13 x 27 in.)	SV30111
		114 L	49.7 x 75.9 cm (18 x 30 in.)	SV30112
		208 L	55.9 x 91.8 cm (22 x 36 in.)	SV30113
		303 L	60.8 x 122.1 cm (24 x 48 in.)	SV30114
		378 L	72.1 x 112.4 cm (28 x 44 in.)	SV30115
		568 L	80.3 x 125.3 cm (31 x 49 in.)	SV30116
	Flat-bottom linear low-density polyethylene (LLDPE) drum; top dispense with clamps	50 L	45 x 53 cm (19.25 x 21.75 in.)	SV50076.02
		100 L	45 x 79 cm (19.25 x 35 in.)	SV50076.03
		200 L	59 x 93 cm (23.5 x 36.75 in.)	SV50076.04
	Conical LLDPE drum; 1 port, 4.5 cm (1.75 in.) size with clamps	50 L	60 x 58 cm (23.5 x 23 in.)	SV50517.04
		100 L	60 x 76 cm (23.5 x 29.75 in.)	SV50517.05
		200 L	60 x 114 cm (23.5 x 44.75 in.)	SV50517.06
	Conical LLDPE drum; 1 port, 10.2 cm (4 in.) size with clamps; use support plate	50 L	60 x 58 cm (23.5 x 23 in.)	SV50517.08
		100 L	60 x 76 cm (23.5 x 29.75 in.)	SV50517.09
		200 L	60 x 114 cm (23.5 x 44.75 in.)	SV50517.10
	Plastic drum dolly	50, 100, 200 L	62 x 18 cm (23.38 x 7.13 in.)	SV50029.03

Large-volume rigid plastic outer support containers

Thermo Scientific™ rigid plastic support containers to support BPCs in helping meet your needs for large-volume liquid storage, handling, and transportation.

Key features

- Robust design and sturdy HDPE/acrylonitrile butadiene styrene (ABS), and PP construction permits multiple uses
- Collapsible walls fold down for easy storage when bins are not in use
- Stackable—enables extra storage when empty or full
- Bottom- and top-drain options are available
- Clean room units designed with smoother surfaces to help simplify clean-in-place operations
- Qualified for transportation

BPC options

- Standard BPCs available in CX5-14 and Aegis5-14 films
- Custom BPCs available in ASI 26/77 film



Rigid plastic outer support containers

Size	Outer dimensions (W x D x H)	Dispensing and material	Cat. No.
250 L	80.9 x 60.9 x 96.5 cm (31.8 x 23.9 x 38 in.)	Top and bottom, polypropylene	SV50139.15
500 L	120 x 80 x 104 cm (47.2 x 31.5 x 41 in.)	Top and bottom, ABS/HDPE	SV50139.12
600 L	115.5 x 115.5 x 98 cm (45.5 x 45.5 x 38.6 in.)	Top and bottom, polypropylene	SV50139.11
1,000 L	115.5 x 115.5 x 129.4 cm (45.5 x 45.5 x 50.9 in.)	Top and bottom, polypropylene	SV50139.06

Stainless steel carts

Size	Support bin Cat. No.	Cat. No.
250 L	SV50139.15	SV50139.17
500 L	SV50139.12	SV50139.13
600 L	SV50139.11	SV50139.16
1,000 L	SV50139.06	SV50139.16

BPCs

Size	Container Cat. No.	Cat. No.
200 L	SV50139.15	Aegis5-14 SH30976.01
		CX5-14 SH31060.01
250 L	SV50139.15	Aegis5-14 SH30976.02
		CX5-14 SH31060.02
500 L	SV50139.12	Aegis5-14 SH30976.03
		CX5-14 SH31060.03
600 L	SV50139.11	Aegis5-14 SH30976.04
		CX5-14 SH31060.04
1,000 L	SV50139.06	Aegis5-14 SH30976.05
		CX5-14 SH31060.05

HyPerforma Smartainer 3.0 systems

Large-volume rigid stainless steel outer support containers

The Thermo Scientific™ HyPerforma™ Smartainer™ 3.0 systems are stainless steel support containers used for in-house, large-volume, liquid-handling operations. These systems have an updated design and offer multiple sizes up to 3,000 L.

Key features

- Available in 100, 200, 500, 1,000, 1,500, 2,000, 2,500, and 3,000 L
- Containers constructed with 304 stainless steel
- Available in non-jacketed or jacketed options for applications requiring heating and cooling
- Designed to allow bottom draining from BPCs
- Modular system with optional accessories for increased mobility and BPC handling
- Smooth surface for easy cleaning



HyPerforma Smartainer 3.0 system specifications

Size	Inner dimensions (L x W x H)	Outer dimensions (L x W x H)	HyPerforma Smartainer 3.0 system Cat. No.	
200 L	73.02 x 53.34 x 58.67 cm (28.75 x 21.0 x 23.1 in.)	83.18 x 63.5 x 106.04 cm (32.75 x 25.0 x 41.75 in.)	Non-jacketed	SBN0200.7001
		83.82 x 64.01 x 106.04 cm (33.0 x 25.2 x 41.75 in.)	Jacketed	SBN0200.7002
500 L	114.3 x 73.66 x 88.64 cm (45.0 x 29.0 x 34.9 in.)	124.46 x 83.82 x 125.73 cm (49 x 33.0 x 49.5 in.)	Non-jacketed	SBN0500.7001
		125.22 x 84.07 x 125.73 cm (49.3 x 33.1 x 49.5 in.)	Jacketed	SBN0500.7002
1,000 L	114.3 x 91.44 x 126.74 cm (45.0 x 36.0 x 49.9 in.)	124.46 x 101.6 x 163.83 cm (49.0 x 40.0 x 64.5 in.)	Non-jacketed	SBN1000.7001
		125.22 x 101.85 x 163.83 cm (49.3 x 40.1 x 64.5 in.)	Jacketed	SBN1000.7002
1,500 L	114.3 x 91.44 x 179.83 cm (45.0 x 36.0 x 70.8 in.)	124.46 x 101.6 x 214.63 cm (49.0 x 40.0 x 84.5 in.)	Non-jacketed	SBN1500.7001
		125.22 x 101.85 x 214.63 cm (49.3 x 40.1 x 84.5 in.)	Jacketed	SBN1500.7002
2,000 L	114.3 x 119.44 x 233.42 cm (45.0 x 36.0 x 91.9 in.)	124.46 x 101.6 x 267.33 cm (49.0 x 40.0 x 105.25 in.)	Non-jacketed	SBN2000.7001
		125.22 x 101.85 x 267.33 cm (49.3 x 40.1 x 105.25 in.)	Jacketed	SBN2000.7002
2,500 L	129.54 x 120.65 x 212.59 cm (51.0 x 47.5 x 83.7 in.)	139.7 x 130.81 x 247.01 cm (55.0 x 51.5 x 97.25 in.)	Non-jacketed	SBN2500.7001
		140.46 x 131.06 x 247.01 cm (55.3 x 51.6 x 97.25 in.)	Jacketed	SBN2500.7002
3,000 L	129.54 x 120.65 x 212.59 cm (51 x 47.5 x 97.7 in.)	139.7 x 130.81 x 282.57 cm (55.0 x 51.5 x 111.25 in.)	Non-jacketed	SBN3000.7001
		140.46 x 131.06 x 282.57 cm (55.3 x 51.6 x 111.25 in.)	Jacketed	SBN3000.7002

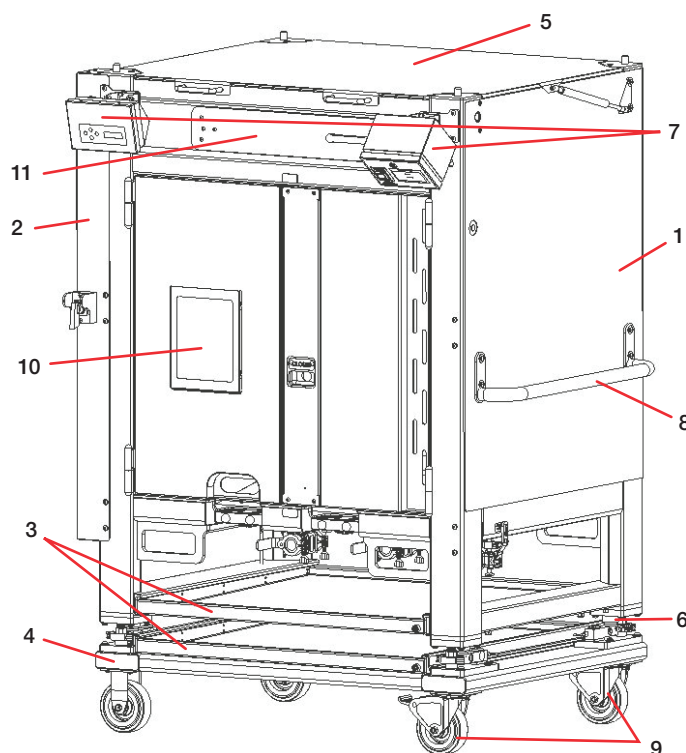
Note: Dimensions are provided for estimates only. Actual outer dimensions will vary depending on configuration selected.

HyPerforma Smartainer 3.0 system components and BPCs

HyPerforma Smartainer 3.0 system components

- 1. Jacketed or non-jacketed HyPerforma Smartainer 3.0 system**—supports BPCs by design.
- 2. BPC hoist**—for handling and loading BPCs. Optional for the 500 L system, available options include a manual or pneumatic hoist (shown below) for the 1,000 L system, and pneumatic hoist only for larger sizes.
- 3. Tray assembly**—holds dispense pumps, tube welders, and other items for convenient storage and access. It can be located on the cart or at the base of the HyPerforma Smartainer 3.0 system.
- 4. Cart**—for moving empty HyPerforma Smartainer 3.0 systems over smooth and level surfaces within or between in-house storage or clean room areas. Available for vessels up to 1,000 L.
- 5. Lid**—stainless steel lid, which help ensure protection of the BPC against light and physical damage. Options include insulated lid with pneumatic lift assist and noninsulated lid.
- 6. Load cells**—integrated load cells on all sizes, which provide weight measurements for liquid inside the container.
- 7. Display location**—load cell and temperature transmitters can be mounted on the left or right side of the HyPerforma Smartainer 3.0 system.
- 8. Handle**—available on either the left or right side for vessels with a cart or casters, up to 1,000 L. Recommended for mobile units.
- 9. Casters**—option available to mount units up to 1,000 L directly onto casters.
- 10. Document holder**—for easy access to process control or production documents.
- 11. Top port access cover**—helps ensure light protection and access to ports.

Note: Components above vary based on selected configuration.



1,000 L HyPerforma Smartainer 3.0 system

HyPerforma Smartainer 3.0 system BPCs

- Catalog BPC configurations are available in unit volumes of 200, 500, 1,000, 1,500, 2,000, 2,500, and 3,000 L
- BPCs are constructed from Aegis5-14, CX5-14, and ASI 26/77 film with dimensions optimized for HyPerforma Smartainer systems

HyPerforma Smartainer BPC ordering information

Size	Cat. No.		
	Aegis5-14	CX5-14	ASI 26/77
200 L (horizontal gusseted)	SH31188.01	SH31058.01	SS00195-I
500 L (horizontal gusseted)	SH31188.02	SH31058.02	SS00196-I
500 L (vertical gusseted)	SH31188.03	SH31058.03	SS00197-I
1,000 L	SH31188.04	SH31058.04	SS00198-I
1,500 L	SH31188.05	SH31058.05	SS00199-I
2,000 L	SH31188.06	SH31058.06	SS00200-I
2,500 L	SH31188.07	SH31058.07	SS00201-I
3,000 L	SH31188.08	SH31058.08	SS00202-I

Open-top tank liners

Key features

- Thermo Scientific™ tank liners are designed for use with commercially available overhead mixers (not supplied)
- Chambers are constructed from a variety of Thermo Scientific™ films, manufactured using animal origin-free components and optimized for Thermo Scientific™ catalog drums and Thermo Scientific™ Nalgene™ cylindrical tanks
 - CX3-9 film is a three-layer, 9 mil cast film with an outer layer constructed of polyester elastomer coextruded with a low-density polyethylene (LDPE) product contact layer
 - ASI 26 film is a single-web, 5 mil cast film made of highly flexible and stretchable material
 - 343050 series film is a 5 mil blend of LDPE and linear low-density polyethylene (LLDPE)
- Removes the need for tank cleaning and helps reduce cycle times
- Top access only in unit volumes of 50, 100, 200, 300, and 500 L; top and bottom access in unit volumes of 50, 100, and 200 L for maximum functionality
- Supplied gamma-irradiated to minimize bioburden

Selecting tank liners and the correct outer support containers

There are multiple design considerations, depending on your needs:

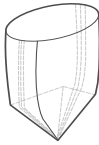
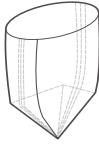
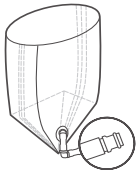
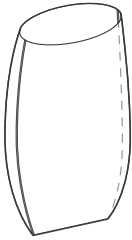
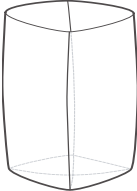
- Application—storage, mixing, or waste collection
- Batch size, filling, and emptying—determines the volume and need for bottom access port
- Characteristics of the process liquid



Associated applications

- Hydration of powdered media and buffers
- Pooling of nonsterile solutions and fluids

Open-top tank liner specifications

Description		Size	Outer containers Cat. No.	Tank liner Cat. No.
Top-drain, for use with Thermo Scientific drums				
	0 ports	50 L	SV50076.02	CX3-9 SH30647.01
		100 L	SV50076.03	CX3-9 SH30647.02
		200 L	SV50076.04	CX3-9 SH30647.03
Top-drain, for use with cylindrical tanks				
	0 ports	50 L	SV30111 11100-0015	CX3-9 SH30647.04
		100 L	SV30112 11100-0030	CX3-9 SH30647.05
		300 L	SV30114 11100-0080	CX3-9 SH30647.06
		560 L	SV30116 11100-0150	CX3-9 SH30647.07
Top- and bottom-drain				
	Line 1: MPX insert, polycarbonate C-Flex™ tubing, length: 182.9 cm (72 in.) ID x OD: 12.7 x 19.1 mm (0.5 x 0.75 in.)	50 L	SV50517.04	Aegis5-14 SH30988.01 CX3-9 SH30646.01
		100 L	SV50517.05	Aegis5-14 SH30988.02 CX3-9 SH30646.02
		200 L	SV50517.06	Aegis5-14 SH30988.03 CX3-9 SH30646.03
2D pillow-style				
	These 2D (pillow-style) tank liners are available as a simple and low-cost solution. A single BPC will accommodate a variety of tank sizes.	50 L	SV30111 11100-0015	ASI 26 B100048-I
		130 L	SV30112 11100-0030	ASI 26 B100038-I
		200 L	SV30113 11100-0055	ASI 26 B100037-I
		340 L	SV30114 11100-0080	ASI 26 B100049-I
		400 L	SV30115 11100-0100	ASI 26 B100050-I
		560 L	SV30116 11100-0150	ASI 26 B100051-I
3D pillow-style				
	The 3D liners are available and sized for specific totes. This seamless design offers a more streamlined fit, eliminating pooling areas or “pleats”.	50 L	SV30111 11100-0015	ASI 26 B100364-I
		100 L	SV30112 11100-0030	ASI 26 B100373-I
		200 L	SV30113 11100-0055	ASI 26 B100363-I
		300 L	SV30114 11100-0080	ASI 26 B101459-I
		560 L	SV30116 11100-0150	ASI 26 B101460-I

Nalgene tank liners

Thermo Scientific™ Nalgene™ tank liners feature an open-bag, flat-bottom design to enhance your mixing capabilities. They are ideal for single-use, biopharmaceutical, and diagnostic reagent fluid processing using Nalgene plastic rigid cylindrical tanks, and are available in sizes ranging from 19 L to 757 L.

Key features

- Designed specifically to fit Nalgene cylindrical tanks from 19 L to 757 L
- 343050 series film tank liners are supplied gamma-irradiated



Nalgene Tank Liners

Capacity, gal (L)	Fits Nalgene Tank Cat. No.	No. per pack	No. per case	Cat. No.
5 (19)	11100-0005 11200-0005 54100-0005	1	10	343050-0005
7.5 (28)	11100-0007 11200-0007 54100-0007	1	10	343050-0007
10 (38)	11100-0010 11200-0010 54100-0010	1	10	343050-0010
15 (57)	11100-0015 11200-0015 54100-0015	1	10	343050-0015
30 (113)	11100-0030 11200-0030 54100-0030	1	10	343050-0030
55 (208)	11100-0055 11200-0055 54100-0055	1	10	343050-0055
80 (303)	11100-0080	1	10	343050-0080
100 (378)	11100-0100	1	10	343050-0100
150 (568)	11100-0150	1	10	343050-0150
200 (757)	11100-0200	1	10	343050-0200

Fluid transfer solutions

Design a system to meet your unique requirements

You've been here before. Another process, another set of challenges. You need to move media, biologics, or drug substances between process steps safely, efficiently, and aseptically. And the solution will involve multiple sizes and types of tubing connectors, containers, and devices, possibly from different suppliers.

We are committed to partnering with our customers to help perfect their processes. Our engineers and sales professionals will gather your input and design systems to meet your specific needs.

From concept to reality

We make it—from a simple hand sketch, a fully detailed drawing, or anything in between. Whether you know every detail of your system or want us to design it for you, we will help ensure your system is reliable, safe, and effective.

Risk mitigation

- Reduce risk of economic loss of sterility failure
- Save sterilization costs
- Reduce cost and effort to maintain sterility validation
- Reduce risk of operator-induced variation

“Lean” solutions

- Reduce inventory carrying costs
- Reduce handling
- Improve process flow
- Optimize valuable clean room space usage
- Save on labor by allowing your operators to focus on your critical processes instead of tubing
- Simplify the supply chain by purchasing from one supplier

Contact your sales representative, explain your basic need, and we will begin designing your custom solution



Find out more at [thermofisher.com/fluidtransfer](https://www.thermofisher.com/fluidtransfer)

Fluid transfer assemblies

We are a premier supplier of single-use technologies, including catalog and custom single-use fluid transfer assemblies.

Fluid transfer assemblies that are unique to your process

We offer a multitude of tubing sizes and types combined with an expansive portfolio of one of the industry's largest component library to provide optimal performance for your unique process.

Assurance of supply

Our transfer assemblies are manufactured in three efficient, cGMP-compliant manufacturing sites: two in North America—Logan, UT, and Millersburg, PA—and one in Cramlington, UK.

Open architecture

Choose from an assortment of catalog tubing options in a wide variety of inside and outside diameters (ID and OD). We also maintain a leading catalog component library including steam valves, aseptic connectors, manifolds, and filter assemblies ensuring your transfer assembly can be specially configured to your unique process and requirements.

Applications



- Media and buffer transfer
- Product sampling
- Bioreactor feed transfer
- Harvest collection
- Filtration and purification process connection
- Bulk product and final fill
- Dispensing and aliquoting

Key benefits

- Compatibility with any hardware system
- Design systems to integrate within your processes
- Helps save time and money through partnering
- No need for cleaning and gamma-irradiation
- Helps reduce cross-contamination

Criteria to consider when selecting transfer assemblies

Pumping characteristics	Peristaltic pumping is the most common method so the flow rate and pump life of tubing in a system are important.
Clarity	Most but not all of the tubing types are clear. The ability to see tubing contents is normally important.
Method of connection	Most connection systems involve attaching the tubing to a hose barb in a standard size. Tubing welders and sealers require specific types of tubing.
Supporting data	Regulatory compliance, NOA status, and extractables studies are often required. A database of information on all standard tubing is available.
Economics	Different tubing types, bore sizes, and wall thicknesses can vary widely in cost. In general, the larger the bore size and wall thickness, the more expensive the tubing.

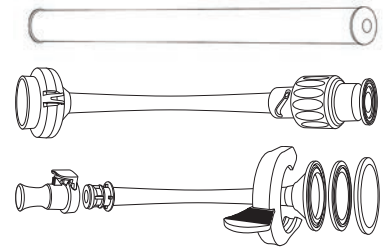
Extension sets

- Single length of tubing to connect separate vessels, BPCs, or other single-use accessories
- Available in multiple lengths
- Can be combined to bridge additional distances



Tubing size	Tubing length	End connections	Cat. No.
3.2 mm (1/8 in.) ID, 1.6 mm (1/16 in.) wall, C-Flex 374	1 m (39.4 in.)	Capped—for welders	SH31079.01
	2.5 m (98.4 in.)	Capped—for welders	SH31079.02
	5 m (196.9 in.)	Capped—for welders	SH31079.03
6.35 mm (1/4 in.) ID, 1.6 mm (1/16 in.) wall, C-Flex 374	1 m (39.4 in.)	Capped—for welders	SH31080.01
	2.5 m (98.4 in.)	Capped—for welders	SH31080.02
	5 m (196.9 in.)	Capped—for welders	SH31080.03
6.35 mm (1/4 in.) ID, 2.4 mm (3/32 in.) wall, C-Flex 374	1 m (39.4 in.)	Capped—for welders	SH31081.01
	2.5 m (98.4 in.)	Capped—for welders	SH31081.02
	5 m (196.9 in.)	Capped—for welders	SH31081.03
9.52 mm (3/8 in.) ID, 3.2 mm (1/8 in.) wall, C-Flex 374	1 m (39.4 in.)	Capped—for welders	SH31082.01
	2.5 m (98.4 in.)	Capped—for welders	SH31082.02
	5 m (196.9 in.)	Capped—for welders	SH31082.03
12.7 mm (1/2 in.) ID, 3.2 mm (1/8 in.) wall, C-Flex 374	1 m (39.4 in.)	Capped—for welders	SH31083.01
	2.5 m (98.4 in.)	Capped—for welders	SH31083.02
	5 m (196.9 in.)	Capped—for welders	SH31083.03
6.35 mm (1/4 in.) ID, 11.11 mm (7/16 in.) wall, C-Flex 374	1 m (39.4 in.)	Luer	SH31117.01
	1 m (39.4 in.)	MPC	SH31118.01
	2.5 m (98.4 in.)	Luer	SH31117.02
	2.5 m (98.4 in.)	MPC	SH31118.02
	5 m (196.9 in.)	Luer	SH31117.03
	5 m (196.9 in.)	MPC	SH31118.03

Extension sets—continued



Tube size	Tube length	End connections	Cat. No.
3.2 mm (1/8 in.) ID, 6.3 mm (1/4 in.) wall, C-Flex 374	1 m (39.4 in.)		SH31119.01
	2.5 m (98.4 in.)	Luer	SH31119.02
	5 m (196.9 in.)		SH31119.03
9.52 mm (3/8 in.) ID, 15.88 mm (5/8 in.) wall, C-Flex 374	1 m (39.4 in.)		SH31116.01
	2.5 m (98.4 in.)	MPC	SH31116.02
	5 m (196.9 in.)		SH31116.03
12.7 mm (1/2 in.) ID, 19.05 mm (3/4 in.) wall, C-Flex 374	1 m (39.4 in.)		SH31120.01
	2.5 m (98.4 in.)	MPX	SH31120.02
	5 m (196.9 in.)		SH31120.03
12.7 mm (1/2 in.) ID, 19.1 mm (3/4 in.) wall, silicone tubing	91.4 cm (36 in.)	Steam-Thru II connection 19.1 x 38.1 mm (3/4 x 1 1/2 in.) sanitary x 12.7 mm (1/2 in.) barb; ReadyMate DAC with 12.7 mm (1/2 in.) barb	SS00042-I
		Steam-Thru II connection 19.1 x 38.1 mm (3/4 x 1 1/2 in.) sanitary x 12.7 mm (1/2 in.) barb; Kleenpak insert connection with 12.7 mm (1/2 in.) barb	SS00043-I
		Lynx ST connection 19.1 x 38.1 mm (3/4 x 1 1/2 in.) sanitary x 12.7 mm (1/2 in.) barb; ReadyMate DAC with 12.7 mm (1/2 in.) barb	SS00044-I
		Lynx ST connection 38.1 mm (1 1/2 in.) sanitary x 12.7 mm (1/2 in.) barb; Kleenpak insert connection with 12.7 mm (1/2 in.) barb	SS00045-I
		38.1 mm (1 1/2 in.) sanitary x 12.7 mm (1/2 in.) barb with gasket, end cap, and push/pull clip; MPX body + cap	SS00062-I
		19.1 mm (3/4 in.) sanitary x 12.7 mm (1/2 in.) barb with gasket, end cap, and push/pull clip; MPX body + cap	SS00063-I
9.5 mm (3/8 in.) ID, 16 mm (5/8 in.) wall, silicone tubing	91.4 cm (36 in.)	38.1 mm (1 1/2 in.) sanitary x 9.5 mm (3/8 in.) barb with gasket, end cap, and push/pull clip; MPC insert + cap	SS00064-I
		38.1 mm (1 1/2 in.) sanitary x 12.7 mm (1/2 in.) barb with gasket, end cap, and push/pull clip; MPC insert + cap	SS00065-I

Adaptor sets

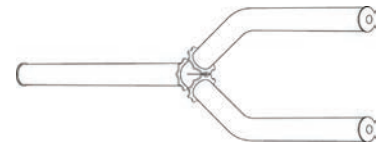
- Two lengths of C-Flex tubing differing in size joined in a single length
- Useful for connecting tubing or porting of differing sizes



Tubing size	Tubing length	End connections	Cat. No.
3.2 mm (1/8 in.) ID x 1.6 mm (1/16 in.) wall to 6.35 mm (1/4 in.) ID x 1.6 mm (1/16 in.) wall, C-Flex 374	0.5 m (19.7 in.)	Capped—for welders	SH31084.01
3.2 mm (1/8 in.) ID x 1.6 mm (1/16 in.) wall to 6.35 mm (1/4 in.) ID x 2.4 mm (3/32 in.) wall, C-Flex 374	0.5 m (19.7 in.)	Capped—for welders	SH31085.01
3.2 mm (1/8 in.) ID x 1.6 mm (1/16 in.) wall to 9.52 mm (3/8 in.) ID x 3.2 mm (1/8 in.) wall, C-Flex 374	0.5 m (19.7 in.)	Capped—for welders	SH31086.01
6.35 mm (1/4 in.) ID x 1.6 mm (1/16 in.) wall to 9.52 mm (3/8 in.) ID x 3.2 mm (1/8 in.) wall, C-Flex 374	0.5 m (19.7 in.)	Capped—for welders	SH31087.01
6.35 mm (1/4 in.) ID x 1.6 mm (1/16 in.) wall to 12.7 mm (1/2 in.) ID x 3.2 mm (1/8 in.) wall, C-Flex 374	2 m (78.7 in.)	Capped—for welders	SH31088.01
6.35 mm (1/4 in.) ID x 2.4 mm (3/32 in.) wall to 9.52 mm (3/8 in.) ID x 3.2 mm (1/8 in.) wall, C-Flex 374	0.5 m (19.7 in.)	Capped—for welders	SH31089.01
6.35 mm (1/4 in.) ID x 2.4 mm (3/32 in.) wall to 12.7 mm (1/2 in.) ID x 3.2 mm (1/8 in.) wall, C-Flex 374	0.5 m (19.7 in.)	Capped—for welders	SH31090.01
9.52 mm (3/8 in.) ID x 3.2 mm (1/8 in.) wall to 12.7 mm (1/2 in.) ID x 3.2 mm (1/8 in.) wall, C-Flex 374	0.5 m (19.7 in.)	Capped—for welders	SH31091.01
3.22 mm (1/8 in.) ID x 6.35 mm (1/4 in.) OD to 9.52 mm (3/8 in.) ID x 15.88 mm (5/8 in.) wall, C-Flex 374	2 m (78.7 in.)	Luer to MPC	SH31121.01
3.22 mm (1/8 in.) ID x 6.35 mm (1/4 in.) OD to 9.52 mm (3/8 in.) ID x 15.88 mm (5/8 in.) wall, C-Flex 374	2 m (78.7 in.)	Luer to MPC	SH31122.01
6.35 mm (1/4 in.) ID x 11.11 mm (7/16 in.) OD to 12.7 mm (1/2 in.) ID x 19.05 mm (3/4 in.) wall, C-Flex 374	2 m (78.7 in.)	MPX to MPC	SH31123.01
6.35 mm (1/4 in.) ID x 11.11 mm (7/16 in.) OD to 12.7 mm (1/2 in.) ID x 19.05 mm (3/4 in.) wall, C-Flex 374	2 m (78.7 in.)	MPX to MPC	SH31124.01
6.35 mm (1/4 in.) ID x 11.11 mm (7/16 in.) OD to 12.7 mm (1/2 in.) ID x 19.05 mm (3/4 in.) wall, C-Flex 374	2 m (78.7 in.)	MPX to MPC	SH31125.01
6.35 mm (1/4 in.) ID x 11.11 mm (7/16 in.) OD to 12.7 mm (1/2 in.) ID x 19.05 mm (3/4 in.) wall, C-Flex 374	2 m (78.7 in.)	MPX to MPC	SH31126.01
9.52 mm (3/8 in.) ID x 15.88 mm (5/8 in.) OD to 12.7 mm (1/2 in.) ID x 19.05 mm (3/4 in.) wall, C-Flex 374	2 m (78.7 in.)	MPX to MPC	SH31127.01
9.52 mm (3/8 in.) ID x 15.88 mm (5/8 in.) OD to 12.7 mm (1/2 in.) ID x 19.05 mm (3/4 in.) wall, C-Flex 374	2 m (78.7 in.)	MPX to MPC	SH31128.01
9.52 mm (3/8 in.) ID x 15.88 mm (5/8 in.) OD to 12.7 mm (1/2 in.) ID x 19.05 mm (3/4 in.) wall, C-Flex 374	2 m (78.7 in.)	MPX to MPC	SH31129.01
9.52 mm (3/8 in.) ID x 15.88 mm (5/8 in.) OD to 12.7 mm (1/2 in.) ID x 19.05 mm (3/4 in.) wall, C-Flex 374	2 m (78.7 in.)	MPX to MPC	SH31130.01

Y sets

- Three lengths of C-Flex tubing joined by a Y-connector
- Enables user to split one connection into two or combine two connections into one
- Join multiple Y sets to create a branching assembly



Tube size	Tube length	End connections	Cat. No.
3 x 3.2 mm (1/8 in.) ID x 1.6 mm (1/16 in.) wall, C-Flex 374	2 x 0.51 m (20 in.) to 0.51 m (20 in.)	Capped—for welders	SH31092.01
3 x 6.35 mm (1/4 in.) ID x 1.6 mm (1/16 in.) wall, C-Flex 374	2 x 0.51 m (20 in.) to 0.51 m (20 in.)	Capped—for welders	SH31093.01
3 x 6.35 mm (1/4 in.) ID x 2.4 mm (3/32 in.) wall, C-Flex 374	2 x 0.51 m (20 in.) to 0.51 m (20 in.)	Capped—for welders	SH31094.01
3 x 9.52 mm (3/8 in.) ID x 3.2 mm (1/8 in.) wall, C-Flex 374	2 x 0.51 m (20 in.) to 0.51 m (20 in.)	Capped—for welders	SH31095.01
3 x 12.7 mm (1/2 in.) ID x 3.2 mm (1/8 in.) wall, C-Flex 374	2 x 0.51 m (20 in.) to 0.51 m (20 in.)	Capped—for welders	SH31096.01
3 x 12.7 mm (1/2 in.) ID x 19.05 mm (3/4 in.) wall, C-Flex 374	2 x 0.51 m (20 in.) to 0.51 m (20 in.)	MPX body-insert	SH31104.01
3 x 12.7 mm (1/2 in.) ID x 19.05 mm (3/4 in.) wall, C-Flex 374	2 x 0.51 m (20 in.) to 0.51 m (20 in.)	MPX insert-body	SH31105.01
3 x 9.52 mm (3/8 in.) ID x 15.88 mm (5/8 in.) wall, C-Flex 374	2 x 0.51 m (20 in.) to 0.51 m (20 in.)	MPX body-insert	SH31106.01
3 x 9.52 mm (3/8 in.) ID x 15.88 mm (5/8 in.) wall, C-Flex 374	2 x 0.51 m (20 in.) to 0.51 m (20 in.)	MPX insert-body	SH31107.01
3 x 6.35 mm (1/4 in.) ID x 11.11 mm (7/16 in.) wall, C-Flex 374	2 x 0.51 m (20 in.) to 0.51 m (20 in.)	MPX body-insert	SH31108.01
3 x 6.35 mm (1/4 in.) ID x 11.11 mm (7/16 in.) wall, C-Flex 374	2 x 0.51 m (20 in.) to 0.51 m (20 in.)	MPX insert-body	SH31109.01
3 x 3.22 mm (1/8 in.) ID x 6.35 mm (1/4 in.) wall, C-Flex 374	2 x 0.51 m (20 in.) to 0.51 m (20 in.)	Luer	SH31110.01

Pump sets

- Two lengths of C-Flex tubing joined by a section of Pharmed BPT
- Designed to deliver extended performance when used with a peristaltic pump



Tubing size	Tubing length	End connections	Cat. No.
3.2 mm (1/8 in.) ID x 1.6 mm (1/16 in.) wall	0.25 m (10 in.) C-Flex 374 to 0.5 m (19.7 in.) Pharmed BPT to 0.25 m (10 in.) C-Flex 374	Capped— for welders	SH31097.01
6.35 mm (1/4 in.) ID x 1.6 mm (1/16 in.) wall	0.25 m (10 in.) C-Flex 374 to 0.5 m (19.7 in.) Pharmed BPT to 0.25 m (10 in.) C-Flex 374	Capped— for welders	SH31098.01
6.35 mm (1/4 in.) ID x 2.4 mm (3/32 in.) wall	0.25 m (10 in.) C-Flex 374 to 0.5 m (19.7 in.) Pharmed BPT to 0.25 m (10 in.) C-Flex 374	Capped— for welders	SH31099.01
9.52 mm (3/8 in.) ID x 3.2 mm (1/8 in.) wall	0.25 m (10 in.) C-Flex 374 to 0.5 m (19.7 in.) Pharmed BPT to 0.25 m (10 in.) C-Flex 374	Capped— for welders	SH31100.01
12.7 mm (1/2 in.) ID, 3.2 mm (1/8 in.) wall	0.25 m (10 in.) C-Flex 374 to 0.5 m (19.7 in.) Pharmed BPT to 0.25 m (10 in.) C-Flex 374	Capped— for welders	SH31101.01
3.22 mm (1/8 in.) ID x 6.35 mm (1/4 in.) wall	0.25 m (10 in.) C-Flex 374 to 0.5 m (19.7 in.) Pharmed BPT to 0.25 m (10 in.), C-Flex 374	Luer	SH31111.01
0.52 mm (3/8 in.) ID x 15.88 mm (5/8 in.) wall	0.25 m (10 in.) C-Flex 374 to 0.5 m (19.7 in.) Pharmed BPT to 0.25 m (10 in.), C-Flex 374	MPC	SH31112.01
12.7 mm (1/2 in.) ID x 19.05 mm (3/4 in.) wall	0.25 m (10 in.) C-Flex 374 to 0.5 m (19.7 in.) Pharmed BPT to 0.25 m (10 in.), C-Flex 374	MPX	SH31113.01
6.35 mm (1/4 in.) ID x 9.52 mm (3/8 in.) wall	0.25 m (10 in.) C-Flex 374 to 0.5 m (19.7 in.) Pharmed BPT to 0.25 m (10 in.), C-Flex 374	MPC	SH31114.01
6.35 mm (1/4 in.) ID x 11.11 mm (7/16 in.) wall	0.25 m (10 in.) C-Flex 374 to 0.5 m (19.7 in.) Pharmed BPT to 0.25 m (10 in.), C-Flex 374	MPC	SH31115.01

Standard Single-Use Bottle Assembly Systems

Fluid transfer systems can easily consist of multiple components that all need to be sourced, purchased, inventoried, and assembled. With the Thermo Scientific™ Standard Single-Use Bottle Assembly Systems, we can relieve you of the burden of managing individual components and validating the systems in-house. Realize labor savings and mitigate risk by leaving the assembly and processing to us. These easy-to-order configured solutions include rigid support containers with preconfigured cap sets, and are delivered gamma-irradiated for use right out of the package.



Applications

- Media and buffer transfer
- Product sampling
- Harvest collection and bulk storage
- Filtration and purification process connection

Key benefits

- Designed for a broad range of applications, including bioproduction, life science, and general lab use.
- Helps eliminate setup and post-use cleaning steps required for reusable containers
- Helps reduce cross-contamination risks
- Allows process-specific flexibility with multiple bottle sizes

Assembly details

- Each bottle is topped with an assembly including a cap, puck, and tubing
- Most assemblies contain two ports with C-Flex™ tubing; the 2 L size includes a third port, also with C-Flex tubing
- One line on each assembly is dedicated to venting.
- The second and third lines are for liquid transfer and include 1/8 in. plug fittings, to be used with your preferred welding or sealing equipment
- Fluid path of the finished product has been validated according to AAMI TIR33 with a 10⁻⁶ sterility assurance level (SAL)

Closure	Tubing connection	Tubing length, in. (cm)	Fluid path ID x OD, in. (mm)	Size	Cat. No.
PC Standard Single-Use Bottle Assembly Systems					
38–430 mm	Port 1: PP tube plug port Port 2: Vent filter	Port 1: 24 (60.96) Port 2: 2 (5.08)	Port 1: 1/8 x 1/4 (3.2 x 6.4) Port 2: 1/8 x 1/4 (3.2 x 6.4)	125 mL	SB00001-I
				250 mL	SB00002-I
				500 mL	SB00003-I
				1 L	SB00004-I
53 B	Port 1: PP tube plug port Port 2: Vent filter port Port 3: PP tube plug	Port 1: 12 (30.48) Port 2: 3 (7.62) Port 3: 12 (30.48)	Port 1: 1/4 x 3/8 (6.4 x 9.6) Port 2: 1/4 x 3/8 (6.4 x 9.6) Port 3: 1/4 x 3/8 (6.4 x 9.6)	2 L	SB00005-I
PETG Standard Single-Use Bottle Assembly Systems					
38–430 mm	Port 1: PP tube plug port Port 2: Vent filter	Port 1: 24 (60.96) Port 2: 2 (5.08)	Port 1: 1/8 x 1/4 (3.2 x 6.4) Port 2: 1/8 x 1/4 (3.2 x 6.4)	125 mL	SB00006-I
				250 mL	SB00007-I
				500 mL	SB00008-I
				1 L	SB00009-I
53 B	Port 1: PP tube plug port Port 2: Vent filter port Port 3: PP tube plug	Port 1: 12 (30.48) Port 2: 3 (7.62) Port 3: 12 (30.48)	Port 1: 1/4 x 3/8 (6.4 x 9.6) Port 2: 1/4 x 3/8 (6.4 x 9.6) Port 3: 1/4 x 3/8 (6.4 x 9.6)	2 L	SB00010-I

Nalgene Top Works Fluid Transfer Systems

Thermo Scientific™ Nalgene™ Top Works™ Fluid Transfer Systems are aseptic handling solutions for pharmaceutical, biotechnology, and laboratory liquid transfer applications.

Customize Nalgene bottles and carboys with closures, including platinum-cured silicone stopper inserts and tubing. Available with various ports, tubing lengths, and closure sizes.

Key features

- Closures are specifically designed to mate with most Nalgene bottles and carboys
- Autoclavable and leakproof* systems for secure, aseptic handling of valued products compared to pouring
- Includes long tubing lengths, both inside and outside the container, to support integration with most Nalgene bottles and carboys
- Ready to accept additional fluid transfer components such as aseptic connectors and air vent filters



Ordering information: One system per case.
Compliance: USP Class VI.

Nalgene Top Works Fluid Transfer Systems

Closure size, mm	Closure material	No. of ports	Port ID size, in. (mm)	No. per case	Cat. No.
38-430	PP	3	1 x 1/4 (6.35), 2 x 1/8 (3.18)	1	2135-3803
53B	PP	None (solid insert)	–	1	2135-5300
53B	PP	2	2 x 1/4 (6.35)	1	2135-5302
53B	PP	3	1 x 1/8 (3.18), 2 x 1/4 (6.35)	1	2135-5303
83B	PP	None (solid insert)	–	1	2135-8300
83B	PP	2	2 x 1/4 (6.35)	1	2135-8302
83B	PP	3	1 x 3/8 (9.52), 2 x 1/4 (6.35)	1	2135-8303
GL45	PSF	3	1 x 1/8 (3.18), 2 x 1/4 (6.35)	1	2132-1003**

* Our guarantee for a leakproof seal is subject to our standard product warranty, as set forth in the Thermo Fisher Scientific Terms and Conditions of Sale. Our products are leakproof at ambient temperature and pressure when used with their corresponding closures. However, to ensure safe usage, customers are advised to test our containers and closures under conditions of their planned applications. Please contact technicalsupport@thermofisher.com if you need additional information about our products.

** GL45 closure system for Schott™, Corning™, and Wheaton™ media bottles.

Tubing selection guide






Although it is not practical to include the complete range of commercially available tubing in the Thermo Scientific™ catalog component library, a list of sizes for the key types used in the biopharmaceutical industry are represented.



Key features in selecting tubing for inclusion in a BPC system

- **Pumping characteristics**—peristaltic pumping is the most common method so the flow rate and pump life of tubing in this system are important.
- **Clarity**—most but not all of the tubing types are clear. The ability to see tubing contents is normally important.
- **Method of connection**—most connection systems involve attaching the tubing to a hose barb in a catalog size. Tubing welders and sealers require specific types of tubing.
- **Supporting data**—regulatory compliance, non-animal origin (NAO) status, and extractables studies are often required. A database of information on all catalog tubing is available.
- **Economics**—different tubing types, bore sizes, and wall thicknesses can vary widely in cost. In general, the larger the bore size and wall thickness, the more expensive the tubing.

Tubing for BPC systems

Type	Description	When to use
C-Flex™ 	This is a common choice of tubing for use in catalog and custom BPC systems due to its overall suitability. Three formulations are included: clear, opaque, and ADCF*. Its main advantages over silicone are increased chemical resistance and thermoplastic characteristics.	General-purpose liquid handling is required. With tubing welding and sealing equipment.
Platinum-cured silicone 	Silicone-based tubing is recommended to maximize range of sizes, availability, and cost. Silicone tubing in a range of sizes from suppliers such as Cole-Parmer™, Saint-Gobain™, and Watson-Marlow™ is also available.	General-purpose liquid handling is required.
PVC 	Medical-grade PVC tubing is included in the catalog component library for historical reasons and was widely used before other alternatives like C-Flex tubing became available.	Heat/radio frequency sealing or very high clarity are required.
PharMed™ 	This tubing has a longer pump life than C-Flex or silicone tubing. Due to its cost and opacity it is normally used only in small sections of tubing intended to be loaded into a peristaltic pump. The remaining tube length on the BPC would be C-Flex or silicone tubing.	Long pump life is required.
PharmaPure™ 	This is supplied by Saint-Gobain as an alternative to PharMed™ tubing with ultra-low particulate spallation.	Long pump life is required.

* Non-Animal Origin (NAO)

The tables below are intended to outline major features, types, and sizes of tubing available. The tables below also include references to Masterflex™ tubing size numbers. Catalog BPC systems are normally supplied with C-Flex™ or platinum-cured silicone tubing because of their suitable technical and economic characteristics.

Available tubing specification details

Product description	Weld and seal capabilities	Animal-derived components	Extractable profile	Gas permeation	Autoclave tolerance	Peristaltic pump life	Binding	Clarity
C-Flex 374 NAO	Yes	No	Good	Very low	Fair	Good	Low	Clear
C-Flex clear formulation 082	Yes	No	Good	Very low	Fair	Good	Low	Clear
C-Flex opaque formulation 072	Yes	No	Good	Very low	Fair	Very good	Low	Opaque
Silicone, Tygon 3350	No	No	Excellent	Moderate	Excellent	Fair	Low	Clear
Silicone, SPT-50	No	No	Very good	Moderate	Excellent	Fair	Low	Clear
PharMed BPT	No	Yes	Good	Very low	Good	Excellent	Low	Opaque

Inner diameter x outer diameter size available	Pump size*	Default silicone	Clear C-Flex	Opaque C-Flex	NAO C-Flex	PVC	PharMed	PharmaPure
3.2 x 6.4 mm (0.13 x 0.25 in.)	16	X	X	X	X	X	X	X
3.2 x 4.8 mm (0.13 x 0.19 in.)						X		
4.8 x 7.9 mm (0.19 x 0.31 in.)	25	X	X	X	X	X	X	X
4.8 x 9.5 mm (0.19 x 0.38 in.)	15	X	X	X	X	X	X	
6.4 x 9.5 mm (0.25 x 0.38 in.)	17	X	X		X	X	X	X
6.4 x 11.1 mm (0.25 x 0.44 in.)	24	X	X	X	X	X	X	
6.4 x 12.7 mm (0.25 x 0.5 in.)	26	X	X	X	X	X	X	X
7.9 x 11.1 mm (0.31 x 0.44 in.)	18	X	X	X	X	X	X	X
7.9 x 12.7 mm (0.31 x 0.5 in.)		X						X
9.5 x 12.7 mm (0.38 x 0.5 in.)		X	X	X	X	X		X
9.5 x 15.9 mm (0.38 x 0.63 in.)	73	X	X	X	X	X	X	X
9.5 x 14.3 mm (0.38 x 0.56 in.)		X						
12.7 x 15.9 mm (0.5 x 0.63 in.)				X		X		
12.7 x 19 mm (0.5 x 0.75 in.)	82	X	X		X	X	X	X
12.7 x 17.5 mm (0.5 x 0.69 in.)	19	X	X	X	X	X		X
12.7 x 22.2 mm (0.5 x 0.88 in.)		X						
15.9 x 22.2 mm (0.63 x 0.88 in.)			X		X	X		X
19 x 25.4 mm (0.75 x 1 in.)	90	X	X		X	X	X	X
19 x 28.6 mm (0.75 x 1.13 in.)		X	X		X			
19 x 31.8 mm (0.75 x 1.25 in.)			X	X	X			
22.2 x 28.6 mm (0.88 x 1.13 in.)		X	X		X			
22.2 x 31.8 mm (0.88 x 1.25 in.)		X						
25.4 x 31.8 mm (1 x 1.25 in.)		X	X		X	X		
25.4 x 34.9 mm (1 x 1.38 in.)	92	X					X	

* Pump sizes listed are for Masterflex™ tubing pump systems. Internal and outer dimensions may vary from Masterflex brand tubing. Users should test product to determine suitability for specific use.

Nalgene Pharma-Grade Platinum-Cured Silicone Tubing

Thermo Scientific™ Nalgene™ Pharma-Grade Platinum-Cured Silicone Tubing is flexible, durable, and translucent. This high-purity tubing is designed for a variety of pumps and transfer applications, including pharmaceutical, laboratory, and bioprocess manufacturing.

Key features

- Tasteless, odorless, noncytotoxic and nonhemolytic
- Contains no phthalate plasticizers or peroxides that can leach out into transported fluid
- Low-binding surface minimizes absorption of proteins and food products
- Autoclavable; also can be sterilized by gamma radiation, EtO, and chemical procedures
- Durometer hardness: Shore A, 50

Ordering information: Double bagged in case of 50 ft (15.2 m).



Compliance: Meets USP <87> Cytotoxicity (Agar Diffusion and MEM Elution methods), USP <88> Class VI, USP <661> Physicochemical Tests, ISO10993-3 Bacterial Mutagenicity—Ames Assay, ISO10993-4 Hemolysis Direct Contact, EP 3.1.9 Silicone Elastomer for Closures and Tubing, and FDA CFR 177.2600 Rubber Articles Intended for Repeated Use.

Note: Not intended for invasive use.

Nalgene Pharma-Grade Platinum-Cured Silicone Tubing

ID x OD x wall, in. (mm)	Critical dimensions, in.				Concentricity TIR max, in.	Working PSI	Tubing length, ft (m)	Cat. No.
	ID	Tolerance	Wall	Tolerance				
1/16 x 1/8 x 1/32 (1.59 x 3.18 x 0.79)	0.062	±0.005	0.032	±0.002	0.002	18	50 (15.2)	8600-0020
1/8 x 1/4 x 1/16 (3.18 x 6.35 x 1.59)	0.125	±0.005	0.063	±0.005	0.005	18	50 (15.2)	8600-0030
3/16 x 5/16 x 1/16 (4.76 x 7.94 x 1.59)	0.188	±0.005	0.063	±0.005	0.005	14	50 (15.2)	8600-0040
3/16 x 3/8 x 3/32 (4.76 x 9.53 x 2.38)	0.188	±0.005	0.094	±0.003	0.003	18	50 (15.2)	8600-0050
1/4 x 3/8 x 1/16 (6.35 x 9.53 x 1.59)	0.250	±0.010	0.063	±0.003	0.003	12	50 (15.2)	8600-0060
1/4 x 7/16 x 3/32 (6.35 x 11.11 x 2.38)	0.250	±0.010	0.094	±0.003	0.003	15	50 (15.2)	8600-0070
1/4 x 1/2 x 1/8 (6.35 x 12.7 x 3.18)	0.250	±0.010	0.125	±0.005	0.005	18	50 (15.2)	8600-0080
5/16 x 1/2 x 3/32 (7.94 x 12.7 x 2.38)	0.312	±0.010	0.094	±0.003	0.003	13	50 (15.2)	8600-0100
3/8 x 1/2 x 1/16 (9.53 x 12.7 x 1.59)	0.375	±0.015	0.063	±0.002	0.002	9	50 (15.2)	8600-0120
3/8 x 9/16 x 3/32 (9.53 x 14.29 x 2.38)	0.375	±0.015	0.094	±0.003	0.003	12	50 (15.2)	8600-0130
3/8 x 5/8 x 1/8 (9.53 x 15.88 x 3.18)	0.375	±0.015	0.125	±0.005	0.005	14	50 (15.2)	8600-0140
1/2 x 11/16 x 3/32 (12.7 x 17.46 x 2.38)	0.500	±0.015	0.094	±0.005	0.005	10	50 (15.2)	8600-0190
1/2 x 3/4 x 1/8 (12.7 x 19.05 x 3.18)	0.500	±0.015	0.125	±0.005	0.005	12	50 (15.2)	8600-0200
5/8 x 7/8 x 1/8 (15.88 x 22.23 x 3.18)	0.625	±0.015	0.125	±0.005	0.005	10	50 (15.2)	8600-0260
3/4 x 1 x 1/8 (19.05 x 25.4 x 3.18)	0.750	±0.020	0.125	±0.005	0.005	10	50 (15.2)	8600-0310

Nalgene Pharma-Grade Platinum-Cured Silicone Tubing for Peristaltic Pumps

Thermo Scientific™ Nalgene™ Pharma-Grade Platinum-Cured Silicone Tubing for Peristaltic Pumps is flexible, durable, and translucent. This high-purity tubing is designed for a variety of pumps and transfer applications, including pharmaceutical, laboratory, and bioprocess manufacturing.

Key features

- Tasteless, odorless, noncytotoxic and nonhemolytic
- Contains no phthalate plasticizers or peroxides that can leach out into transported fluid
- Low-binding surface minimizes absorption of proteins and food products
- Autoclavable; also can be sterilized by gamma radiation, EtO, and chemical procedures
- Durometer hardness: Shore A, 50

Ordering information: Double bagged in case of 25 ft (7.6 m).



Compliance: Meets USP <87> Cytotoxicity (Agar Diffusion and MEM Elution methods), USP <88> Class VI, USP <661> Physicochemical Tests, ISO10993-3 Bacterial Mutagenicity—Ames Assay, ISO10993-4 Hemolysis Direct Contact, EP 3.1.9 Silicone Elastomer for Closures and Tubing, and FDA CFR 177.2600 Rubber Articles Intended for Repeated Use.

Nalgene Pharma-Grade Platinum-Cured Silicone Tubing for Peristaltic Pumps

Description	ID x OD x wall, in. (mm)	Critical dimensions, in.				Concentricity TIR max, in.	Working PSI	Tubing length, ft (m)	Cat. No.
		ID	Tolerance	Wall	Tolerance				
Silicone pump tubing; pump size #15	1/16 x 1/8 x 1/32 (1.59 x 3.18 x 0.79)	0.188	±0.008	0.100	±0.005	0.005	11	25 (7.6)	8600-3015
Silicone pump tubing; pump size #17	3/16 x 5/16 x 1/16 (4.76 x 7.94 x 1.59)	0.250	±0.005	0.063	±0.005	0.005	7	25 (7.6)	8600-3017
Silicone pump tubing; pump size #18	3/16 x 3/8 x 3/32 (4.76 x 9.53 x 2.38)	0.313	±0.005	0.063	±0.005	0.005	6	25 (7.6)	8600-3018
Silicone pump tubing; pump size #24	1/4 x 3/8 x 1/16 (6.35 x 9.53 x 1.59)	0.250	±0.005	0.100	±0.005	0.005	9	25 (7.6)	8600-3024
Silicone pump tubing; pump size #25	1/4 x 7/16 x 3/32 (6.35 x 11.11 x 2.38)	0.188	±0.005	0.063	±0.003	0.003	9	25 (7.6)	8600-3025
Silicone pump tubing; pump size #73	1/4 x 1/2 x 1/8 (6.35 x 12.7 x 3.18)	0.375	±0.015	0.135	±0.010	0.010	8	25 (7.6)	8600-3173
Silicone pump tubing; pump size #82	5/16 x 1/2 x 3/32 (7.94 x 12.7 x 2.38)	0.500	±0.015	0.135	±0.010	0.010	8	25 (7.6)	8600-3182

Note: Not intended for invasive use.

Nalgene Braided Platinum-Cured Silicone Tubing

Thermo Scientific™ Nalgene™ Braided Platinum-Cured Silicone Tubing is durable, high-purity tubing designed for a variety of pump and transfer applications including pharmaceutical, laboratory, bioprocess manufacturing, and food and beverage applications.

Manufactured with interwoven polyester braid for added safety, pressure, and kink resistance.

Key features

- Contains no phthalate plasticizers or peroxides that can leach out into transported fluid
- Low-binding surface minimizes absorption of proteins and food products
- Tasteless, odorless, noncytotoxic, nonpyrogenic, and nonhemolytic
- Autoclavable; also can be sterilized by gamma radiation, EtO, and chemical procedures
- Durometer hardness: Shore A, 65



Ordering information: Double bagged in 25 ft (7.6 m) cases.

Compliance: Meets FDA, USDA, and US Pharmacopeia Class VI, 24th Edition requirements for plastic materials, and 3A sanitary standards.

Nalgene Braided Platinum-Cured Silicone Tubing

ID x OD x wall, in. (mm)	Max pressure, psig		Length per case, ft (m)	Cat. No.
	at 73°F (23°C)	at 320°F (160°C)		
1/4 x 9/16 x 5/32 (6.35 x 14.29 x 3.97)	156	78	25 (7.6)	8061-3070
3/8 x 21/32 x 5/32 (9.52 x 16.67 x 3.97)	136	68	25 (7.6)	8061-3130
1/2 x 13/16 x 5/32 (12.7 x 20.64 x 3.97)	126	63	25 (7.6)	8061-3190

Nalgene 50 Platinum-Cured Silicone Tubing

Minimize absorption of proteins and food products. Flexible and durable, Thermo Scientific™ Nalgene™ 50 Platinum-Cured Silicone Tubing features a low-binding surface, making it ideal for a variety of pump and transfer applications in pharmaceutical, laboratory, bioprocess manufacturing, and food and beverage industries.

Key features

- High-purity, translucent tubing contains no phthalate plasticizers or peroxides to leach out into transported fluid
- Tasteless, odorless, noncytotoxic, nonpyrogenic, and nonhemolytic
- Autoclavable; also can be sterilized by gamma radiation, EtO, and chemical procedures
- Durometer hardness: Shore A, 50

Note: Not intended for invasive use.



Ordering information: Double bagged in case of 50 ft (15.2 m).

Compliance: Meets FDA, USDA, and US Pharmacopeia Class VI, 24th Edition requirements for plastic materials, and 3A sanitary standards.

Nalgene 50 Platinum-Cured Silicone Tubing

ID x OD x wall, in. (mm)	Critical dimensions, in.				Concentricity TIR max, in.	Working PSI	Tubing length, ft (m)	Cat. No.
	ID	Tolerance	Wall	Tolerance				
1/16 x 1/8 x 1/32 (1.59 x 3.18 x 0.79)	0.062	±0.005	0.062	±0.005	0.002	18	50 (15.2)	8060-0020
1/8 x 1/4 x 1/16 (3.18 x 6.35 x 1.59)	0.125	±0.005	0.125	±0.005	0.005	18	50 (15.2)	8060-0030
3/16 x 5/16 x 1/16 (4.76 x 7.94 x 1.59)	0.188	±0.005	0.188	±0.005	0.005	14	50 (15.2)	8060-0040
3/16 x 3/8 x 3/32 (4.76 x 9.53 x 2.38)	0.188	±0.005	0.188	±0.005	0.003	18	50 (15.2)	8060-0050
1/4 x 3/8 x 1/16 (6.35 x 9.53 x 1.59)	0.250	±0.010	0.250	±0.010	0.003	15	50 (15.2)	8060-0060
1/4 x 7/16 x 3/32 (6.35 x 11.11 x 2.38)	0.250	±0.010	0.250	±0.010	0.003	15	50 (15.2)	8060-0070
1/4 x 1/2 x 1/8 (6.35 x 12.7 x 3.18)	0.250	±0.010	0.250	±0.010	0.005	18	50 (15.2)	8060-0080
5/16 x 1/2 x 3/32 (7.94 x 12.7 x 2.38)	0.312	±0.010	0.312	±0.010	0.003	13	50 (15.2)	8060-0100
3/8 x 1/2 x 1/16 (9.53 x 12.7 x 1.59)	0.375	±0.015	0.375	±0.015	0.002	9	50 (15.2)	8060-0120
3/8 x 9/16 x 3/32 (9.53 x 14.29 x 2.38)	0.375	±0.015	0.375	±0.015	0.003	12	50 (15.2)	8060-0130
3/8 x 5/8 x 1/8 (9.53 x 15.88 x 3.18)	0.375	±0.015	0.125	±0.005	0.005	14	50 (15.2)	8060-0140
1/2 x 11/16 x 3/32 (12.7 x 17.46 x 2.38)	0.500	±0.015	0.500	±0.015	0.005	10	50 (15.2)	8060-0190
1/2 x 3/4 x 1/8 (12.7 x 19.05 x 3.18)	0.500	±0.015	0.500	±0.015	0.005	12	50 (15.2)	8060-0200
5/8 x 7/8 x 1/8 (15.88 x 22.23 x 3.18)	0.625	±0.015	0.625	±0.015	0.005	10	50 (15.2)	8060-0260
3/4 x 1 x 1/8 (19.05 x 25.4 x 3.18)	0.750	±0.020	0.750	±0.020	0.005	10	50 (15.2)	8060-0310
3/8 x 5/8 x 1/8 (9.53 x 15.88 x 3.18)	0.375	±0.015	0.125	±0.005	0.005	14	50 (15.2)	8060-0140

Nalgene 50 Platinum-Cured Silicone Tubing for Peristaltic Pumps

Minimize absorption of proteins and food products with Thermo Scientific™ Nalgene™ 50 Platinum-Cured Silicone Tubing for Peristaltic Pumps. This flexible and durable tubing features a low-binding surface, making it ideal for a variety of pump and transfer applications in pharmaceutical, laboratory, bioprocess manufacturing, and food and beverage industries.

Key features

- Tasteless, odorless, noncytotoxic, nonpyrogenic, and nonhemolytic
- Contains no phthalate plasticizers or peroxides that can leach out into transported fluid
- Low-binding surface minimizes absorption of proteins and food products
- Autoclavable; also can be sterilized by gamma radiation, EtO, and chemical procedures
- Durometer hardness: Shore A, 50

Ordering information: Double bagged in case of 25 ft (7.6 m).



Compliance: Meets FDA, USDA, and US Pharmacopeia Class VI, 24th Edition requirements for plastic materials, and 3A sanitary standards.

Nalgene 50 Platinum-Cured Silicone Tubing for Peristaltic Pumps

Description	Critical dimensions, in.				Concentricity TIR max, in.	Working PSI	Tubing length, ft (m)	Cat. No.
	ID	Tolerance	Wall	Tolerance				
Silicone pump tubing; pump size #15	0.188	±0.008	0.100	±0.005	0.005	11	25 (7.6)	8060-3015
Silicone pump tubing; pump size #16	0.125	±0.008	0.063	±0.005	0.005	11	25 (7.6)	8060-3016
Silicone pump tubing; pump size #17	0.250	±0.005	0.063	±0.005	0.005	7	25 (7.6)	8060-3017
Silicone pump tubing; pump size #18	0.313	±0.005	0.063	±0.005	0.005	6	25 (7.6)	8060-3018
Silicone pump tubing; pump size #24	0.250	±0.005	0.100	±0.005	0.005	9	25 (7.6)	8060-3024
Silicone pump tubing; pump size #25	0.188	±0.005	0.063	±0.003	0.003	9	25 (7.6)	8060-3025
Silicone pump tubing; pump size #73	0.375	±0.015	0.135	±0.010	0.010	8	25 (7.6)	8060-3173
Silicone pump tubing; pump size #82	0.500	±0.015	0.135	±0.010	0.010	7	25 (7.6)	8060-3182

Nalgene Quick-Filling/Venting Closures

Thermo Scientific™ Nalgene™ Quick-Filling/Venting Closures feature quick-disconnect fittings with tubulation for attachment to the tubing of choice.

Customizable, ported 83B closure features panel-mounted, quick-disconnect fittings and inside/outside barbed fittings. Designed as a ready-made alternative to cumbersome in-house filling and dispensing procedures.

Key features

- Available in 2- or 3-port styles for 6.35 mm or 9.53 mm (1/4 or 3/8 in.) tubing, offering an ideal platform for customization of your Nalgene bottle or carboy
- Container integrity is assured with internal valve-style quick-disconnect fittings
- Ideal for use in vacuum systems with Thermo Scientific™ Nalgene™ Heavy-Duty Vacuum Carboys and Bottles (Cat. No. 2226 and 2126)
- Use with Thermo Scientific™ Nalgene™ 180 heavy-wall tubing (Cat. No. 8000-0145 or 8000-0065)
- Alternative and replacement fittings are available for further customization options (Cat. No. 2159)

Disclaimer: Use with heavy-wall or vacuum tubing. Not recommended for vacuum use with lighter-weight containers. EPDM gaskets will not hold vacuum after multiple autoclavings.



Nalgene Quick-Filling/Venting Closures

Hose barb ID, in. (mm)	No. of ports	No. per case	Cat. No.
1/4 (6.35)	2	1	2158-0021
3/8 (9.53)	2	1	2158-0022
1/4 (6.35)	3	1	2158-0031
3/8 (9.53)	3	1	2158-0032

Nalgene PP Replacement Coupling Inserts for Quick-Filling/Venting Closure

Thermo Scientific™ Nalgene™ PP Replacement Coupling Inserts support one-handed connection and disconnection when applied to mating coupling bodies.

These male, barbed quick-disconnect replacement coupling inserts are for use with Nalgene Quick-Filling/Venting Closures.

Key features

- For use with Nalgene Quick-Filling/Venting Closures (Cat. No. 2158)
- Promotes fewer leak points and faster installations

Note: 1/4 and 3/8 in. coupling inserts are not interchangeable.



Nalgene PP Replacement Coupling Inserts for Quick-Filling/Venting Closures

Tubing ID, in. (mm)	No. per case	Cat. No.
Straight		
1/4 (6.35)	6	2159-0001
3/8 (9.53)	6	2159-0002
Elbow		
1/4 (6.35)	6	2159-0011
3/8 (9.53)	6	2159-0012

Nalgene Filling/Venting PP Closures


Thermo Scientific™ Nalgene™ Filling/Venting Closures are aseptic handling solutions for pharmaceutical, biotechnology, and laboratory liquid transfer applications.

Available for use with Nalgene bottles and carboys with either 53B or 83B closures, including premounted lengths of platinum-cured silicone tubing for easy customization of bottles and carboys.

Key features

- White polypropylene closure with thermoplastic elastomer gasket, thermoplastic elastomer port caps, and platinum-cured silicone tubing
- Ready to accept additional fluid transfer components such as aseptic connectors and air vent filters
- Closures are specifically designed to mate with most Nalgene bottles and carboys
- Leakproof systems for secure, aseptic handling of valued products compared to pouring
- Autoclavable

Includes: Nalgene platinum-cured silicone tubing and thermoplastic elastomer port caps.



Nalgene Filling/Venting PP Closures

Tubing ID, in. (mm)	Closure size, mm	No. per case	Cat. No.
1/4 (6.35)	53	6	2162-0531
1/4 (6.35)	83	6	2162-0831
1/2 (12.7)	83	6	2162-0830

Nalgene Barbed Bulkhead PP Fittings

Thermo Scientific™ Nalgene™ Barbed Bulkhead PP Fittings promote the customization of most Nalgene bottle and carboy closures for aseptic transfer of liquids.

Key features

- Polypropylene fittings, acetal nuts, silicone gaskets, thermoplastic elastomer port caps
- 53B closures will accept two 1/4-inch fittings
- Fittings are barbed at both ends to accept tubing inside and outside the container
- Autoclavable



Includes: Instructions, drilling template, and a set of two panel-mount barbed fittings, acetal nuts, and silicone gaskets.

Nalgene Barbed Bulkhead PP Fittings

Tube ID, in. (mm)	Closure size, mm	No. per case	Cat. No.
1/2 (13)	2	24	6149-0001
1/4 (6.35)	2	24	6149-0002

Nalgene HDPE Vacuum Check Valve and Positive Connector

Thermo Scientific™ Nalgene™ HDPE Vacuum Check Valves prevent back pressure with aspirator-type vacuum pumps.

Works best between 10 in.-Hg and 28 in.-Hg. Designed for use with 1/4. in to 5/16 in. (6.35 mm to 7.94 mm)

Key features

- 2-piece design, easy to disassemble for cleaning
- Includes silicone diaphragm for prevention of back pressure

Note: Not for use with liquids.



Nalgene HDPE Vacuum Check Valve and Positive Connector

Description	No. per pack	No. per case	Cat. No.
Vacuum check valve for 1/4 in. to 5/16 in. (6.4 mm to 7.9 mm) ID tubing	6	72	6120-0010

Nalgene T- and Y-Type Tubing Connectors

Thermo Scientific™ Nalgene™ T-Type and Y-Type Tubing Connectors are molded of polypropylene resin and free of animal-derived components. Non-tapered hose barbs maximize liquid flow.

Key features

- Double bagged to maintain cleanliness
- Autoclavable



Nalgene Tubing Connectors

Fits tubing ID, in. (mm)	No. per pack	No. per case	T-Type Cat. No.	Y-Type Cat. No.
1/8 (3.18)	12	72	6151-0125	6152-0125
3/16 (4.76)	12	72	6151-0187	6152-0187
1/4 (6.35)	12	72	6151-0250	6152-0250
5/16 (7.94)	12	72	6151-0312	6152-0312
3/8 (9.53)	12	48	6151-0375	6152-0375
1/2 (12.7)	12	48	6151-0500	6152-0500

Nalgene PP Pinch Clamp

Thermo Scientific™ Nalgene™ PP Pinch Clamp allows precise, one-handed regulation of fluid flow.

The molded one-piece design is ideal for use with Nalgene tubing.

Key features

- Polypropylene construction will not corrode or deform like metal clamps
- Pinch clamp for 1/4 in. to 7/16 in. (6.35 mm to 11.11 mm) OD tubing
- One-piece design contains no sharp edges
- Autoclavable



Nalgene PP Pinch Clamp

Material	Fits tubing ID, in. (mm)	No. per pack	No. per case	Cat. No.
Polypropylene	1/4 to 7/16 (6.35 to 11.11)	12	72	6165-0002

Nalgene One-Way PP Stopcocks

Thermo Scientific™ Nalgene™ One-Way PP Stopcocks promote accurate liquid flow control in liquid-handling systems.

Ideal for use in developing in-house fluid transfer systems.

Key features

- Polypropylene stopcock with TFE plug
- Accepts 1/4 in. to 7/16 in. (6.35 mm to 11.11 mm) ID tubing
- One-way fluid path for accurate filling or dispensing
- Autoclavable



Nalgene One-Way PP Stopcocks

Plug bore, mm	Fits tubing ID, in. (mm)	No. per pack	No. per case	Cat. No.
2	1/4 to 5/16 (6.35 to 7.94)	1	6	6460-0002
4	1/4 to 5/16 (6.35 to 7.94)	1	6	6460-0004

Nalgene Three-Way PP Stopcocks

Thermo Scientific™ Nalgene™ Three-Way Stopcocks feature three tabulated ports arranged in a T shape.

Ideal for use in developing in-house fluid transfer systems.

Key features

- Polypropylene stopcock with TFE plug
- Accepts 1/4 in. to 7/16 in. (6.35 mm to 11.11 mm) ID tubing
- Use with any combination of two ports or all three ports
- Autoclavable



Nalgene Three-Way PP Stopcocks

Plug bore, mm	Fits tubing ID, in. (mm)	No. per pack	No. per case	Cat. No.
2	1/4 to 5/16 (6.35 to 7.94)	1	4	6470-0002
4	1/4 to 5/16 (6.35 to 7.94)	1	4	6470-0004

Nalgene Quick HDPE Disconnects

Thermo Scientific™ Nalgene™ Quick HDPE Disconnects provide a solution for rapid, smooth connections between two fluid paths. Tubulations slide together snugly with a twist providing a fast, smooth connection.

Key features

- Two tapered tubulations that fit tightly together with male/female connection, allowing for rapid joining or separation of fluid paths
- Available in sizes ranging from 1/4 in. to 5/16 in. (6.35 mm to 7.94 mm) and 3/8 in. to 7/16 in. (9.53 mm to 11.11 mm) to accommodate many types of fluid transfer needs



Nalgene Quick HDPE Disconnects

Fits tubing ID, in. (mm)	No. per pack	No. per case	Cat. No.
1/4 to 5/16 (6.35 to 7.94)	12	72	6150-0010
3/8 to 7/16 (9.53 to 11.11)	12	72	6150-0020

Nalgene Valved Quick PP Disconnects

Thermo Scientific™ Nalgene™ Valved Quick PP Disconnects are ideal for use in developing in-house fluid transfer systems. The couplings feature tubulation for attachment of tubing and an internal valve that seals when the fittings are removed, maintaining the integrity of your transfer liquids.

Key features

- Chemically resistant polypropylene and EPDM O-ring can be gamma irradiated
- PP acetal sleeve with stainless steel spring and EPR seal
- Leakproof termination of fluid paths when uncoupled
- Design promotes one-handed operation



Nalgene Valved Quick PP Disconnects

Fits tubing ID, in. (mm)	No. per pack	No. per case	Cat. No.
1/4 (6.35)	2	12	6177-0250
3/8 (9.53)	2	12	6177-0375

Nalgene 3/4 in. Mini Hose PP Barb Connectors

Thermo Scientific™ Nalgene™ 3/4 in. Mini Hose PP Barb Connectors allow easy connections of 3/4 in. sanitary fittings to flexible tubing.

Ideal for use in developing in-house fluid transfer systems requiring sanitary-style connections.

Key features

- May be used in combination with 3/4 in. Nalgene Silicone Sanitary Gaskets and true-union clamps
- Autoclavable



Nalgene 3/4 in. Mini Hose PP Barb Connectors

Fits tubing ID, in. (mm)	No. per pack	No. per case	Cat. No.
1/2 (12.7)	1	2	7210-0500

Nalgene 1 in. Sanitary PP Hose Barb Connector

The Thermo Scientific™ Nalgene™ 1 in. Sanitary PP Hose Barb Connector supports connections between 1 in. sanitary fittings to flexible tubing.

Ideal for use in developing in-house fluid transfer systems requiring sanitary-style connections.

Key features

- May be used in combination with 1 in. Nalgene Silicone Sanitary Gaskets and true-union clamps
- Autoclavable

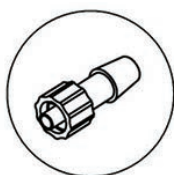


Nalgene 1 in. Sanitary PP Hose Barb Connector

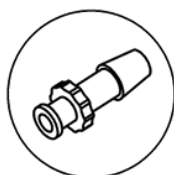
Fits tubing ID, in. (mm)	No. per pack	No. per case	Cat. No.
1/2 (12.7)	1	2	7211-0500

Connection system selection guide

Luer connectors



Luer lock insert connection

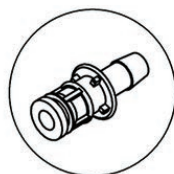


Luer lock body connection

- **Method of connection**—push insert and body connectors together and twist to secure.
- **Options**—luer connectors are available in different materials and barb sizes
- **Advantages**—simple to use
- **Limitations**—limited to 6.4 mm (0.25 in.) barb sizes
- **Use when**—small-volume aseptic connections are required; can be made in a ISO 5 clean area

Type	Material	Hose barb size available
Luer lock	Kynar	3.18 mm (0.13 in.), 6.35 mm (0.25 in.)
Luer lock	Polypropylene	3.18 mm (0.13 in.), 6.35 mm (0.25 in.)

CPC quick connects



Male (insert)

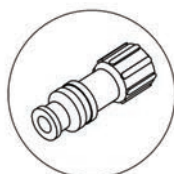


Female (body)

- **Method of connection**—push male (insert) and female (body) connectors together until they click
- **Options**—available in different materials and sizes; includes HFC series with integral shutoff valve
- **Advantages**—quick, easy, and secure to use
- **Limitations**—ISO 5 clean area or better required for an aseptic connection
- **Use when**—secure aseptic connections are required; can be made in an ISO 5 clean area

Type	Material	Hose barb size available
MPC series	Polycarbonate	9.53 mm (0.38 in.), 12.67 mm (0.5 in.)
MPX series	Polysulfone	12.7 mm (0.5 in.)
MPU series	Polysulfone	19 mm (0.75 in.)
HFC39	Polysulfone	6.35 mm (0.25 in.), 9.52 mm (0.38 in.)

Sample ports

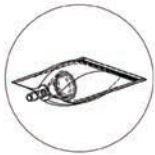


SmartSite connection

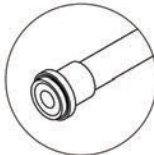
- **Method of connection**—inset syringe into port to remove sample
- **Options**—similar devices are available: SmartSite™ and Clave™ connectors
- **Advantages**—no needle required
- **Limitations**—flow rate
- **Use when**—samples of 50 mL or less are required

Type	Material	Hose barb size available
SmartSite	Acrylic/polyurethane/silicone	NA
Clave	NA	NA

Tri-clamps



SterilEnz fitting



Mini tri-clamp

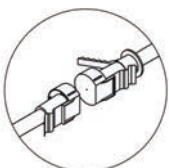


Tri-clamp

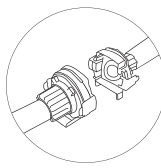
- **Method of connection**—place flanges together with gasket between them; secure using a clamp
- **Options**—available in 12.7 mm (1.5 in.) and 19 mm (0.75 in.) (Also known as mini tri-clamps) tri-clamp (TC) flange sizes in a range of different materials. SterilEnz™ fittings have the advantage that the tri-clamp connection is protected by an integral bag
- **Advantages**—largest barb size of all available connectors on BPCs; very secure connection
- **Limitations**—not suitable for making aseptic connections
- **Use when**—BPC has to be connected to a vessel/equipment with a tri-clamp port and sterility is not required; normally used in downstream applications

Type	Material	Hose barb size available
SterilEnz mini TC	Polyethylene	12.7 mm (0.5 in.)
SterilEnz TC	Polyethylene	12.7 mm (0.5 in.), 19 mm (0.75 in.)
Mini TC	Polypropylene	3.18 mm (0.13 in.), 6.35 mm (0.25 in.), 9.52 mm (0.38 in.), 12.7 mm (0.5 in.)
Mini TC	Kynar	3.18 mm (0.13 in.), 6.35 mm (0.25 in.), 9.52 mm (0.38 in.), 12.7 mm (0.5 in.)
TC	Polypropylene	3.18 mm (0.13 in.), 6.35 mm (0.25 in.), 9.52 mm (0.38 in.), 12.7 mm (0.5 in.), 25.4 mm (1 in.)
TC	Kynar	3.18 mm (0.13 in.), 6.35 mm (0.25 in.), 9.52 mm (0.38 in.), 12.7 mm (0.5 in.), 25.4 mm (1 in.)

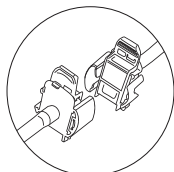
Aseptic connection devices (ACD)



Pall Kleenpak connection



CPC AseptiQuik connection (X)

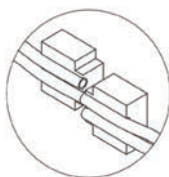


CPC AseptiQuik connection (S)


- **Method of connection**—similar to tri-clamp; connection faces vary by model
- **Options**—Pall™ Kleenpak™, GE™ ReadyMate™ Disposable Aseptic Connector (DAC) and Colder Products Company™, AseptiQuik™ connectors
- **Advantages**—allow aseptic connections to be made anywhere without dependence on an instrument
- **Limitations**—not the most economical option
- **Use when**—aseptic connections are required and an ISO 5 clean area is not available

Type	Material	Hose barb size available
Pall Kleenpak	Polycarbonate	6.35 mm (0.25 in.), 9.52 mm (0.38 in.), 12.7 mm (0.5 in.)
ReadyMate DAC	Polycarbonate/ Silicone	6.35 mm (0.25 in.), 9.52 mm (0.38 in.), 12.7 mm (0.5 in.), 19 mm (0.75 in.)
CPC AseptiQuik	Polycarbonate/ Silicone	3.18 mm (0.13 in.), 6.35 mm (0.25 in.), 12.7 mm (0.5 in.), 9.5 mm (0.38 in.), 19 mm (0.75 in.)

Tubing welder



Tubing in
welder jaws

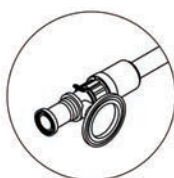


End plug

- **Method of connection**—automatic instrument cuts and joins two tubes aseptically
- **Options**—requires either C-Flex or PharMed™ tubing attached to the BPC. Since a terminal connector is not required the normal end treatment is an end plug
- **Advantages**—flexibility
- **Limitations**—requires an instrument to make the connection
- **Use when**—aseptic connections are required and an ISO 5 clean area is not available

Type	Material	Hose barb size available
End plug	Polypropylene	3.18 mm (0.13 in.), 6.35 mm (0.25 in.), 9.52 mm (0.38 in.), 12.7 mm (0.5 in.), 19 mm (0.75 in.)
End plug	Kynar	3.18 mm (0.13 in.), 6.35 mm (0.25 in.), 9.52 mm (0.38 in.), 12.7 mm (0.5 in.)

Steam in place



CPC Steam-Thru
connection

- **Method of connection**—same as tri-clamps where the mating flange will be part of the steam-in-place supply assembly
- **Options**—see the Steam in place connectors data sheet for available options
- **Advantages**—validated aseptic connection is possible
- **Limitations**—flow rate
- **Use when**— an aseptic connection of a BPC to a stainless steel vessel with a tri-clamp port is required

Type	Material	Hose barb size available
Unitized mini TC	Silicone	9.52 mm (0.38 in.), 12.7 mm (0.5 in.)
Unitized TC	Silicone	9.52 mm (0.38 in.), 12.7 mm (0.5 in.), 19 mm (0.75 in.)
CPC™ Steam-Thru (TC and mini TC)	Polysulfone	9.52 mm (0.38 in.), 12.7 mm (0.5 in.)
CPC Steam-Thru II	Polysulfone	9.52 mm (0.38 in.), 12.7 mm (0.5 in.)
Millipore Lynx ST connectors (TC and mini TC)	Polyetherimide/ silicone	6.35 mm (0.25 in.), 12.7 mm (0.5 in.)

Filter selection guide

Filtration is an important step in bioprocessing, and a variety of filters are available through the Thermo Scientific catalog component library to meet your needs. Our open architecture approach enables us to provide customers a broad choice of both filters and manufacturers, including opportunities for dual sourcing.

Some major characteristics relevant to filter selection:

- **Membrane material**—the major types of filter material used in bioprocessing today are polyethersulfone (PES) and polyvinylidene fluoride (PVDF)
- **Membrane size**—required filter pore size will be influenced by the size of the materials being filtered, as well as the level of filtration the process necessitates
- **Affinity to water**—the presence of aqueous solution impacts the type of filter that may be most advantageous to your process
- **Application**—sequence within your process where filtration takes place and the type of material being filtered have implications for filter selection



A sample of the filters available through our comprehensive catalog component library include:

Supplier	Type	Material	Final filter pore sizes (µm)
Domnick Hunter	PROPOR™ SG, DEMICAP capsule	PES	0.1, 0.2
	PROPOR™ SG, MURUS capsule	PES	0.1, 0.2
Meissner	SteriLUX™, UltraCap™ capsule	PVDF	0.1, 0.2
	SteriLUX™, capsule	PVDF	0.2
	STyLUX™, UltraCap capsule	PES	0.1, 0.2
	STyLUX, capsule	PES	0.1, 0.2
Pall	Fluorodyne™ II DJL, Kleenpak capsule	PVDF	0.1
	Fluorodyne™ II DFL, Kleenpak capsule	PVDF	0.2
	Supor EKV, Kleenpak capsule	PES	0.2
Millipore	Millipak™ filter unit	PVDF	0.1, 0.2
	Opticap™ XL capsule	PVDF	0.1, 0.2
	Opticap XL capsule	PES	0.1, 0.2
Sartorius	Sartopore™ 2 capsule	PES	0.1, 0.2

A variety of factors unique to your process may influence your choice of filter, in addition to those considerations listed. Contact your Thermo Fisher Scientific BioProduction sales representative to address any questions or for assistance with identifying the best filter for your process needs.

Rigid containment solutions

Designed specifically for the storage and transport of active pharmaceutical ingredients and bulk intermediates, Thermo Scientific™ Nalgene™ production bottles and carboys offer leakproof* storage for sensitive liquids, buffers, media, and more. They are available in PC, PETG, PP, LDPE, HDPE, FEP, PFA, and in volumes ranging from 5 mL to 50 L. Extensive regulatory documentation assures that the products meet your demanding biotechnology requirements and reduces the time and cost to implement them in your process.

Clean containers that meet the demands of your workflow and the regulatory bodies that govern it

Making sure the equipment and materials used in critical environments meet the demanding standards of cleanliness can be a challenging process. Reduce the risk of failing to meet USP <788> requirements by using the cleanest validated containers on the market.

Find out more at

[thermofisher.com/rigidcontainment](https://www.thermofisher.com/rigidcontainment)

Packaging in the right configuration

The Thermo Scientific™ Nalgene™ multi-tiered portfolio provides bioproduction facilities with a variety of high-quality, sterile storage and transport solutions. This enables you to choose the appropriate product necessary to suit your application—through the step-down process and into your clean room.

Key features

- Multiple tiers
 - Platinum Certified Clean containers are certified to contain less than 1/3 of the allowable particulate limits specified in USP <788> (available in PETG, PC, and HDPE)
 - Certified clean containers meet USP <788> low particulate requirements (Available in PETG and PC)
- Ready-to-use products with dual sterile barriers
 - Triple layer packaging (2 heat-sealed bags + 1 carton liner) and double-called cartons
- Produced in clean room (ISO class 7)
- Certified leakproof* to protect valuable contents



* Our guarantee for a leakproof seal is subject to our standard product warranty, as set forth in the Thermo Fisher Scientific Terms and Conditions of Sale. Our products are leakproof at ambient temperature and pressure when used with their corresponding closures. However, to ensure safe usage, customers are advised to test our containers and closures under conditions of their planned applications. Please contact technicalsupport@thermofisher.com if you need additional information about our products.

Nalgene PETG Square Media Bottles

Thermo Scientific™ Nalgene™ PETG Square Media Bottles are heavy-walled and durable, ideal for storage and sampling of active pharmaceutical ingredients and bulk intermediates and well suited for the preparation and containment of buffers, culture media, and general laboratory solutions. PETG features low permeability to CO₂ and O₂ and may provide a longer-term storage solution for pH-sensitive contents.

Key features

- Made from durable, damage-resistant PETG with white HDPE closures
- Suitable for frozen storage down to –40°C
- Leakproof* bottles and closures are provided sterile and nonpyrogenic; eliminates costly washing, depyrogenation, and autoclaving steps
- Available in low-particulate format
- Supported by extensive validation documentation



Ordering information: Packed in shrink-wrapped trays.

Compliance: USP Class VI, noncytotoxic, USP <661>, nonpyrogenic, FDA 21 CFR 177.1315.

Nalgene PETG Square Media Bottles with Closures

Nominal capacity	Closure size	Outer diameter (OD)	Height with closure	No. per pack/case	Cat. No.
30 mL (1 oz)	20 mm	38 mm	64 mm	24/96	2019-0030
60 mL (2 oz)	24 mm	41 mm	82 mm	24/96	2019-0060
125 mL (4 oz)	38-430 mm	52 mm	108 mm	24/48	2019-0125
250 mL (8 oz)	38-430 mm	59 mm	144 mm	24/48	2019-0250
500 mL (16 oz)	38-430 mm	73 mm	178 mm	12/24	2019-0500
1,000 mL (32 oz)	38-430 mm	92 mm	219 mm	12/24	2019-1000
2,000 mL (64 oz)	53B	116 mm	271 mm	6/12	2019-2000

Heat-Shrink Bands for Nalgene PETG Media Bottles

Polyvinyl chloride bands that provide a tamper-resistant seal to ensure the integrity of the bottle contents.

Description	Closure size	No. per pack/case	Cat. No.
Fits 30 mL square PETG media bottles	20-415 mm	500/1,000	312160-0200
Fits 60 mL square PETG media bottles	24-415 mm	500/1,000	312160-0240
Fits 125–1,000 mL square PETG media bottles	38-430 mm	500/1,000	312160-0384
Fits 2,000 mL square PETG media bottles	53B	500/1,000	312160-0530

* Our guarantee for a leakproof seal is subject to our standard product warranty, as set forth in the Thermo Fisher Scientific Terms and Conditions of Sale. Our products are leakproof at ambient temperature and pressure when used with their corresponding closures. However, to ensure safe usage, customers are advised to test our containers and closures under conditions of their planned applications. Please contact technicalsupport@thermofisher.com if you need additional information about our products.

Nalgene PETG Certified Clean Square Media Bottles

Key features

- SAL of 10^{-6} inside and outside of the container
- Compliant with USP <788>
- <0.5 EU/mL endotoxin
- Produced in clean room
- Improved labeling
- Ready-to-use products with dual sterile barriers for your step-down process
 - Triple layer packaging (2 heat-sealed bags + 1 carton liner) and double-walled cartons

Nalgene PETG Certified Clean Square Media Bottles

Nominal capacity	Closure size	Outer diameter (OD)	Height with closure	No. per pack/case	Cat. No.
30 mL (1 oz)	20 mm	38 mm	64 mm	6/72	382019-0030
60 mL (2 oz)	24 mm	41 mm	82 mm	6/72	382019-0060
125 mL (4 oz)	38-430 mm	52 mm	108 mm	6/48	382019-0125
250 mL (8 oz)	38-430 mm	59 mm	144 mm	6/48	382019-0250
500 mL (16 oz)	38-430 mm	73 mm	178 mm	4/24	382019-0500
1,000 mL (32 oz)	38-430 mm	92 mm	219 mm	4/24	382019-1000
2,000 mL (64 oz)	53B	116 mm	271 mm	1/12	382019-2000

Nalgene PETG Platinum Certified Clean Square Media Bottles

Key features

- SAL of 10^{-6} inside and outside of the container
- Below one-third of the allowable USP <788> particulate limits
- <0.25 EU/mL endotoxin
- Improved labeling
- Washed with WFI (water for injection) and inspected, assembled, and packaged in Class 5 (100) clean rooms with Class 4 (10) hoods and full gowning for operators
- Ready-to-use products with dual sterile barriers for your step-down process
 - Triple layer packaging (2 heat-sealed bags + 1 carton liner) and double-walled cartons

Nalgene PETG Platinum Certified Clean Square Media Bottles

Volume	Closure size	Outer diameter (OD)	Height with closure	No. per pack/case	Cat. No.
5 mL	20 mm	22 mm	46 mm	52/416	CE-N2035-0005
20 mL	20 mm	30 mm	65 mm	84/504	CE-N2035-0020
30 mL	20 mm	38 mm	64 mm	7/70	CE-N2019-0030
60 mL	24 mm	41 mm	82 mm	6/72	CE-N2019-0060
125 mL	38-430 mm	54 mm	110 mm	5/50	CE-N2019-0125
250 mL	38-430 mm	59 mm	144 mm	12/48	CE-N2019-0250
500 mL	38-430 mm	74 mm	177 mm	5/70	CE-N2019-0500
1,000 mL	38-430 mm	92 mm	219 mm	5/35	CE-N2019-1000
2,000 mL	53B	116 mm	271 mm	5/20	CE-N2019-2000

Nalgene PETG Biotainer Bottles

Thermo Scientific™ Nalgene™ Biotainer™ Bottles are molded of crystal-clear PETG.

These square bottles are ideal for prolonged storage of pH-sensitive materials such as culture media. Biotainer bottles are supplied sterile and ready to use. They eliminate the cost of cleaning, sterilizing, and associated validations compared to bottles designed for reuse.

Key features

- Constructed of durable, crystal-clear PETG, ensuring sample integrity
- PP closures feature a PE foam core liner for leakproof* assurance
- Customization options are available for fluid transfer applications
- Supported by extensive validation documentation
- Suitable for storage in conditions from –40°C to 70°C

Compliance: USP Class VI, noncytotoxic, USP <661>, nonpyrogenic, FDA 21 CFR 177.1315.



Nalgene PETG Biotainer Bottles

Nominal capacity	Closure size	Outer diameter (OD)	Height with closure	No. per pack/case	Cat. No.
125 mL	38 mm	52 mm	105 mm	5/100	3025-42
500 mL	38 mm	77 mm	176 mm	5/70	3005-42
500 mL	38 mm	77 mm	176 mm	35/70	3005-70
1,000 mL	48 mm	98 mm	201 mm	5/35	3110-42 ¹
1,000 mL	48 mm	98 mm	201 mm	35/35	3110-35 ¹
2,000 mL	48 mm	116 mm	265 mm	20/20	3230-20
2,000 mL	48 mm	116 mm	265 mm	5/20	3230-42
5,000 mL	48 mm	166 mm	299 mm	1/6	3415-16 ²
5,000 mL	48 mm	166 mm	299 mm	6/6	3415-42 ²

1. Fits 3-ported 48 mm closure for attachment of tubing.

2. With polyethylene handle.

* Our guarantee for a leakproof seal is subject to our standard product warranty, as set forth in the Thermo Fisher Scientific Terms and Conditions of Sale. Our products are leakproof at ambient temperature and pressure when used with their corresponding closures. However, to ensure safe usage, customers are advised to test our containers and closures under conditions of their planned applications. Please contact technicalsupport@thermofisher.com if you need additional information about our products.

Nalgene PETG Certified Clean Biotainer Bottles

Key features

- SAL of 10^{-6} inside and outside of the container
- Compliant with USP <788>
- <0.5 EU/mL endotoxin
- Produced in clean room
- Improved labeling
- Ready-to-use products with dual sterile barriers for your step-down process
 - Triple layer packaging (2 heat-sealed bags + 1 carton liner) and double-walled cartons

Nalgene PETG Certified Clean Biotainer Bottles

Volume	Closure size	Outer diameter (OD)	Height with closure	No. per pack/case	Cat. No.
125 mL	38 mm	52 mm	105 mm	5/100	383025-42
500 mL	38 mm	77 mm	176 mm	5/70	383005-42
1,000 mL	48 mm	98 mm	201 mm	5/35	383110-42
2,000 mL	48 mm	116 mm	265 mm	20/20	383230-20
2,000 mL	48 mm	116 mm	265 mm	5/20	383230-42
5,000 mL	48 mm	166 mm	299 mm	1/6	383415-16*
5,000 mL	48 mm	166 mm	299 mm	1/6	383415-42

* With polyethylene handle.

Nalgene PETG Platinum Certified Clean Biotainer Bottles

Key features

- SAL of 10^{-6} inside and outside of the container
- Below one-third of the allowable USP <788> particulate limits
- <0.25 EU/mL endotoxin
- Improved labeling
- Washed with WFI (water for injection) and inspected, assembled, and packaged in Class 5 (100) clean rooms with Class 4 (10) hoods and full gowning for operators
- Ready-to-use products with dual sterile barriers for your step-down process
 - Triple layer packaging (2 heat-sealed bags + 1 carton liner) and double-walled cartons

Nalgene PETG Platinum Certified Clean Biotainer Bottles

Volume	Closure size	Outer diameter (OD)	Height with closure	No. per pack/case	Cat. No.
125 mL	38 mm	52 mm	105 mm	100	CE-N3025-42
500 mL	38 mm	77 mm	176 mm	70	CE-N3005-42
1,000 mL	48 mm	98 mm	201 mm	35	CE-N3110-42
2,000 mL	48 mm	116 mm	265 mm	20	CE-N3230-42

Nalgene HDPE Biotainer Bottles

Thermo Scientific™ Nalgene™ HDPE Biotainer™ Bottles are well suited for storage and transport of biological solutions.

These square bottles offer excellent chemical resistance and are supplied certified sterile and ready to use. They eliminate the cost of cleaning, sterilizing, and associated validations compared to bottles designed for reuse.

Key features

- PP closures feature a silicone liner for leakproof* assurance
- Supported by extensive validation documentation
- Suitable for storage in conditions from -100°C to 120°C

Compliance: USP Class VI, noncytotoxic, USP <661>, nonpyrogenic, FDA 21 CFR 177.1520.



Nalgene HDPE Biotainer Bottles

Nominal capacity	Closure size	Outer diameter (OD)	Height with closure	No. per pack/case	Cat. No.
4 L	38 mm	143 mm	299 mm	8/24	3750-24
4 L	38 mm	143 mm	299 mm	24/24	3751-24
4 L	38 mm	143 mm	299 mm	8/24	3751-42

* Our guarantee for a leakproof seal is subject to our standard product warranty, as set forth in the Thermo Fisher Scientific Terms and Conditions of Sale. Our products are leakproof at ambient temperature and pressure when used with their corresponding closures. However, to ensure safe usage, customers are advised to test our containers and closures under conditions of their planned applications. Please contact technicalsupport@thermofisher.com if you need additional information about our products.


Nalgene 2- and 3-Ported Closures for Biotainer Bottles

Thermo Scientific™ Nalgene™ 48 mm filling/venting closures are designed for aseptic handling in pharmaceutical, biotechnology, and laboratory liquid transfer applications.

Specifically designed to mate with Nalgene Biotainer bottles with 48 mm closure.

Key features

- Ready to accept additional fluid transfer components such as aseptic connectors and vent filters
- PP closures with silicone liners are available in 2- and 3-ported versions
- Stable to gamma irradiation
- Ports have tubulations on inside and outside of the closure for attachment of tubing



Nalgene Closures for Biotainer Bottles

Description	Neck finish	Port ID	No. per case	Cat. No.
3-ported closure	48 mm	6.35 mm 2.25 in., 4.76 mm (1.19 in.)	4	2560-0489
2-ported closure	48 mm	6.35 mm 2.25 in.	4	2560-0490

Nalgene Biotainer Replacement Closures

Thermo Scientific™ Nalgene™ Biotainer™ Replacement Closures for 1, 2, 5, 10, and 20 L PC Biotainer bottles and carboys.

Key features

- PP with silicone liner
- Closure size: 48 mm
- Sterile



Nalgene Biotainer Replacement Closures

Description	Closure size	No. per pack/case	Cat. No.
Polypropylene, silicone-lined replacement closures, sterile	48 mm	1/300	362515-0480

Nalgene HDPE Fluorinated Carboys

Thermo Scientific™ Nalgene™ HDPE Fluorinated Carboys enhance long-term container performance, prevent permeation loss, and yield lower extractables. Fluorination improves barrier properties and reduces solvent absorption and penetration.

Key features

- Heavy-duty walls are safe, durable, and resistant to splitting and punctures
- Fluorocarbon surfaces inside and out
- White polypropylene closure
- Graduated and leakproof*



Nalgene HDPE Fluorinated Carboys

Nominal capacity	Nominal brim capacity	Closure size	Outer diameter (OD)	Height with closure	No. per pack/case	Cat. No.
10 L (2.5 gal)	12 L (3 gal)	83B	250 mm	389 mm	1/6	2097-0020
20 L (5 gal)	22.5 L (5.5 gal)	83B	282 mm	526 mm	1/4	2097-0050

Nalgene HDPE Amber Carboy

Thermo Scientific™ Nalgene™ HDPE Amber Carboys are an ideal choice for storing and mixing photosensitive chemicals, reagents, buffers, and standards. Meets requirements of the US Pharmacopoeia Light Transmission Test (USP latest edition) for storage of light-sensitive materials.

Key features

- Molded of opaque amber HDPE, offering excellent chemical resistance
- Amber polypropylene closure
- Convenient wide shoulder handles
- Leakproof*



Nalgene HDPE Amber Carboy

Nominal capacity	Nominal brim capacity	Closure size	Outer diameter (OD)	Height with closure	No. per pack/case	Cat. No.
10 L (2.5 gal)	12 L (3 gal)	83B	250 mm	389 mm	1/6	2256-7020

* Our guarantee for a leakproof seal is subject to our standard product warranty, as set forth in the Thermo Fisher Scientific Terms and Conditions of Sale. Our products are leakproof at ambient temperature and pressure when used with their corresponding closures. However, to ensure safe usage, customers are advised to test our containers and closures under conditions of their planned applications. Please contact technicalsupport@thermofisher.com if you need additional information about our products.

Nalgene HDPE Single-Use Carboy

Thermo Scientific™ Nalgene™ HDPE Single-Use Carboys are safer than glass and are the ideal containers to economically maintain and transfer sterile fluids and reagents.

Sterile and ready for one-time use.

Key features

- Wide-mouth design for easy filling and dispensing of liquids
- Suitable for use in storage conditions of –100°C to 120°C
- Molded of HDPE, offering excellent chemical resistance and impact resistance
- White polypropylene closure
- Customization options available for fluid transfer applications
- Supported by extensive validation documentation
- Leakproof*



Ordering information: Optional stainless steel handle available (Cat. No. 2229-0001).

Compliance: USP Class VI, noncytotoxic.

Nalgene HDPE Single-Use Carboy

Nominal capacity	Nominal brim capacity	Closure size	Outer diameter (OD)	Height with closure	No. per pack/case	Cat. No.
20 L (5 gal)	23 L (6 gal)	83B	284 mm	502 mm	1/6	342289-0050
33 L (9 gal)	41 L (11 gal)	83B	381 mm	546 mm	1/1	342289-0075

Nalgene Handle for Single-Use Carboy

Thermo Scientific™ Nalgene™ Handle for Single-Use Carboy is made of stainless steel and attaches to 20 L carboys for easy handling.

Key features

- For use with Nalgene Single-Use HDPE Carboy (Cat. No. 342889-0050)



Nalgene Handle for Single-Use Carboy

Description	Material	No. per case	Cat. No.
Handle for 20 L single-use carboy	Stainless steel	1	2229-0001

* Our guarantee for a leakproof seal is subject to our standard product warranty, as set forth in the Thermo Fisher Scientific Terms and Conditions of Sale. Our products are leakproof at ambient temperature and pressure when used with their corresponding closures. However, to ensure safe usage, customers are advised to test our containers and closures under conditions of their planned applications. Please contact technicalsupport@thermofisher.com if you need additional information about our products.

Nalgene HDPE Platinum Certified Clean Bottles and Carboys

Low particulates, sterility, and low endotoxins help maintain product integrity.

Thermo Scientific™ Nalgene™ Certified Platinum Clean HDPE containers are certified to contain less than one-third of the allowable particulate limits specified in USP <788>. The bottles and carboys are washed in specially designed automated washers using only water purified to USP standards, including USP WFI for the final rinse, so there are no added detergents or chemicals. Class 100 (ISO Class 5) clean room handling follows washing and drying, including Class 10 (ISO Class 4) hoods for packaging.

All container-closure systems are guaranteed leakproof* to protect precious contents.

Key features

- Sterile products are ready to use with robust triple-layer packaging for clean room use
- Robust HDPE can be used from -100°C to 120°C, allowing for both heated mixing and frozen storage or shipment; it is recommended to always test in conditions of actual use, as results may vary depending upon application



- Certified low endotoxin (0.25 EU/mL) according to USP <85> to limit pyrogens
- Products can be supplied with forced extraction studies**, validation binders**, and certificates

Compliance: USP Class VI, noncytotoxic, USP <661>, nonpyrogenic, FDA 21 CFR 177.1520.

Nalgene HDPE Platinum Certified Clean Bottles and Carboys

Description	Volume	Closure size	Optical density (OD)	Height with closure	No. per pack/case	Cat. No.
Narrow-mouth bottle	30 mL	20-415 mm	34.3 mm	61 mm	12/72	CE-E2099-0001
	250 mL	24-415 mm	61 mm	133 mm	12/72	CE-N2099-0008
	500 mL	28-415 mm	72.6 mm	170.4 mm	12/48	CE-N2099-0016
	1 L	38-430 mm	91.4 mm	215.9 mm	6/24	CE-N2099-0032
Wide-mouth bottle	250 mL	43-415 mm	61 mm	99.3 mm	12/72	CE-N2199-0008
	500 mL	53-415 mm	72.6 mm	168.2 mm	12/48	CE-N2199-0016
	1 L	63-415 mm	91.44 mm	199.2 mm	6/24	CE-N2199-0032
Carboy with integrated handles	10 L	83B	250.2 mm	389 mm	1/6	CE-N2289-0020
	20 L		284.2 mm	501.7 mm	1/4	CE-N2289-0050
	33 L		381 mm	546 mm	1/1	CE-N2289-0075

* Our guarantee for a leakproof seal is subject to our standard product warranty, as set forth in the Thermo Fisher Scientific Terms and Conditions of Sale. Our products are leakproof at ambient temperature and pressure when used with their corresponding closures. However, to ensure safe usage, customers are advised to test our containers and closures under conditions of their planned applications. Please contact technicalsupport@thermofisher.com if you need additional information about our products.

Nalgene HDPE Rectangular Carboys

Thermo Scientific™ Nalgene™ HDPE Rectangular Carboys have a sturdy, space-saving design. These carboys are ideal for storing solutions and handling large volumes of powders and other solid samples.

Key features

- Graduated in liters and gallons
- Wide-mouth opening permits easy filling, transferring, and cleaning
- White polypropylene closure
- Includes sturdy stainless steel handle attached to molded-in shoulder loops
- Autoclavable and leakproof*



Nalgene HDPE Rectangular Carboys without Spigots

Capacity	Nominal brim capacity	Closure size, mm	Dimensions (L x W x H)	No. per pack/case	Cat. No.
9 L (2 gal)	9 L (2 gal)	100-415	220 x 153 x 360 mm (9 x 6 x 14 in.)	1/6	2211-0020
20 L (5 gal)	21 L (5.5 gal)	100-415	320 x 229 x 399 mm (13 x 9 x 16 in.)	1/4	2211-0050

Nalgene HDPE Heavy-Duty Rectangular Carboys

Thermo Scientific™ Nalgene™ HDPE Heavy-Duty Rectangular Carboys provide a space-saving option for storing and transporting reagents and other liquids.

Key features

- Heavy-walled construction for durability and chemical resistance
- Graduated in liters and gallons
- Design includes integral handle for easy transport and pouring
- White polypropylene closure
- Leakproof*



Nalgene HDPE Heavy-Duty Rectangular Carboys

Capacity	Nominal brim capacity	Closure size, mm	Dimensions (L x W x H)	No. per pack/case	Cat. No.
20 L (5 gal)	20 L (5 gal)	70 mm	330 x 228 x 406 mm (13 x 9 x 16 in.)	1/4	2214-0050

* Our guarantee for a leakproof seal is subject to our standard product warranty, as set forth in the Thermo Fisher Scientific Terms and Conditions of Sale. Our products are leakproof at ambient temperature and pressure when used with their corresponding closures. However, to ensure safe usage, customers are advised to test our containers and closures under conditions of their planned applications. Please contact technicalsupport@thermofisher.com if you need additional information about our products.

Nalgene HDPE Heavy-Duty Wide-Mouth Jug

Thermo Scientific™ Nalgene™ HDPE Heavy-Duty Wide-Mouth Jug features a large 120 mm opening. Molded-in handle and recessed bottom provide a sturdy grip when lifting and pouring. Wide stance and low center of gravity assure stability.

Key features

- Wide-mouth 120 mm opening permits easy filling, transferring, and cleaning of jugs
- Ideal for storing powders
- Graduated in liters and gallons as a convenient guide
- White polypropylene closure
- Space-saving rectangular shape



Nalgene HDPE Heavy-Duty Wide-Mouth Jug

Nominal capacity	Nominal brim capacity	Closure size	Dimensions (L x W x H)	No. per pack/case	Cat. No.
20 L (5 gal)	25 L (6.6 gal)	120 mm	305 x 203 x 457 mm (12 x 8 x 18 in.)	1/4	2241-0050

Nalgene HDPE Jerricans

Key features

- Integral spout is angled for easy, accurate pouring
- Includes white, tethered polypropylene closure to prevent loss
- Graduated in liters and gallons as a convenient guide
- Molded-in handle and recessed bottom provides a sturdy grip when lifting and pouring
- Space-saving rectangular shape optimizes limited storage space
- Leakproof*



Nalgene HDPE Jerricans

Nominal capacity	Nominal brim capacity	Closure size	Dimensions (L x W x H)	No. per pack/case	Cat. No.
6 L (1.5 gal)	8 L (2 gal)	53B	213 x 176 x 335 mm (8 x 7 x 13 in.)	1/6	2240-0015
10 L (2.5 gal)	12 L (3 gal)	53B	246 x 199 x 376 mm (10 x 8 x 15 in.)	1/6	2240-0025
20 L (5 gal)	24 L (6 gal)	53B	320 x 245 x 452 mm (13 x 10 x 18 in.)	1/4	2240-0050

* Our guarantee for a leakproof seal is subject to our standard product warranty, as set forth in the Thermo Fisher Scientific Terms and Conditions of Sale. Our products are leakproof at ambient temperature and pressure when used with their corresponding closures. However, to ensure safe usage, customers are advised to test our containers and closures under conditions of their planned applications. Please contact technicalsupport@thermofisher.com if you need additional information about our products.

Nalgene HDPE 13 L Jerricans

Thermo Scientific™ Nalgene™ HDPE 13 L Jerricans have a unique double-spout design, ideal as a reservoir in automated systems.

The rugged design with wide stance and low center of gravity provides stability.

Key features

- 53B white polypropylene closure can be customized with input or output tubing, while the 38 mm closure can be used for refilling and emptying
- Molded-in handle provides a sturdy grip when carrying heavy contents
- Integral shoulder handle and molded bottom grip offers added assistance with lifting
- Molded of HDPE, offering good chemical resistance for a wide variety of solutions
- Rectangular shape optimizes limited storage space



Compliance: USP Class VI, FDA 21 CFR 177.1520.

Nalgene HDPE 13 L Jerricans

Nominal capacity	Nominal brim capacity	Closure size	Dimensions (L x W x H)	No. per pack/case	Cat. No.
13 L (3.5 gal)	14 L (3.7 gal)	53B	290 x 189 x 378 mm (11 x 7 x 15 in.)	1/4	2243-0013
13 L (3.5 gal)	14 L (3.7 gal)	53B; 38-430 mm	290 x 189 x 378 mm (11 x 7 x 15 in.)	1/4	2243-9013

Nalgene HDPE Fluorinated Jerricans

Thermo Scientific™ Nalgene™ HDPE Fluorinated Jerricans have a rugged design with wide stance and low center of gravity that provide greater stability.

Fluorinated surface inside and out improves barrier properties and reduces solvent absorption while enhancing long-term container performance and preventing loss due to permeation.

Key features

- Includes tethered white polypropylene closure to prevent loss
- Graduated in liters and gallons as a convenient guide
- Molded-in handle and recessed bottom provides a sturdy grip when carrying heavy contents
- Space-saving rectangular shape
- Leakproof*



Nalgene HDPE Fluorinated Jerricans

Nominal capacity	Nominal brim capacity	Closure size	Dimensions (L x W x H)	No. per pack/case	Cat. No.
10 L (2.5 gal)	14 L (3.7 gal)	53B	246 x 199 x 376 mm (10 x 8 x 15 in.)	1/6	2242-0025
20 L (5 gal)	24 L (6 gal)	53B	320 x 245 x 452 mm (13 x 10 x 18 in.)	1/4	2242-0050

* Our guarantee for a leakproof seal is subject to our standard product warranty, as set forth in the Thermo Fisher Scientific Terms and Conditions of Sale. Our products are leakproof at ambient temperature and pressure when used with their corresponding closures. However, to ensure safe usage, customers are advised to test our containers and closures under conditions of their planned applications. Please contact technicalsupport@thermofisher.com if you need additional information about our products.

Nalgene PC Biotainer Bottles and Carboys

Thermo Scientific™ Nalgene™ PC Biotainer™ Bottles and Carboys are excellent for freezing applications.

Nalgene PC Biotainer Bottles and Carboys are designed specifically for pharmaceutical and biological manufacturers. Supplied sterile and ready to use, they reduce the risk of carryover contamination and eliminate the cost of cleaning, sterilization, and associated validations.

Key features

- Constructed of durable, translucent PC, ensuring the integrity of your sample
- PP closures feature a silicone liner for leakproof* assurance
- Customization options available for fluid transfer applications
- Supported by extensive validation documentation
- Suitable for use in storage conditions of –100°C to 100°C



Compliance: USP Class VI, noncytotoxic, USP <661>, nonpyrogenic, FDA 21 CFR 177.1315 for 5 to 5,000 mL, and FDA 21 CFR 177.1520 for 10 to 20 L.

Nalgene PC Biotainer Bottles and Carboys

Nominal capacity	Closure size	Outer diameter (OD)/shape	Height with closure	No. per pack/case	Cat. No.
5 mL	20 mm	22.4 mm/round	46.7 mm	100/500	3500-05 ¹
20 mL	20 mm	29.7 mm/round	65.3 mm	500/500	3500-20 ¹
125 mL	38 mm	52.1 mm/square	104.6 mm	5/50	3030-42
1,000 mL	48 mm	98 mm/square	201 mm	5/35	3120-42 ²
2,000 mL	48 mm	116 mm/square	265 mm	5/20	3233-42 ²
5,000 mL	48 mm	166 mm/square	299 mm	1/6	3405-16 ^{2,3}
5,000 mL	48 mm	166 mm/square	299 mm	6/6	3405-42 ²
10 L	48 mm	255 mm/square	337 mm	1/2	3410-42 ²
10 L	48 mm	255 mm/square	337 mm	1/2	3410-08 ^{2,3}
20 L	48 mm	255 mm/square	493 mm	1/3	3423-42 ²

1. Validation vial.

2. Fits 3-ported 48 mm closure for attachment of tubing.

3. With polyethylene handle.

* Our guarantee for a leakproof seal is subject to our standard product warranty, as set forth in the Thermo Fisher Scientific Terms and Conditions of Sale. Our products are leakproof at ambient temperature and pressure when used with their corresponding closures. However, to ensure safe usage, customers are advised to test our containers and closures under conditions of their planned applications. Please contact technicalsupport@thermofisher.com if you need additional information about our products.

Nalgene PC Certified Clean Biotainer Bottles and Carboys

Sterile containers, free from added interfering chemicals and low in particulates, are required to maintain both clean room as well as product integrity. Thermo Scientific™ Nalgene™ PC Certified Clean Biotainer™ Bottles and Carboys reduce the risk of carryover contamination. These square containers are certified and lot-to-lot tested to meet USP <788> low-particulate requirements to limit potential particulate contamination.

Inspection procedures throughout manufacturing include leak testing, dimensional testing, visual inspection for particulates, and release testing to ensure the carboy meets all specifications. The leakproof* containers are free from added interfering chemicals and low in particulates to maintain both clean room as well as product integrity. The square carboys are available in three different sizes with volumes of 5, 10, or 20 L either with or without attached handle.



Key features

- Constructed of light blue, durable, translucent PC with silicone-lined polypropylene closures
- Produced in ISO Class 7 clean room to limit particulates during molding
- Certified low endotoxin (0.50 EU/mL) according to USP <85> to reduce pyrogens
- Sterile, ready-to-use products with robust triple-layer packaging for clean room use
- Products can be supplied with forced extraction studies**, validation binders**, and certificates

Nalgene PC Certified Clean Biotainer Containers

Nominal capacity	Closure size	Outer diameter (OD)/shape	Height with closure	No. per pack/case	Cat. No.
125 mL	38 mm	52.1 mm/square	104.6 mm	5/50	383030-42
1,000 mL	48 mm	98 mm/square	201 mm	5/35	383120-42 ¹
2,000 mL	48 mm	116 mm/square	265 mm	5/20	383233-42 ¹
5,000 mL	48 mm	166 mm/square	299 mm	1/6	383405-16 ^{1,2}
5,000 mL	48 mm	166 mm/square	299 mm	6/6	383405-42 ¹
10 L	48 mm	255 mm/square	337 mm	1/2	383410-42 ¹
10 L	48 mm	255 mm/square	337 mm	1/2	383410-08 ^{1,2}
20 L	48 mm	255 mm/square	495 mm	1/3	383423-42 ¹

1. Fits 3-ported 48 mm closure for attachment of tubing.

2. With polyethylene handle.

** Forced extraction studies and validation binders from Thermo Fisher Scientific, where available, are provided under a confidentiality agreement to assist customers in product selection. Customers are responsible for determining what studies are recommended for their specific applications. Forced extraction studies and validation binders may be requested by contacting us at R0CregSupport@thermofisher.com

* Our guarantee for a leakproof seal is subject to our standard product warranty, as set forth in the Thermo Fisher Scientific Terms and Conditions of Sale. Our products are leakproof at ambient temperature and pressure when used with their corresponding closures. However, to ensure safe usage, customers are advised to test our containers and closures under conditions of their planned applications. Please contact technicalsupport@thermofisher.com if you need additional information about our products.

Nalgene PC Platinum Certified Clean Biotainer Bottles and Carboys

Key features

- SAL of 10^{-6} inside and outside of the container
- Below one-third of the allowable USP <788> particulate limits
- <0.25 EU/mL endotoxin
- Washed with WFI (water for injection) and inspected, assembled, and packaged in Class 5 (100) clean rooms with Class 4 (10) hoods and full gowning for operators
- Ready-to-use products with dual sterile barriers for your step-down process
 - Triple layer packaging (2 heat-sealed bags + 1 carton liner)
 - Double-walled cartons



Nalgene PC Platinum Certified Clean Biotainer Bottles and Carboys

Volume	Closure size	Outer diameter (OD)	Height with closure	No. per pack/case	Cat. No.
5 mL	20 mm	22 mm	46 mm	52/416	CE-N3500-05
20 mL	20 mm	30 mm	69 mm	84/504	CE-N3500-20
125 mL	38 mm	52 mm	105 mm	5/50	CE-N3030-42
1,000 mL	48 mm	98 mm	201 mm	5/35	CE-N3120-42
2,000 mL	38 mm	116 mm	265 mm	5/20	CE-N3233-42
5,000 mL	48 mm	166 mm	299 mm	6	CE-N3405-42
10,000 mL	48 mm	255 mm	337 mm	1/2	CE-N3410-42

* With attached handle.

Nalgene PC Round Clearboy Carboys

Thermo Scientific™ Nalgene™ PC Round Clearboy™ Carboys offer durability and are lighter and safer than glass. These transparent carboys are useful for large-volume media and culture preparation, especially where visual inspection of contents for quality is important. Ideal for refrigerated or frozen storage of aqueous solutions such as sterile water, reagents, and media.

Key features

- Available in 10 L and 20 L sizes
- Graduated in liters and gallons
- Molded of transparent, durable polycarbonate with white polypropylene closure and thermoplastic elastomer gasket
- Customization options available for fluid transfer applications
- Autoclavable and leakproof*



Nalgene PC Round Clearboy Carboys

Capacity	Nominal brim capacity	Closure size	Outer diameter (OD)	Height with closure	No. per pack/case	Cat. No.
10 L (2.5 gal)	12.5 L (3.3 gal)	83B	253 mm	394 mm	1/4	2251-0020
20 L (5 gal)	24 L (6 gal)	83B	287 mm	536 mm	1/4	2251-0050

Nalgene PC Rectangular Clearboy Carboys

Key features

- Wide-mouth opening permits easy filling, transferring, and cleaning
- Graduated in liters and gallons as a convenient guide
- Stainless steel handle for ease of use
- Molded of transparent PC, making this carboy ideal when visual inspection of contents is required
- White polypropylene closure
- Autoclavable and leakproof*



Nalgene PC Rectangular Clearboy Carboys

Capacity	Nominal brim capacity	Closure size	Dimensions (L x W x H)	No. per pack/case	Cat. No.
9 L (2 gal)	9 L (2 gal)	100-415 mm	220 x 153 x 360 mm (9 x 6 x 14 in.)	1/1	DS2213-0020
20 L (5 gal)	21 L (5.5 gal)	100-415 mm	320 x 229 x 399 mm (13 x 9 x 16 in.)	1/1	DS2213-0050

* Our guarantee for a leakproof seal is subject to our standard product warranty, as set forth in the Thermo Fisher Scientific Terms and Conditions of Sale. Our products are leakproof at ambient temperature and pressure when used with their corresponding closures. However, to ensure safe usage, customers are advised to test our containers and closures under conditions of their planned applications. Please contact technicalsupport@thermofisher.com if you need additional information about our products.

Nalgene PC and PETG Validation Bottles

Thermo Scientific™ Nalgene™ PC Validation Bottles are the ideal size to perform material compatibility validation studies for Nalgene PC carboys.

Key features

- Molded of durable translucent polycarbonate, ensuring the integrity of your samples
- White polypropylene closure includes thermoplastic elastomer gasket
- Manufactured with the same materials and molding processes as Nalgene PC carboys (Cat. No. 2251)
- Accommodates convenient material compatibility validation, requiring lower amounts of expensive reagents
- Autoclavable



Nalgene PC Validation Bottles

Nominal capacity	Closure size	Outer diameter (OD)	Height with closure	No. per pack/case	Cat. No.
30 mL (1 oz)	20-415 mm	32 mm	75 mm	1/30	DS2127-0030
250 mL (8 oz)	53B	74 mm	135 mm	1/6	DS2127-0250
2,000 mL (64 oz)	53B	123 mm	296 mm	1/12	DS2127-2000

Nalgene PC Certified Clean Validation Bottles

Nominal capacity	Closure size	Outer diameter (OD)	Height with closure	No. per pack/case	Cat. No.
5 mL (0.2 oz)	20-400 mm	22.4 mm	46.7 mm	52/416	383500-05
20 mL (0.7 oz)	20-400 mm	29.7 mm	65.3 mm	84/504	383500-20

Nalgene PETG Certified Clean Validation Bottles

Nominal capacity	Closure size	Outer diameter (OD)	Height with closure	No. per pack/case	Cat. No.
5 mL (0.2 oz)	20-415 mm	22.25 mm	45.9 mm	52/416	382035-0005
20 mL (0.7 oz)	20-415 mm	29.72 mm	64.5 mm	84/504	382035-0020

Nalgene PP Autoclavable Carboys with Handles

Thermo Scientific™ Nalgene™ PP Autoclavable Carboys with Handles are ideal for the containment of media, bulk pharmaceutical ingredients, and other solutions.

Key features

- Constructed of polypropylene with white polypropylene closure and thermoplastic elastomer gasket
- Convenient shoulder handles allow easy carrying and pouring
- Available in 10, 20, and 50 L sizes for a variety of biopharmaceutical applications
- Graduated in liters and gallons
- Autoclavable and leakproof*



Nalgene PP Autoclavable Carboys with Handles

Capacity	Nominal brim capacity	Closure size	Outer diameter (OD)	Height with closure	No. per pack/case	Cat. No.
10 L (2.5 gal)	12 L (3 gal)	83B	250 mm	389 mm	1/6	2250-0020
20 L (5 gal)	22.5 L (5.5 gal)	83B	282 mm	526 mm	1/4	2250-0050
50 L (13 gal)	54 L (14 gal)	83B	379 mm	678 mm	1/1	2250-0130

* Our guarantee for a leakproof seal is subject to our standard product warranty, as set forth in the Thermo Fisher Scientific Terms and Conditions of Sale. Our products are leakproof at ambient temperature and pressure when used with their corresponding closures. However, to ensure safe usage, customers are advised to test our containers and closures under conditions of their planned applications. Please contact technicalsupport@thermofisher.com if you need additional information about our products.

Nalgene PP Heavy-Duty Vacuum Carboys

Thermo Scientific™ Nalgene™ PP Heavy-Duty Vacuum Carboys are ideal when service conditions are most extreme. Useful as a vacuum trap; will hold a vacuum for 8 hours.

Key features

- Constructed of polypropylene with white polypropylene closure and thermoplastic elastomer gasket
- Customization options are available for fluid transfer applications
- Autoclavable and leakproof*

Ordering information: For 1–5 L sizes, please refer to Nalgene Heavy-Duty Vacuum Bottles (Cat. No. 2126).

Disclaimer: Not rated for pressure use.



Nalgene PP Heavy-Duty Vacuum Carboys

Nominal capacity	Nominal brim capacity	Closure size	Outer diameter (OD)	No. per pack/case	Cat. No.
10 L (2.5 gal)	12 L (3 gal)	83B	250 mm	1/6	2226-0020
20 L (5 gal)	22.5 L (5.5 gal)	83B	282 mm	1/4	2226-0050

* Our guarantee for a leakproof seal is subject to our standard product warranty, as set forth in the Thermo Fisher Scientific Terms and Conditions of Sale. Our products are leakproof at ambient temperature and pressure when used with their corresponding closures. However, to ensure safe usage, customers are advised to test our containers and closures under conditions of their planned applications. Please contact technicalsupport@thermofisher.com if you need additional information about our products.

Nalgene PP Autoclavable Wide-Mouth Carboys with Handles

Thermo Scientific™ Nalgene™ PP Autoclavable Wide-Mouth Carboys with Handles have a convenient, large opening for storage and transport of solids and powders.

Key features

- Convenient, wide shoulder handles; allows easy carrying and pouring, even with gloved hands
- Graduated in liters and gallons
- White polypropylene closure
- Wide-mouth opening promotes ease of cleaning and dispensing
- Autoclavable and leakproof*



Nalgene PP Autoclavable Wide-Mouth Carboys with Handles

Nominal capacity	Nominal brim capacity	Closure size	Outer diameter (OD)	Height with closure	No. per pack/case	Cat. No.
10 L (2.5 gal)	12 L (3 gal)	100-415 mm	250 mm	343 mm	1/6	2235-0020
20 L (5 gal)	22.5 L (5.5gal)	100-415 mm	282 mm	483 mm	1/4	2235-0050

* Our guarantee for a leakproof seal is subject to our standard product warranty, as set forth in the Thermo Fisher Scientific Terms and Conditions of Sale. Our products are leakproof at ambient temperature and pressure when used with their corresponding closures. However, to ensure safe usage, customers are advised to test our containers and closures under conditions of their planned applications. Please contact technicalsupport@thermofisher.com if you need additional information about our products.

Nalgene PP Sanitary Carboys

The Thermo Scientific™ Nalgene™ PP Sanitary Carboys with 3-inch. sanitary neck have a nonthreaded design. The 3-inch. flange accepts standard tri-clover fittings. A clamping-closure system securely seals the carboy, requiring no torque while eliminating back-off issues.

Key features

- Sanitary design is easier to clean than threaded alternatives
- To seal closure, use a combination of gasket, end cap, and sealing clamp
- Available in 10, 20, and 50 L sizes, supporting a variety of containment needs



Nalgene PP Sanitary Carboys

Nominal capacity	Nominal brim capacity	Neck finish	Outer diameter (OD)	Height with closure	No. per pack/case	Cat. No.
10 L (2.5 gal)	12 L (3 gal)	3-in. tri-clover	250 mm	353 mm	1/1	2630-0010
20 L (5 gal)	22.5 L (5.5 gal)	3-in. tri-clover	282 mm	353 mm	1/1	2630-0020
50 L (13 gal)	50 L (13 gal)	3-in. tri-clover	379 mm	545 mm	1/1	2630-0050

Nalgene PC Sanitary Carboy

The Thermo Scientific™ Nalgene™ Sanitary PC Carboy has a one-piece molded, nonthreaded design for use as a receiver or dispensing vessel in biopharmaceutical applications. The 3-inch flange accepts standard tri-clover fittings. A clamping-closure system securely seals the carboy, requiring no torque while eliminating back-off issues.

Key features

- Sanitary design is easier to clean than threaded alternatives
- Molded of the same PC resin as Nalgene PC Clearboy carboys and bottles, supporting a switch to sanitary PC carboys without material validation issues
- To seal closure, use a combination of gasket, end cap, and sealing clamp
- Sanitary carboy also available in PP (Cat. No. 2630)
- Graduated and autoclavable



Nalgene PC Sanitary Carboy

Nominal capacity	Neck finish	Outer diameter (OD)	Height with closure	No. per pack/case	Cat. No.
20 L (5 gal)	3 in. tri-clover	287 mm	498 mm	1/4	2261-0050

Nalgene PP Autoclavable Carboys with Sanitary Flange

Thermo Scientific™ Nalgene™ PP Autoclavable Carboys feature a 1.5-inch, secure, nonthreaded sanitary dispensing port. They are ideal for use as a supply reservoir.

Key features

- Convenient molded-in handles for easy handling
- Graduated in liters and gallons as a convenient guide
- White polypropylene closure with thermoplastic elastomer gasket
- Dispensing port used in combination with 1.5-inch, gasket and true-union clamp
- Autoclavable and leakproof*

Compliance: USP Class VI, noncytotoxic.



Nalgene PP Autoclavable Carboys with Sanitary Flange

Nominal capacity	Approximate brim capacity	Closure size	Outer diameter (OD)	Height with closure	No. per pack/case	Cat. No.
10 L (2.5 gal)	12 L (3 gal)	83B, 1.5-in. tri-clover	250 mm	353 mm	1/1	2640-0020
20 L (5 gal)	22.5 L (5.5 gal)	83B, 1.5-in. tri-clover	282 mm	353 mm	1/1	2640-0050
50 L (13 gal)	54 L (14 gal)	83B, 1.5-in. tri-clover	379 mm	678 mm	1/1	2640-0130

Related products	Cat. No.
True-union clamps	2670-0300
Gaskets	2672-0300

* Our guarantee for a leakproof seal is subject to our standard product warranty, as set forth in the Thermo Fisher Scientific Terms and Conditions of Sale. Our products are leakproof at ambient temperature and pressure when used with their corresponding closures. However, to ensure safe usage, customers are advised to test our containers and closures under conditions of their planned applications. Please contact technicalsupport@thermofisher.com if you need additional information about our products.

Nalgene PP End Caps

Thermo Scientific™ Nalgene™ PP End Caps are used to securely close off 3/4-inch mini and 3-inch sanitary ports on Nalgene Sanitary Carboys.

Groove on underside of the end cap accepts standard sanitary gasket for sealing the systems.

Key features

- Offers reliable, repeatable seals when used in combination with silicone gasket (Cat. No. 2672) and true-union clamp (Cat. No. 2670)
- Autoclavable

Compliance: USP Class VI.

Nalgene PP End Caps

Description	No. per case	Cat. No.
End cap for 3/4-in. mini	1	2665-0075
End cap for 3-in. tri-clover	1	2665-0300



Related products	Cat. No.
PP sanitary carboy	2630
PC sanitary carboy	2261
Silicone gaskets	2672
True-union clamp	2670
Heavy-duty clamp	2685

Nalgene Ported End Caps

Thermo Scientific™ Nalgene™ Ported End Caps in PC or PP provide sanitary ports, which offer easy filling and dispensing. Securely mounts to 3-inch sanitary flange for applications used with Nalgene Sanitary Carboys.

Key features

- Available in PC and PP
- Autoclavable
- Offers a reliable, reproducible seal when used in combination with silicone gasket and true-union clamps
- Customized options available when used with 3/4 in. mini hose barb fitting

Nalgene Ported End Caps

Description	Port size	No. per pack/case	Cat. No.
PC ported end cap for 3 in. tri-clover	3/4-in. mini x 2	1/4	2688-2075
PP ported end cap for 3 in. tri-clover	3/4-in. mini x 2	1/4	2689-2075



Related products	Cat. No.
PP sanitary carboy	2630
PC sanitary carboy	2261
Silicone gaskets	2672
True-union clamp	2670
Heavy-duty clamp	2685
3/4 in. mini hose barb fitting	7210

Nalgene Silicone Sanitary Gaskets for Nalgene Carboys

Thermo Scientific™ Nalgene™ Silicone Sanitary Gaskets offer a reliable, leakproof seal when used with Nalgene end caps and true-union clamps.

Constructed of platinum-cured silicone, the gaskets ensure the highest degree of purity for biopharmaceutical applications.

Key features

- For use with Nalgene carboys (Cat. No. 2261, 2630, and 2640)
- Autoclavable

Compliance: Meets USP Class VI requirements.



Nalgene Silicone Sanitary Gaskets for Nalgene Carboys

Description	No. per pack/case	Cat. No.
Gasket for 3/4-in. mini	1/6	2672-0075
Gasket for 1 1/2 in. tri-clover	1/6	2672-0150
Gasket for 3-in. tri-clover	1/6	2672-0300

Related products	Cat. No.
PP sanitary carboy	2630
PC sanitary carboy	2261
Silicone gaskets	2672
True-union clamp	2670
Heavy-duty clamp	2685

Nalgene True-Union Clamps

Thermo Scientific™ Nalgene™ True-Union Clamps offer reliable, repeatable seals when used in combination with silicone gaskets and end caps.

Key features

- Constructed of PVDF
- Autoclavable



Nalgene True-Union Clamps

Description	No. per case	Cat. No.
True-union clamp for 3/4 in. mini	1	2670-0075
True-union clamp for 1 1/2 in. tri-clover	1	2670-0150
True-union clamp for 3 in. tri-clover	1	2670-0300

Related products	Cat. No.
PP end caps	2630
Ported end caps	2688-2075
	2689-2075
Gaskets	2672-0300

Nalgene Heavy-Duty Clamps

Thermo Scientific™ Nalgene™ Heavy-Duty Stainless Steel Clamps assure leakproof fluid seals when used with Nalgene Sanitary Carboys.

Key features

- Strong, spring-loaded clamp
- For use with Nalgene Sanitary PC Carboy (Cat. No. 2261)
- Autoclavable

Nalgene Heavy-Duty Stainless Steel Clamps

Description	No. per case	Cat. No.
Stainless steel clamp for 3-in. tri-clover	1	2685-0300



Related products	Cat. No.
PP end caps	2665-0300
Ported end caps	2688-2075
	2689-2075
Gaskets	2672-0300

Nalgene PP Rectangular Carboys

Thermo Scientific™ Nalgene™ PP Rectangular Carboys are molded of tough, translucent, and autoclavable polypropylene. Ideal for storing solutions and handling large volumes of powders and other solid samples.

Key features

- Large-neck opening for easy filling and cleaning
- Includes sturdy stainless steel handle attached to molded-in shoulder loops
- Graduated in liters and gallons as a convenient guide
- Autoclavable and leakproof*



Nalgene PP Rectangular Carboys

Nominal capacity	Nominal brim capacity	Closure size	Dimensions (L x W x H)	No. per pack/case	Cat. No.
9 L (2 gal)	9 L (2 gal)	100-415 mm	220 x 153 x 360 mm (9 x 6 x 14 in.)	1/6	2212-0020
20 L (5 gal)	21 L (5.5 gal)	100-415 mm	320 x 229 x 399 mm (13 x 9 x 16 in.)	1/4	2212-0050

* Our guarantee for a leakproof seal is subject to our standard product warranty, as set forth in the Thermo Fisher Scientific Terms and Conditions of Sale. Our products are leakproof at ambient temperature and pressure when used with their corresponding closures. However, to ensure safe usage, customers are advised to test our containers and closures under conditions of their planned applications. Please contact technicalsupport@thermofisher.com if you need additional information about our products.

Nalgene Narrow-Mouth and Wide-Mouth Bottle Replacement Closures

Designed to fit Thermo Scientific™ Nalgene™ carboys and bottles to provide a guaranteed leakproof* system.

Key features

- Fits Nalgene large carboys and bottles with 53B and 83B neck finishes



Nalgene replacement closures

Description	No. per pack/case	Cat. No.
Nalgene closures for large carboys and bottles; white, polypropylene, autoclavable		
38-430 replacement closure for large Nalgene bottles	12/12	712160-0384
53B replacement closure for large Nalgene bottles or carboys	12/12	712160-0530
83B replacement closure for large Nalgene bottles or carboys	2/2	712160-0830
83B replacement closure with silicone grommet	1/1	712227-1020
Thermoplastic elastomer gasket for 53B closure	12/12	712160-0053
Thermoplastic elastomer gasket for 83B closure	5/5	712162-1830
Nalgene replacement closure; white high-density polyethylene		
53B replacement cap with thermoplastic elastomer gasket for large Nalgene bottles or carboys	12/12	712151-0053
Nalgene replacement closure with strap; white polypropylene		
53B replacement closure and strap for Nalgene jerricans	10/10	712240-1053
Nalgene replacement closure, high-density polyethylene		
83B replacement cap with thermoplastic elastomer gasket for large Nalgene bottles or carboys	2/2	712151-0083

Nalgene LDPE Round Carboys

Thermo Scientific™ Nalgene™ Round LDPE Carboys are an ideal choice for storage and transport of reagents.

Key features

- Wide shoulder handles allow for easy pouring and carrying
- Graduated in liters and gallons
- White polypropylene closure
- Accepts 13.5 rubber stopper for alternative sealing method
- Leakproof*



Nalgene LDPE Round Carboys

Nominal capacity	Nominal brim capacity	Closure size	Outer diameter (OD)	Height with closure	No. per pack/case	Cat. No.
10 L (2.5 gal)	12 L (3 gal)	83B	250 mm	389 mm	1/6	2210-0020
15 L (3.75 gal)	17 L (4.5 gal)	83B	285 mm	429 mm	1/4	2210-0040
20 L (5 gal)	22.5 L (5.5 gal)	83B	282 mm	526 mm	1/4	2210-0050
25 L (6.5 gal)	27.5 L (7.3 gal)	83B	287 mm	594 mm	1/4	2210-0065
50 L (13 gal)	54 L (14 gal)	83B	379 mm	668 mm	1/1	2210-0130

Related products	Cat. No.
Nalgene Quick Filling/Venting Closures	2158
Nalgene Filling/Venting Closures	2162
Nalgene Top Works Fluid Transfer Systems	2135

* Our guarantee for a leakproof seal is subject to our standard product warranty, as set forth in the Thermo Fisher Scientific Terms and Conditions of Sale. Our products are leakproof at ambient temperature and pressure when used with their corresponding closures. However, to ensure safe usage, customers are advised to test our containers and closures under conditions of their planned applications. Please contact technicalsupport@thermofisher.com if you need additional information about our products.

Nalgene LDPE Wide-Mouth Carboys with Handles

Thermo Scientific™ Nalgene™ LDPE Wide-Mouth Carboys with Handles have a convenient, large opening for storage and transport of solids and powders.

Key features

- Convenient, wide shoulder handles allow easy carrying and pouring, even with gloved hands
- Graduated in liters and gallons
- Wide-mouth opening promotes ease of cleaning and dispensing, and can accommodate overhead mixers
- White polypropylene closure
- Leakproof*, not autoclavable

Ordering information: For autoclavable wide-mouth carboys, please refer to Cat. No. 2235.



Nalgene LDPE Wide-Mouth Carboys with Handles

Nominal capacity	Nominal brim capacity	Closure size	Outer diameter (OD)	Height with closure	No. per pack/case	Cat. No.
10 L (2.5 gal)	12 L (3 gal)	100-415 mm	250 mm	343 mm	1/6	2234-0020
15 L (4 gal)	17 L (4.5 gal)	100-415 mm	286 mm	389 mm	1/6	2234-0030
20 L (5 gal)	22.5 L (5.5 gal)	100-415 mm	282 mm	483 mm	1/4	2234-0050

* Our guarantee for a leakproof seal is subject to our standard product warranty, as set forth in the Thermo Fisher Scientific Terms and Conditions of Sale. Our products are leakproof at ambient temperature and pressure when used with their corresponding closures. However, to ensure safe usage, customers are advised to test our containers and closures under conditions of their planned applications. Please contact technicalsupport@thermofisher.com if you need additional information about our products.

Nalgene FEP Low Particulate/Low Metals Bottles with Closure

Thermo Scientific™ Nalgene™ Low Particulate/Low Metals Bottles made of Teflon™ FEP with closure feature a narrow mouth and certification to contain less than 20 particles per mL at 0.3 µm and greater.

Each bottle is double bagged under Class 10 laminar flow hoods inside a Class 100 clean room. Composed of FEP, these bottles are excellent for storing high-purity chemicals. Product includes a Certificate of Quality that assures the product has been tested and accepted in accordance with specifications.

Key features

- Certified to particulate and trace metal levels
- Linerless caps provide the ultimate in leakproof* protection without the use of liner that can wrinkle, cause leaks, or contaminate your reagents
- Exhibits flexibility, impact resistance, and excellent visibility of contents for a wide variety of uses in the lab or production environment
- Excellent resistance to chemicals found in laboratories and production environments
- Nonsterile
- Metals certified to microliter (ppb) levels of <0.20 Hg, <0.5 Be, <1.0 As, Cd, Pb, <2.0 Sb, Se, <5.0 Ag, Co, Cr, Cu, Mn, Ti, V, <10 Ba, Ni, Zn, <50 Mg, <75 Al, <100 Ca, Fe, K, Na
- Autoclavable and translucent



Includes: ETFE screw closure.

Note: Completely disengage threads or remove cap before autoclaving.

Nalgene FEP Low Particulate/Low Metals Bottles

Nominal capacity	Closure size	Neck ID	Outer diameter (OD)	Height with closure	No. per pack/case	Cat. No.
125 mL (4 oz)	24 mm	17 mm	46 mm	115 mm	1/6	381600-0004
250 mL (8 oz)	24 mm	17 mm	60 mm	134 mm	1/4	381600-0008
500 mL (16 oz)	28 mm	20 mm	73 mm	166 mm	1/4	381600-0016
1,000 mL (32 oz)	38 mm	26 mm	90 mm	203 mm	1/4	381600-0032

* Our guarantee for a leakproof seal is subject to our standard product warranty, as set forth in the Thermo Fisher Scientific Terms and Conditions of Sale. Our products are leakproof at ambient temperature and pressure when used with their corresponding closures. However, to ensure safe usage, customers are advised to test our containers and closures under conditions of their planned applications. Please contact technicalsupport@thermofisher.com if you need additional information about our products.

Nalgene FEP Narrow-Mouth Bottles with Closure

Thermo Scientific™ Nalgene™ Narrow-Mouth Bottles made of Teflon™ FEP with closure are among the most inert, chemical-resistant, corrosion-resistant containers available.

With outstanding resistance to extreme temperatures and virtually all chemicals, these bottles are ideal for trace metal analysis and applications involving organic solvents. The bottles can be vigorously cleaned in boiling nitric acid and are guaranteed leakproof*.

Key features

- The most inert, chemical-resistant, and corrosion-resistant containers available; ideal for trace metal analysis and applications involving organic solvents
- Withstands rigorous cleaning in boiling nitric acid; temperature range from –105°C to 150°C (–157°F to 302°F) for a wide range of uses including high-purity storage
- Can be autoclaved for sterilization
- Autoclavable, leakproof*, and transparent



Includes: ETFE screw closure.

Note: These bottles cannot withstand gamma irradiation. Completely disengage threads or remove cap before autoclaving.

Nalgene FEP Narrow-Mouth Bottles

Capacity	Closure size	Neck ID	Outer diameter (OD)	Height with closure	No. per pack/case	Cat. No.
30 mL (1 oz)	20 mm	14 mm	32 mm	75 mm	1/8	1600-0001
60 mL (2 oz)	20 mm	14 mm	39 mm	84 mm	1/8	1600-0002
125 mL (4 oz)	24 mm	17 mm	46 mm	115 mm	1/6	1600-0004
250 mL (8 oz)	24 mm	17 mm	60 mm	134 mm	1/4	1600-0008
500 mL (16 oz)	28 mm	20 mm	73 mm	166 mm	1/4	1600-0016
1,000 mL (32 oz)	38 mm	26 mm	90 mm	203 mm	1/4	1600-0032
2,000 mL (64 oz)	38-430 mm	24 mm	121 mm	245 mm	1/2	1600-0064

* Our guarantee for a leakproof seal is subject to our standard product warranty, as set forth in the Thermo Fisher Scientific Terms and Conditions of Sale. Our products are leakproof at ambient temperature and pressure when used with their corresponding closures. However, to ensure safe usage, customers are advised to test our containers and closures under conditions of their planned applications. Please contact technicalsupport@thermofisher.com if you need additional information about our products.

Nalgene PFA Narrow-Mouth Bottles with Closure

Thermo Scientific™ Nalgene™ Narrow-Mouth Bottles made of Teflon™ PFA with closure are among the most temperature-resistant, inert, chemical-resistant, corrosion-resistant containers available.

With outstanding resistance to extreme temperatures and virtually all chemicals, these bottles are ideal for trace metal analysis and applications involving organic solvents. The bottles can be rigorously cleaned in boiling nitric acid and are guaranteed leakproof*.

Key features

- Withstands -270°C to 250°C (-454°F to 482°F)
- Inert to virtually all chemicals except molten alkali metals, fluorine at high temperatures, and complex halogenated compounds at high temperatures and pressures
- Packaged individually
- Autoclavable



Includes: Leakproof*, linerless PFA screw closures.

Note: These bottles cannot withstand gamma irradiation. Completely disengage threads or remove cap before autoclaving.

Nalgene PFA Narrow-Mouth Bottles

Capacity	Closure size	Neck ID	Outer diameter (OD)	Height with closure	No. per pack/case	Cat. No.
30 mL (1 oz)	20 mm	14 mm	32 mm	75 mm	1/8	DS1630-0001
60 mL (2 oz)	20 mm	14 mm	39 mm	84 mm	1/8	DS1630-0002
125 mL (4 oz)	38-430 mm	24 mm	46 mm	127 mm	1/6	1630-0004
250 mL (8 oz)	38-430 mm	24 mm	59 mm	146 mm	1/4	1630-0008
500 mL (16 oz)	38-430 mm	24 mm	72 mm	181 mm	1/4	1630-0016
1,000 mL (32 oz)	38-430 mm	24 mm	90 mm	216 mm	1/4	1630-0032

* Our guarantee for a leakproof seal is subject to our standard product warranty, as set forth in the Thermo Fisher Scientific Terms and Conditions of Sale. Our products are leakproof at ambient temperature and pressure when used with their corresponding closures. However, to ensure safe usage, customers are advised to test our containers and closures under conditions of their planned applications. Please contact technicalsupport@thermofisher.com if you need additional information about our products.

Nalgene FEP Wide-Mouth Bottles with Closure

Thermo Scientific™ Nalgene™ Wide-Mouth Bottles made of Teflon™ FEP with ETFE closures provide excellent temperature and chemical resistance.

With outstanding resistance to extreme temperatures and virtually all chemicals, these bottles are ideal for trace metal analysis and applications involving organic solvents. The bottles can be rigorously cleaned in boiling nitric acid and are guaranteed leakproof*.

Key features

- The most inert, chemical-resistant, and corrosion-resistant containers available; ideal for trace metal analysis and applications involving organic solvents
- Withstands rigorous cleaning in boiling nitric acid; temperature range from –105°C to 150°C (–157°F to 302°F) for a wide range of uses including high-purity storage
- Can be autoclaved for sterilization
- Wide mouth for easy filling
- Autoclavable, leakproof*, and transparent



Includes: ETFE screw closure.

Note: These bottles cannot withstand gamma irradiation. Completely disengage threads or remove cap before autoclaving.

Nalgene FEP Wide-Mouth Bottles

Capacity	Closure size	Neck ID	Outer diameter (OD)	Height with closure	No. per pack/case	Cat. No.
125 mL (4 oz)	33 mm	25 mm	46 mm	117 mm	1/6	2100-0004
250 mL (8 oz)	43 mm	33 mm	59 mm	128 mm	1/4	2100-0008
500 mL (16 oz)	48 mm	38 mm	71 mm	165 mm	1/4	2100-0016
1,000 mL (32 oz)	53 mm	43 mm	91 mm	209 mm	1/4	2100-0032

* Our guarantee for a leakproof seal is subject to our standard product warranty, as set forth in the Thermo Fisher Scientific Terms and Conditions of Sale. Our products are leakproof at ambient temperature and pressure when used with their corresponding closures. However, to ensure safe usage, customers are advised to test our containers and closures under conditions of their planned applications. Please contact technicalsupport@thermofisher.com if you need additional information about our products.

Nalgene Wide-Mouth EP Tox/TCLP Bottle with Closure

Thermo Scientific™ Nalgene™ Wide-Mouth EP Tox/TCLP Bottles made with Teflon™ FEP with PFA-lined closures are ideal to use at high and low temperatures for trace metal analysis and applications with organic solvents.

Offers laboratories a safer alternative to glass.

Key features

- 2.2 L temperature-resistant FEP bottle has wide mouth for large-sized samples
- PTFE resin-lined polypropylene caps included
- Specially designed for US EPA Method 1311: Toxicity Characteristic Leaching Program (TCLP)
- Autoclavable and leakproof*

Includes: Polypropylene screw closure with PFA lining.

Note: This bottle cannot withstand gamma irradiation. Completely disengage threads before autoclaving.



Nalgene Wide-Mouth EP Tox/TCLP Bottle

Capacity	Closure size	Neck ID	Outer diameter (OD)	Height with closure	No. per pack/case	Cat. No.
2.2 L	100 mm	89 mm	119 mm	241 mm	1/2	2101-2200

* Our guarantee for a leakproof seal is subject to our standard product warranty, as set forth in the Thermo Fisher Scientific Terms and Conditions of Sale. Our products are leakproof at ambient temperature and pressure when used with their corresponding closures. However, to ensure safe usage, customers are advised to test our containers and closures under conditions of their planned applications. Please contact technicalsupport@thermofisher.com if you need additional information about our products.


Critical environment products

Clean process products and services are ideal for critical environments—the only thing in your container is what you add

Working within a critical environment such as a clean room necessitates high-quality materials and equipment since contamination can quickly spell disaster for what are typically exceedingly sensitive applications. It is therefore essential that products used in your critical environments, such as plastic bottles, vials, carboys, caps, and other materials, conform to necessary standards of cleanliness.

Didn't find an item in our catalog to fit your needs?

Whether your cleaning needs are for high volumes or smaller quantities, Thermo Scientific™ critical container processing and cleaning services have the flexibility to meet your cleaning requirements.



Recommended for biopharma, vaccine, and quality-control applications

All cleaning services and packaging can be done in our certified class 100/10 clean room with full traceability. Thermo Scientific™ processes available for standard and custom containers include:

- Low particle cleaning
- Depyrogenation
- Chemical cleaning for trace analysis
- Custom sterilization
- Surface modification services
- Custom packaging services
- Class 100/10 cleaning services

To see how easily your custom application can become routine, complete our custom cleaning specification sheet at [thermofisher.com/cleanrequest](https://www.thermofisher.com/cleanrequest) and receive feedback from our customer service specialists.



Particle-Certified Glass Containers

Containers are assembled to contain as few as 5 particles/mL at ≥ 0.5 microns. Assembled with low-shedding polypropylene closures with chemically inert PTFE-faced liners that do not contain adhesives. Both clear and amber glass products are available.

Key features

- Containers and closures cleaned in proprietary HEPA-filtered washing and drying equipment
- Clean packaged in Class 10 HEPA-filtered workstations inside our Class 100 clean room
- Certified to contain as few as 5 particles/mL at ≥ 0.5 μm
- Containers and components to meet USP <788> and other container sizes and materials available as custom options by contacting your sales specialist



Applications

- Sampling for QC
- Pharmaceutical and biotech use

Description	Capacity, oz (mL)	Closure size, mm	Closure liner	OD x H, in.	OD x H, mm	Quantity	Cat. No.
Amber glass wide-mouth bottle with closed-top polypropylene closure (≤ 20 particles/mL at 0.5 μm)	0.5 (15)	28-400	PTFE	1.218 x 1.984	30.93	57	130-005/LP
Clear glass vial with open-top closure, particulate cleaned (≤ 10 particles/mL at 0.5 μm)	1.35 (40)	24-414	PTFE/silicone septa	1.08 x 3.74	27.5 x 95.0	90	140-40C/LP
Amber glass Boston round bottle with open-top closure (≤ 10 particles/mL at 0.5 μm)	2 (60)	20-400	PTFE/silicone septa	1.516 x 3.688	38.50 x 93.66	24	114-060A/LP
Amber glass packer bottle with lined closure (≤ 10 particles/mL at 0.5 μm)	2 (60)	33-400	PTFE	1.75 x 3.00	44.45 x 76.20	24	120-02A/LP
Clear glass Boston round bottle with closed-top closure (≤ 5 particles/mL at 0.5 μm)	4 (125)	24-414	PTFE/silicone	1.875 x 4.375	47.63 x 111.13	12	114-125CT/LP
Amber glass Boston round bottle with closed-top closure (≤ 5 particles/mL at 0.5 μm)	4 (125)	22-400	PTFE/silicone	1.875 x 4.375	47.63 x 111.13	12	114-125A/LP
Amber glass packer bottle with PTFE-lined closure (≤ 10 particles/mL at 0.5 μm)	4 (125)	38-400	PTFE	2.125 x 3.75	53.975 x 95.25	12	120-04A/LP
Clear glass Boston round bottle with closed-top closure (≤ 5 particles/mL at 0.5 μm)	8 (250)	24-414	PTFE/silicone	2.375 x 5.375	60.33 x 136.53	24	114-250C/LP
Amber glass Boston round bottle with closed-top closure (≤ 5 particles/mL at 0.5 μm)	8 (250)	22-400	PTFE/silicone	2.375 x 5.443	60.33 x 138.25	12	114-250A/LP
Amber glass wide-mouth packer bottle with closure (≤ 5 particles/mL at 0.5 μm)	8 (250)	45-400	PTFE	2.563 x 4.688	65.10 x 119.075	12	121-08A/LP
Clear glass jar, wide mouth, with closure (≤ 5 particles/mL at 0.5 μm)	16 (500)	89-400	PTFE	3.578 x 3.781	90.88 x 96.04	12	132-16C/LP
Amber glass Boston round bottle with closure (≤ 5 particles/mL at 0.5 μm)	16 (500)	28-400	PTFE	3.00 x 6.625	76.20 x 168.28	12	113-500A/LP
Amber glass wide-mouth packer bottle with closure (≤ 5 particles/mL at 0.5 μm)	16 (500)	53-400	PTFE	3.172 x 5.75	80.57 x 146.05	12	122-16A/LP
Amber glass Boston round bottle with closure (≤ 5 particles/mL at 0.5 μm)	32 (1,000)	33-430	PTFE/silicone	3.75 x 8.50	95.25 x 215.90	12	112-01A/LP
Clear glass jar, wide mouth, with closure (≤ 5 particles/mL at 0.5 μm)	32 (1,000)	89-400	PTFE	3.75 x 6.69	95.25 x 169.85	12	133-32C/LP
Amber fluorinated glass jug with closure (≤ 10 particles/mL at 0.5 μm)	80 (2,500)	38-430	PTFE/silicone	5.25 x 12.00	133.4 x 305.0	6	110-80A/LP
Amber glass wide-mouth packer bottle with closure (≤ 5 particles/mL at 0.5 μm)	84 (2,500)	70-400	PTFE	5.50 x 9.375	139.70 x 238.13	4	123-80A/LP
Amber glass jug with closure (≤ 5 particles/mL at 0.5 μm)	128 (4,000)	38-430	PTFE/silicone	6.25 x 13.25	158.75 x 336.55	4	111-04A/LP

Class 100/10 Particle–Certified HDPE Bottles

Thermo Scientific™ Particle–Certified HDPE Bottles protect the quality of products or laboratory samples.

HDPE bottles with polypropylene closures are leakproof and suitable for use in sample packaging and may be used with combination packaging for hazardous shipping. Low-metals bottles are double bagged, and low-metals certification includes aluminum, calcium, copper, iron, potassium, magnesium, manganese, sodium, and zinc at <10 ppb each.

Key features

- Produced in our Class 10/100 clean room
- Optional QC documentation available for several trace metals
- Certificate of Analysis provided
- Supplied with polypropylene closure

Applications

- Sampling for stability studies
- Pharmaceutical and biotech use
- Plastic certified to contain as few as 20 particles/mL at $\geq 0.5 \mu\text{m}$



Class 100/10 Particle–Certified HDPE Bottles

Description	Capacity, oz (mL)	Closure size, mm	Liner	OD x H, in. (mm)	No. per case	Cat. No.
HDPE narrow-mouth Nalgene bottle with closure	4 (125)	24-415	NA	2.00 x 4.00 (50.80 x 101.60)	24	156-125W/N/LP
HDPE narrow-mouth Nalgene bottle with closure, low metals	4 (125)	24-415	NA	2.00 x 4.00 (50.80 x 101.60)	24	156-125W/N/LPM
HDPE narrow-mouth Nalgene bottle with closure	8 (250)	24-415	NA	2.50 x 5.25 (63.50 x 133.35)	24	157-250W/N/LP
HDPE narrow-mouth Nalgene bottle with closure	32 (1,000)	38-430	NA	3.625 x 8.50 (92.08 x 215.90)	12	150-01W/N/LP
HDPE narrow-mouth Nalgene bottle with closure, low metals	32 (1,000)	38-430	NA	3.625 x 8.50 (92.08 x 215.90)	12	150-01W/N/LPM

Total Organic Carbon–Certified Vials

These low-level certified vials are intended for total organic carbon (TOC) testing and sampling. Several sizes of containers are available, including the popular 40 mL autosampler vials that are cleaned, certified, and ready to use. Use these vials to simplify and reduce the cost of cleaning validations.

Key features

- Low background perfect for preparation and storage of standards
- Each lot tested and certified to contribute <10 or <20 ppb TOC background

Applications

- USP Method <643> testing
- Offline and grab sampling of high-purity water



40 mL vials fit most automated TOC instruments

Total Organic Carbon–Certified Vials

Description	Capacity, oz (mL)	Closure size, mm	Liner	OD x H, in.	OD x H, mm	Quantity	Cat. No.
Screw thread glass tube (round bottom) silanized 16 x 125 (certified for <20 ppb for TOC)	0.6 (18)	15-425	PTFE/silicone septa	0.563 x 5.00	14.30 x 127.0	255	CT18-TOC
Screw thread glass tube (round bottom) silanized with closure 16 x 125 (certified for <10 ppb for TOC)	0.6 (18)	15-425	PTFE/silicone septa	0.563 x 5.00	14.30 x 127.0	255	CT18-TOC/LL
Clear glass flat-bottom tube with closure 18 x 100 (<20 ppb for TOC)	0.58 (17)	15-425	PTFE/silicone septa	0.699 x 3.937	17.75 x 100.0	200	SCT-18100/TOC
30 mL polysulphone tube with closure, TOC cleaned only, no Certificate of Analysis (COA)	1 (30)	20-400	PTFE/silicone septa	1.02 x 3.74	26 x 95	100	3115-OTWS-2
24-414 polypropylene cap, TOC cleaned only, no COA	NA	24-414	PTFE/silicone septa	NA	NA	72	24-414/TS/WS-2
Clear glass vial with closure, dust covers (certified for <20 ppb for TOC)	1.35 (40)	24-414	PTFE/silicone septa	1.083 x 3.740	27.50 x 95.00	72	40C-TOC
Amber glass vial with closure, dust covers (certified for <10 ppb for TOC)	1.35 (40)	24-414	PTFE/silicone septa	1.083 x 3.740	27.50 x 95.00	144	40A-TOC/DB/LL
Clear glass vial with closure, dust covers (certified for <20 ppb for TOC)	1.35 (40)	24-414	PTFE/silicone septa	1.083 x 3.740	27.50 x 95.00	144	40C-TOC/DB
Clear glass vial with closure, dust covers (certified for <10 ppb for TOC)	1.35 (40)	24-414	PTFE/silicone septa	1.083 x 3.740	27.50 x 95.00	144	40C-TOC/DB/LL
Clear glass vial (certified for <10 ppb for TOC)	1.35 (40)	24-414	PTFE/silicone septa	1.125 x 3.75	28.58 x 95.25	72	40C-TOC/LL
Amber glass Boston round bottle with closed-top closure (certified for <20 ppb TOC)	4 (125)	22-400	PTFE/silicone	1.875 x 4.375	47.63 x 111.13	12	S114-125A/TOC
Amber glass Boston round bottle with open-top polypropylene closure (certified for <20 ppb TOC)	8 (250)	24-414	PTFE/silicone septa	2.359 x 5.368	59.92 x 136.35	12	S114-250A/TOC
Clear glass Boston round bottle with open-top polypropylene closure (certified for <20 ppb TOC)	8 (250)	24-414	PTFE/silicone septa	2.359 x 5.368	59.92 x 136.35	24	S114-250C/TOC
Clear glass Boston round bottle with closed-top closure (certified for <20 ppb TOC)	32 (1,000)	33-400	PTFE	3.797 x 8.531	96.44 x 216.69	12	1000C/TOC
Amber glass Boston round bottle with closed-top closure (certified for <20 ppb TOC)	32 (1,000)	33-430	PTFE	3.797 x 8.531	96.44 x 216.69	12	1000A/TOC

Total Organic Carbon Water

Thermo Scientific™ high-purity specialty water is low in organic and inorganic impurities at the time of packaging.

Processing includes reverse osmosis, activated carbon, and ultraviolet TOC reduction. Certified to down to 50 ppb. Use for sample and standard dilutions, lab blank determination, and equipment rinsing.

Key features

- Exceeds 17 megaohm resistivity
- Filtered through 0.1 µm hydrophobic membrane filters

Applications

- Sample and standards dilution
- Lab blank determination
- Equipment rinsing



Total Organic Carbon Water

Description	Capacity, oz (mL)	Closure size, mm	Liner	OD x H, in. (mm)	No. per case	Cat. No.
Amber glass bottle with closure (filled)	32 (1,000)	33-430	PTFE/silicone	3.70 x 8.10 (93.98 x 205.74)	12	112-01A/CTOC
Amber jug with closure (filled)	128 (4,000)	38-430	PTFE/silicone	6.25 x 13.25 (158.75 x 336.55)	4	111-04A/C-TOC

Depyrogenated Glass Containers

Thermo Scientific™ Depyrogenated Glass Containers are specially prepared to meet endotoxin levels of 0.06 EU/mL. Reduce the need to invest in expensive capital equipment with ready-to-use depyrogenated glassware in a wide variety of sizes and configurations.

Key features

- Cleaning and packaging performed in our Class 100/10 clean room
- Endotoxin levels surpass USP Water for Injection (0.25 EU/mL)
- Certificate of Analysis provided



Applications

- Packaging and storing articles that will be terminally sterilized
- Storage of laboratory reagents and media
- Sample storage
- Water sampling

Depyrogenated Glass Containers

Description	Capacity, oz. (mL)	Closure size, mm	Liner	OD x H (in.)	OD x H (mm)	Qty	Cat. No.
Clear glass vial with urea closure	0.12 (4)	13-425	PTFE	0.583 x 1.772	14.8 x 45.00	72	23-CTP4/PF
Clear glass vial with closed-top black polypropylene closure	0.68 (20)	24-400	PTFE/silicone	1.083 x 2.244	27.50 x 57.00	72	139-20C/CT/LP/PF
Clear glass wide-mouth straight-side jar with closure	2 (60)	53-400	PTFE	2.2 x 1.9	55.88 x 48.26	24	130-02C/PF
Amber glass wide-mouth jar with closure	2 (60)	33-400	PTFE	1.75 x 2.968	44.45 x 75.39	24	C20-02A/PF
Amber glass wide-mouth straight-side short jar with closure	4 (125)	58-400	PTFE	2.25 x 2.75	57.15 x 69.85	24	130-04A/PF
Clear glass wide-mouth straight-side short jar with closure	4 (125)	58-400	PTFE	2.359 x 2.702	59.92 x 68.63	24	130-04C/PF
Clear glass wide-mouth tall jar with closure	4 (125)	48-400	PTFE	2.00 x 4.00	50.80 x 101.60	24	130-04C/TL/PF
Amber glass wide-mouth packer bottle with closure	4 (125)	38-400	PTFE	2.125 x 3.75	53.98 x 95.25	24	C20-04A/PF
Amber glass wide-mouth packer bottle with closure	8 (250)	45-400	PTFE	2.563 x 4.688	65.100 x 119.075	12	121-08A/PF
Amber glass wide-mouth straight-side jar	8 (250)	70-400	PTFE	2.875 x 3.5	73.03 x 88.90	24	131-08A/PF
Clear glass wide-mouth straight-side jar	8 (250)	70-400	PTFE	2.875 x 3.5	73.03 x 88.90	24	131-08C/PF
Amber glass wide-mouth packer bottle with closure	16 (500)	53-400	PTFE	3.172 x 5.75	80.57 x 146.05	12	122-16A/PF
Clear glass wide-mouth straight-side jar	16 (500)	89-400	PTFE	3.578 x 3.781	98.87 x 90.88	12	132-16C/PF
Amber glass wide-mouth packer bottle with closure	32 (1,000)	53-400	PTFE	3.89 x 7.00	98.81 x 177.8	12	123-32A/PF
Clear glass wide-mouth bottle with closure	32 (1,000)	89-400	PTFE	3.75 x 6.687	95.25 x 169.85	12	133-32C/PF
Amber glass wide-mouth packer bottle with closure	40 (1,200)	70-400	PTFE	7.500 x 4.125	190.50 x 104.78	24	123-40A/PF
Clear glass wide-mouth bottle	64 (2,000)	83-400	PTFE	5.00 x 8.50	127.00 x 215.90	6	117-2L/PF
Amber glass wide-mouth packer bottle with closure	84 (2,500)	70-400	PTFE	5.50 x 9.375	139.70 x 238.13	4	123-80A/PF
Clear glass wide-mouth bottle	128 (4,000)	110-400	PTFE	6.145 x 9.953	156.08 x 252.81	4	117-4L/PF

Depyrogenated Sterile Vials

Thermo Scientific™ Depyrogenated Sterile Vials are available in sizes from 1 mL to 100 mL. Sterile vials are Type 1 borosilicate, assembled with butyl stoppers and aluminium seals.

Key features

- Suitable for the same applications as Depyrogenated Glass Containers, but where an aseptic protocol is required
- Certificate of Sterility and Pyrogen Test included with each lot



Depyrogenated Sterile Vials

Description	Capacity, oz (mL)	Closure size, mm	Closure liner	OD x H (in.)	OD x H (mm)	Qty	Cat. No.
Clear glass vial preassembled with stopper and aluminum crimp seal	0.068 (2)	13	Butyl rubber stopper	0.63 x 1.378	16 x 35	100	ST2-13
Amber glass vial preassembled with stopper and aluminum crimp seal	0.068 (2)	13	Butyl rubber stopper	0.63 x 1.378	16 x 35	100	ST2-13A
Clear glass vial preassembled with stopper and aluminum crimp seal	0.17 (5)	20	Butyl rubber stopper	0.781 x 1.50	19.84 x 38.10	50	ST5-20
Amber glass vial preassembled with stopper and aluminum crimp seal	0.17 (5)	20	Butyl rubber stopper	0.781 x 1.50	19.84 x 38.10	50	ST5-20A
Clear glass vial preassembled with stopper and aluminum crimp seal	0.34 (10)	20	Butyl rubber stopper	0.813 x 2.00	20.65 x 50.80	50	ST10-20
Amber glass vial preassembled with stopper and aluminum crimp seal	0.34 (10)	20	Butyl rubber stopper	0.813 x 2.00	20.65 x 50.80	50	ST10-20A
Clear glass vial preassembled with stopper and aluminum crimp seal	0.68 (20)	20	Butyl rubber stopper	0.969 x 2.313	24.61 x 58.75	50	ST20-20
Clear glass vial preassembled with stopper and aluminum crimp seal	1.014 (30)	20	Butyl rubber stopper	1.313 x 2.50	33.35 x 63.50	50	ST30-20
Amber glass vial preassembled with stopper and aluminum crimp seal	1.014 (30)	20	Butyl rubber stopper	1.313 x 2.50	33.35 x 63.50	50	ST30-20A
Clear glass vial preassembled with stopper and aluminum crimp seal	1.7 (50)	20	Butyl rubber stopper	1.50 x 2.688	38.1 x 68.28	50	ST50-20
Amber glass vial preassembled with stopper and aluminum crimp seal	1.7 (50)	20	Butyl rubber stopper	1.50 x 2.688	38.1 x 68.28	50	ST50-20A
Clear glass vial preassembled with stopper and aluminum crimp seal	3.4 (100)	20	Butyl rubber stopper	1.75 x 3.75	44.45 x 95.25	50	ST100-20
Amber glass vial preassembled with stopper and aluminum crimp seal	3.4 (100)	20	Butyl rubber stopper	1.75 x 3.75	44.45 x 95.25	50	ST100-20A

Silanized Glassware Products

Deactivated sites on the surface of the glass allow for maximum recovery of trace analytes. The Thermo Scientific™ line of ready-to-use silanized vials and culture tubes save valuable time and minimize costs when performing quantitative analysis or storing materials. Use for trace organic analysis, processing of materials prone to glass adhesion, or extraction glassware needs.

Key features

- Barrier coating provides protection against alkalinization of stored materials
- Save valuable personnel time and minimize waste costs
- Certificate of conformance included



Silanized Glassware Products

Description	Capacity, oz (mL)	Closure size, mm	Liner	OD x H (in.)	OD x H (mm)	Qty	Cat. No.
Amber glass vial with screw-thread closure	0.068 (2)	8-425	PTFE/silicone	0.472 x 1.26	11.99 x 32.00	100	SAA-SV2-2
Clear glass vial with closed-top closure	0.068 (2)	8-425	PTFE	0.472 x 1.26	11.99 x 32.00	100	SCA-SV2-2
Amber glass vial with closed-top closure	0.068 (2)	8-425	PTFE	0.472 x 1.26	11.99 x 32.00	100	SCA-SV2-CT
Amber glass vial with closure	0.12 (4)	13-425	PTFE/foam	0.583 x 1.772	14.80 x 45.00	100	EP608154-S
Amber glass vial with closed-top closure	0.12 (4)	13-425	PTFE	0.583 x 1.772	14.80 x 45.00	100	SAA-SV4-2
Clear glass vial with closed-top closure	0.12 (4)	13-425	PTFE	0.583 x 1.772	14.80 x 45.00	100	SCA-SV4-2
Amber glass vial with closure	0.27 (8)	15-425	PTFE/foam	0.669 x 2.362	16.99 x 59.99	100	EP608158-S
Amber glass vial with solid closed-top septa closure	0.68 (20)	24-414	PTFE/silicone	1.083 x 2.244	27.50 x 57.00	72	C39-20A/CT-S
Clear glass vial with solid closed-top septa closure	0.68 (20)	24-414	PTFE/silicone	1.083 x 2.244	27.50 x 57.00	72	C39-20C/CT-S
Amber glass Boston round bottle with black closure	32 (1,000)	33-430	PTFE	3.797 x 8.531	96.44 x 216.69	12	212-01A-S
Amber vial with closed-top polypropylene closure	0.68 (20)	24-414	PTFE/silicone	1.125 x 2.25	28.60 x 57.15	72	239-20A/CT-S

Silanized Disposable Culture Tubes, Type 1 borosilicate glass*

Clear glass culture tubes 12 x 75 (closures are not included)	0.20 (6)	NA	NA	0.47 x 2.95	12 x 75	1,000	CTS-1275
Screw-thread glass tube 13 x 100 (closures are not included)	0.27 (8)	13-415	NA	0.51 x 3.94	13 x 100	1,000	STT-13100-S
Clear glass culture tubes 13 x 100 (closures are not included)	0.34 (10)	NA	NA	0.51 x 3.94	13 x 100	1,000	CTS-13100
Screw-thread glass tube 16 x 100 (closures are not included)	0.41 (12)	15-415	NA	0.63 x 3.94	16 x 100	1,000	STT-16100-S
Clear glass culture tubes 16 x 100 (closures are not included)	0.51 (15)	NA	NA	0.63 x 3.94	16 x 100	1,000	CTS-16100
Screw-thread glass tube 16 x 125 (closures are not included)	0.54 (16)	15-415	NA	0.63 x 4.92	16 x 125	1,000	STT-16125-S
Clear glass culture tubes 16 x 125 (closures are not included)	0.64 (19)	NA	NA	0.63 x 4.92	16 x 125	1,000	CTS-16125-2

* Type 1 borosilicate glass tubes sold 1,000 per case, 250 per inner pack.

Adherent cell culture systems

When it comes to producing consistent-quality vaccines and biologics designed to improve and save lives, nobody can do it alone. We have the hands-on expertise to help you accelerate productivity and ease the burden of regulatory compliance. With a comprehensive range of adherent cell production and storage solutions, a global supply chain, and commitment to service and support, we're with you every step of the way.

Perfect your cell culture processes at every stage, from research and process development to large-scale biomanufacturing. The quality of our Thermo Scientific™ Nunc™ production cell culture platforms, including Nunc Cell Factory™ systems and Nunc™ roller bottles, reflects the rigorous standards that have made us the world's leading provider of cell culture products.

Cell Factory systems and accessories

Scale up production of vaccines, monoclonal antibodies, or pharmaceuticals. Nunc Cell Factory systems are compact, multilayer, single-use adherent cell culture systems designed to meet the needs of scale-up and production of your products.

Cell Factory automation equipment

Supports the use of aseptic methods for fluid handling relating to filling, inoculation, feeding, and harvesting of the Nunc Cell Factory system. These accessories enable the further development of applications requiring a more closed cell culture system, reducing the number of open interventions.


Roller bottles

Developed for applications such as industrial-scale production of vaccines, monoclonal antibodies, and biotherapeutics, Nunc roller bottles provide the reliability that you demand for all your cell growth needs.

We offer an unmatched portfolio of Nunc roller bottles. The choice is yours with options available in both polystyrene (PS) and polyethylene terephthalate (PETG) with smooth and expanded surface formats, enabling you to find the optimal substrate for your cell culture.

Find out more at

thermofisher.com/cellfactory



Standard Nunc Cell Factory systems

The standard Thermo Scientific™ Nunc™ Cell Factory™ system is the proven solution for large-scale production of cells, vaccines, and therapeutic proteins—with the same growth kinetics as laboratory-scale cell culture products.

Available in 1-, 2-, 4-, 10-, and 40-tray versions, the ports of the standard Cell Factory system make it easy to customize and create a closed system with the use of custom tubing assemblies that facilitate venting, filling, and harvesting.

Key features

- Constructed of polystyrene and assembled without use of adhesives or solvents
- Ideal for adherent cells
- Boost production efficiency with more surface area in a small footprint
- Reduce contamination risks with a closed system
- Experience faster results and lot-to-lot consistency
- Certified Thermo Scientific™ Nunc™ Nunclon™ Delta surface ensures consistent growth, layer to layer



Standard Cell Factory systems

Sterile polystyrene chambers with Thermo Scientific™ Nunclon™ Delta surface.

No. of layers	Cell culture area	Nominal dimensions (L x W x H)	Quantity	Cat. No.
1	632 cm ²	335 x 205 x 35 mm (13.2 x 8.1 x 1.4 in.)	Case of 8	165250
2	1,264 cm ²	335 x 205 x 53 mm (13.2 x 8.1 x 2.1 in.)	Case of 6	167695
4	2,528 cm ²	335 x 205 x 87 mm (13.2 x 8.1 x 3.4 in.)	Case of 10	140004
10	6,320 cm ²	335 x 205 x 190 mm (13.2 x 8.1 x 7.5 in.)	Case of 2	164327
10	6,320 cm ²	335 x 205 x 190 mm (13.2 x 8.1 x 7.5 in.)	Case of 6	170009
40	25,280 cm ²	335 x 205 x 698 mm (13.2 x 8.1 x 27.5 in.)	Case of 2	139446

Each Nunc Cell Factory system includes a set of:

White Tyvek™ filter adaptor caps (Cat. No. 167525)



Port cover caps, blue (Cat. No. 170615)




Nunc EasyFill Cell Factory systems

The Thermo Scientific™ Nunc™ EasyFill™ Cell Factory™ system is a single-use system with a large, vented screw closure and versatile port design for pouring and aseptic filling.

To get started, simply pour the media directly into the large opening of the EasyFill Cell Factory system. The linear, multilayer format promotes easy scalability and is ideal for both research and commercial-scale cell culture applications.

Key features

- Constructed of polystyrene and assembled without use of adhesives or solvents
- Save valuable space; each 10-layer system holds the equivalent of 36 T-175 flasks
- Enhance productivity with 5x faster fill and empty times compared to T-175 flasks
- Achieve fast start-up; no accessories required with Nunc EasyFill Cell Factory systems
- Certified Nunc Nunclon Delta surface ensures consistent growth layer to layer, lot to lot



Nunc EasyFill Cell Factory systems

Sterile polystyrene chambers with Nunclon Delta surface.

No. of trays	Cell culture area	Nominal dimensions (L x W x H)	Quantity	Cat. No.
1	632 cm ²	335 x 205 x 35 mm (13.2 x 8.1 x 1.4 in.)	Case of 6	140000
2	1,264 cm ²	335 x 205 x 53 mm (13.2 x 8.1 x 2.1 in.)	Case of 6	140250
4	2,528 cm ²	335 x 205 x 87 mm (13.2 x 8.1 x 3.4 in.)	Case of 4	140360
10	6,320 cm ²	335 x 205 x 190 mm (13.2 x 8.1 x 7.5 in.)	Case of 2	140400
10	6,320 cm ²	335 x 205 x 190 mm (13.2 x 8.1 x 7.5 in.)	Case of 6	140410
40	25,280 cm ²	335 x 205 x 698 mm (13.2 x 8.1 x 27.5 in.)	Case of 2	140440

Nunc High-Density Cell Factory systems

Thermo Scientific™ Nunc™ High-Density Cell Factory™ systems offer 30% more surface area and yield* than the standard Cell Factory system or similar multitrayer systems for adherent cell culture. The economic benefits of these high-density systems are immediate with impacts across many functions of an organization, as they enable end users to optimize their manufacturing footprint, reduce labor and material usage, and increase cell culture yield.

Key features

- **Increase yield**—30% more surface area and yield* all within the standard Cell Factory system footprint
- **Enhance productivity**—increase labor and handling efficiencies by achieving more output in a single process
- **Improve process economics**—increase manufacturing capacity without capital investment
- **Seize environmental opportunities**—consume less and reduce your decontamination and waste disposal costs
- **Maintain current protocols**—constructed of polystyrene chambers and assembled without use of adhesives or solvents

* The increase in yield may vary depending on the type of cells cultured.



Nunc High Density Cell Factory systems

Sterile polystyrene chambers with Nunclon Delta surface.

No. of layers	Cell culture area	Nominal dimensions (L x W x H)	Quantity	Cat. No.
3	1,896 cm ²	333 x 204 x 54 mm (13.1 x 8.0 x 2.1 in.)	Case of 4	169160
13	8,216 cm ²	333 x 204 x 186 mm (13.1 x 8.0 x 7.3 in.)	Case of 3	169118
52	32,864 cm ²	333 x 204 x 698 mm (13.1 x 8.0 x 27.5 in.)	Case of 1	169102

Nunc Cell Factory accessories

Thermo Scientific™ Nunc™ Cell Factory™ accessories support the use of aseptic methods for fluid handling relating to filling, inoculation, feeding, and harvesting procedures of the Nunc Cell Factory system. These accessories enable the further development of applications requiring a more closed cell culture system, reducing the number of open interventions.

Key features

- Connect media bag or tubing set to any Nunc Cell Factory system for enhanced aseptic connectivity for filling and harvesting
- Prevent buildup of back pressure during filling
- Venting options provide additional air venting when filling and harvesting by gravity or with a peristaltic pump



Cat. No.	146008	147074	140067	140080	140815	140817
Description	Nunc EasyFill replacement vent caps	Nunc EasyFill vent/close cap	1.0 µm air vent filter assembly	0.22 µm air vent filter assembly	Tubing set with female MPC connector	Feed tubing set with male MPC connector
Material	HDPE	HDPE	HDPE closure	HDPE closure	–	–
Gamma irradiated	Yes	Yes	Yes	Yes	Yes	Yes
Quantity	Case of 10	Case of 100	Case of 2	Case of 2	Case of 2	Case of 2



Cat. No.	140099	173250	167525	170615	179553
Description	Nunc Cell Factory connector	Nunc Cell Factory connector (autoclavable)	White Tyvek filter adaptor cap	Port cover cap, blue	Individual 1.0 µm air vent filter
Material	PC	FEP	HDPE	HDPE	–
Gamma irradiated	No	No	Yes	Yes	Yes
Quantity	10 Cases of 10	2 Cases of 2	Case of 20	2 Cases of 40	Case of 10

Nunc Automated Cell Factory Manipulator


The Nunc Automated Cell Factory Manipulator is a high-quality, fully programmable system that automates the handling of Nunc Cell Factory systems. Keep your proven adherent cell culture practices and simplify your scale-up to achieve consistent and reliable results. Designed for use in clean room environments and compatible with closed system workflows, all functions can be activated by the touch of a button.

Features

- Can handle twelve 10-layer or four 40-layer standard Nunc Cell Factory systems (twelve 13-layer or four 52-layer Nunc High Density Cell Factory systems)*
- Standard safety light curtain
- All visible components made of 316L stainless steel for easy cleaning
- Comes with 29 modifiable preinstalled programs and can store up to 36 different programs
- Programs to help automate filling, washing, emptying, trypsinizing, and harvesting steps of Nunc Cell Factory systems
- Optional Process Field Bus (PROFIBUS) data interface
- Can be part of a closed system workflow
- Compatible with many “sensitive” cell lines

Consumables customization

Nunc Cell Factory systems can be configured with tubing sets/manifolds to enable a closed system workflow that works seamlessly with the Nunc Automated Cell Factory Manipulator. These tubing sets are customized to your specific needs through our configuration service.



Required accessories

- A. Nunc Cell Factory systems (CF10/40 or HDCF13/52)
- B. Nunc Cell Factory racks and carts
- C. Tube sets and filter assemblies
- D. Peristaltic pump
- E. Thermo Scientific™ Nalgene™ Carboys, BPEs, or other containers

Specifications

Footprint (W x D x H)	206.8 x 179 x 194.4 cm (max) 81.4 x 70.47 x 76.54 in. (max)
Construction	1.4404 (AISI 316L) stainless steel
Unit weight	1,050 kg (2,314.9 lb)
Load capacity	>200 kg (>440.9 lb)
Rated voltage	208–400 V, triple phase, 50/60 Hz**
Current draw	6.5–15.5 A (each phase)
Connected load	4.5–5.6 kVA
Declaration of conformity	
Machinery directive	2006/42/EC
Electromagnetic compatibility directive	2014/30/EC

Nunc Automated Cell Factory Manipulator

Description	Cat. No.
Nunc Automated Cell Factory Manipulator Gen 10, with safety light curtain and membrane foil keypad, 3N/PE, 400 V, 50/60 Hz	120288
Nunc Automated Cell Factory Manipulator Gen 10, with safety light curtain and membrane foil keypad, 3N/PE, 208 V, 50/60 Hz	120405

* A simple component adjustment is needed for use with Nunc High Density Cell Factory systems.

** Other voltages on request.

Nunc Cell Factory Shaker System

The Nunc Cell Factory Shaker System offers a high-quality, automated solution for the consistent detachment of especially adherent cells from Nunc Cell Factory systems. It eliminates the need for shaking and pounding, supporting workflow dependability and efficiency.

Features

- Can handle twelve 10-layer or four 40-layer standard Nunc Cell Factory systems (twelve 13-layer or four 52-layer Nunc High Density Cell Factory systems)
- Performs a continuous, horizontal accelerated and decelerated movement
- Programmable shaking time
- Shaking frequency can be adjusted between 0 and 2 Hz
- All visible components made of 304L stainless steel for easy cleaning
- Standard safety light curtain
- Can be part of a closed system workflow



Specifications

Footprint (W x D x H)	170.6 x 59 x 128.2 cm 67.2 x 23.2 x 50.5 in.
Construction	1.4301 (AISI 304L) stainless steel
Unit weight	650 kg (1,433.0 lb)
Load capacity	>125 kg (275.6 lb)
Rated voltage	208–240 V, single phase, 50/60 Hz
Rated power	1 kVA
Current draw	4.3 A
Connected load	1.0 kVA

Declaration of conformity

Machinery directive	2006/42/EC
Electromagnetic compatibility directive	2104/30/EC

Nunc Cell Factory Shaker System

Description	Cat. No.
Nunc Cell Factory Shaker, Gen 2, 208–240 V, 50/60 Hz, single phase	132849
Nunc Cell Factory racks and carts	
Side Loading Rack with Cart for 40-layer Nunc Cell Factory systems and 52-layer Nunc High Density Cell Factory systems	140503
Side Loading Rack with Cart for 10-layer Nunc Cell Factory systems and 13-layer Nunc High Density Cell Factory systems	140504
Retrofit Clamping Kit for Racks for Use with Shaker	120289

Nunc Cell Factory Incubator

Achieve process consistency with Nunc Cell Factory Incubators. Mitigate the risk of spillage from moving full cell factories. The convenient floor-level height of the shelves makes it easy to load and unload carts. Designed to seamlessly accommodate four racks of 10-layer or 40-layer Nunc Cell Factory systems.

Features

- Can handle forty-eight 10-layer or sixteen 40-layer standard Nunc Cell Factory systems (forty-eight 13-layer or sixteen 52-layer Nunc High Density Cell Factory systems)
- Available with and without CO₂ control (0–20% CO₂)
- Optional CO₂ sensor with infrared technology
- Equipped with warning and alarm systems
- Temperature control from 7°C to 50°C
- Incubator cabinet and interior made of stainless-steel grade 316L for easy cleaning
- Can be part of a closed system workflow



Specifications

Footprint (W x D x H)	186 x 118.5 x 148.9 cm 73.23 x 46.65 x 58.62 in.
Construction	1.4404 (AISI 316L) stainless steel
Unit weight	600 kg (1,322.8 lb)
Load capacity	600 kg (1,322.8 lb)
Rated voltage	208–240 V, single phase, 50/60 Hz
Rated power	1.25 kVA at 230 V
Current draw	5.4 A at 230 V
Range	7°C above ambient to 50°C
Uniformity	±0.6°C at 37°C
Power consumption	320 Wh/h at 37°C operation

Declaration of conformity

Machinery directive	2014/35/EC
Electromagnetic compatibility directive	2014/30/EC

Nunc Cell Factory Incubators

Description	Cat. No.
Nunc Cell Factory Incubator, Gen 5, 208–240 V, 50/60 Hz, single phase	120100
Nunc Cell Factory Incubator, with CO ₂ control, Gen 5, 208–240 V, 50/60 Hz, single phase	120300
Related products	
Side Loading Rack with Cart for 40-layer Nunc Cell Factory systems and 52-layer Nunc High Density Cell Factory systems	140503
Side Loading Rack with Cart for 10-layer Nunc Cell Factory systems and 13-layer Nunc High Density Cell Factory systems	140504

Nunc Cell Factory racks and carts

Easily store and transport Nunc Cell Factory systems safely and efficiently using Nunc Cell Factory racks and carts. Each rack can hold up to four Nunc Cell Factory 40-layer systems or twelve Nunc Cell Factory 10-layer systems. Racks and carts are designed to integrate perfectly with all Nunc Cell Factory equipment, adding consistency to and streamlining your process.

Features

- Can handle twelve 10-layer or four 40-layer standard Nunc Cell Factory systems (twelve 13-layer or four 52-layer Nunc High Density Cell Factory systems)
- Optional tubing clamp for 13.5 mm or 16 mm OD tubing
- Designed for use in clean room environments
- Side-loading design for easy loading and unloading
- Made of 316L stainless steel for easy cleaning
- Movable rack designed to come off from cart and interact seamlessly with other Nunc Cell Factory equipment
- Nunc Cell Factory 40-layer carts can accommodate other layered adherent cell culture systems
- Nunc Cell Factory 10-layer carts can be customized to accommodate other layered adherent cell culture systems



Specifications

Footprint (W x D x H)	103.5 x 36 x 96.6 cm 40.7 x 14.2 x 38 in.
Construction	1.4404 (AISI 316L) stainless steel
Unit weight	65 kg (143.3 lb)
Load capacity	60 kg (12 10-layer Cell Factory systems) 80 kg (4 10-layer Cell Factory systems)

Integrates with:

- Nunc Cell Factory Incubator
- Nunc Automated Cell Factory Manipulator
- Nunc Cell Factory Shaker System
- Nunc Cell Factory hand manipulators
- Fluid transfer assemblies

Nunc Cell Factory Racks and Carts

Description	Cat. No.
Side Loading Rack with Cart for 40-layer Nunc Cell Factory systems and 52-layer Nunc High Density Cell Factory systems	140503
Side Loading Rack with Cart for 10-layer Nunc Cell Factory systems and 13-layer Nunc High Density Cell Factory systems	140504
Retrofit Clamping Kit for Racks for Use with Shaker	120289

Nunc Cell Factory hand manipulator systems

Thermo Scientific™ Nunc™ Cell Factory™ hand manipulators are designed for the safe and efficient handling of individual 10- and 40-layer Cell Factory systems. Constructed of quality stainless steel, they are ideal for clean room environments. The Thermo Scientific™ Nunc™ Cell Factory™ 40 hand manipulator is mobile and includes a foot brake for safe placement. The Thermo Scientific™ Nunc™ Cell Factory™ 10 hand manipulator is compact and ideal for use within in a biosafety cabinet.

Specifications

10-layer

Footprint (W x D x H) 30.3 x 55.7 x 36.6 cm
11.9 x 21.9 x 14.4 in.

Construction 1.4301 (AISI 304L) stainless steel

Unit weight 9.5 kg (20.9 lb)

40-layer

Footprint (W x D x H) 76.5 x 67 x 135.2 cm (max)
30.1 x 26.4 x 53.2 in. (max)

Construction 1.4301 (AISI 304L) stainless steel

Unit weight 27 kg (59.5 lb)



40-layer Nunc Cell Factory hand manipulator system

Nunc Cell Factory hand manipulator system

Description	Cat. No.
Nunc 10-layer Cell Factory Hand Manipulator System	132752
Nunc 40-layer Cell Factory Hand Manipulator System	176953

Nunc PS Roller Bottles

Thermo Scientific™ Nunc™ PS Roller Bottles provide reliability and reproducibility necessary for laboratory- and industrial-scale applications, including vaccines, cell culture expansion, and the production of other biologics. Minimize validation of cell culture scale-up processes from plates to flasks to roller bottles by choosing a family of products that utilize polystyrene materials.

Key features

- Constructed of polystyrene with high-density polyethylene closures
- One-piece seamless design reduces possibility of leaking through a seam
- Shallow and deep indents at bottom make the roller bottle excellent for both manual and automated handling
- Noncytotoxic; USP <87>, USP Class VI, and USP <85> endotoxin compliance
- Vertical pleat orientation facilitates emptying and reduces retention of product
- Roller bottles are cell culture treated for consistent, reliable cell attachment
- Gamma sterilized to 10⁻⁶ SAL



Nunc PS Roller Bottles

Description	Surface area, cm ²	No. per pack	No. per case	Cat. No.
Roller bottle, smooth surface, vented	850	2	20	181702
		20	20	182702
Roller bottle, smooth surface	850	20	20	182720
		20	20, double bagged	182744
EZ roller bottle, smooth surface, shallow indent, vented	850	2	20	183302
EZ roller bottle, smooth surface, deep indent, vented	850	2	20	183902
EZ roller bottle, smooth surface, shallow indent	850	2	20	184302
		20	20, double bagged	184344
EZ roller bottle, smooth surface, deep indent	850	2	20, double bagged	184902
		20	20	184920
Roller bottle, pleated surface, vented	1,450	20	20, double bagged	141744
		20	20	142720
Roller bottle, pleated surface	1,450	20	20, double bagged	142744

Nunc PETG Roller Bottles

Thermo Scientific™ Nunc™ PETG Roller Bottles increase cell expansion and product yield without the need to purchase additional production equipment or increase labor.

For laboratory- and industrial-scale applications including vaccines, cell culture expansion, and the production of other biologics.

Key features

- Molded of durable, virtually unbreakable PETG, offering the safest roller bottle solution on the market today
- Can be frozen down to -40°C ; supports freeze/thaw cell release methods, reducing reliance on trypsin
- Gamma sterilized to 10^{-6} SAL
- Quick-action HDPE ergonomic closure reduces wrist strain and increases productivity
- Noncytotoxic; USP <87>, USP Class VI, and USP <85> endotoxin compliance



Nunc PETG Roller Bottles

Description	Surface area, cm ²	No. per pack	No. per case	Cat. No.
Roller bottle, smooth surface	1,050	5	20	1060-05
		20	20	1060-20
Roller bottle, smooth surface, vented	1,050	5	20	1060-85
Roller bottle, pleated surface	1,700	20	20	1760-20
Roller bottle, smooth surface	1,800	22	22	1860-22
Roller bottle, pleated surface	2,100	5	20	2160-05
		20	20	2160-20
Roller bottle, pleated surface	4,200	22	22	4260-22

Nalgene PC Culture Vessel with Ports

Thermo Scientific™ Nalgene™ Culture Vessels feature four ports supporting easy access to your suspension cultures. Economical, lightweight, and break-resistant.

Key features

- Molded of transparent PC for easy viewing of cultures
- White polypropylene closures
- Graduated in 0.5 L increments from 3 to 12 L
- Use with overhead drive mixers and lower assemblies for top-to-bottom mixing
- Port accessories are available; ports accept any Thermo Scientific™ Nalgene™ 38-430 size closure
- Noncytotoxic, autoclavable, and USP Class VI-compliant



Nalgene PC Culture Vessel with Ports

Working capacity	No. of ports	No. per case	Cat. No.
12 L	4 x 38-430	1	2600-0012

Nalgene PP Probe Adapter Closure

Thermo Scientific™ Nalgene™ Probe Adapter Closures allow for insertion of 7 to 14 mm diameter probes into Nalgene culture vessels and bottles with 38-430 neck finishes.

Provides controlled access to the interior of culture vessels.

Key features

- Molded of autoclavable PP; ready for in-house sterilization
- Includes a silicone gasket to ensure a leakproof seal
- Allows insertion of 7 mm to 14 mm diameter probes into 1 L and 12 L culture vessels
- Ideal for use with any Nalgene bottle or culture vessel with a 38-430 neck finish



Nalgene PP Probe Adapter Closure

Description	No. per case	Cat. No.
38-430 probe adapter closure	2	2145-0384

Nalgene PP Closures with Barbed Bulkhead Fittings

Thermo Scientific™ Nalgene™ PP Closures with Barbed Bulkhead Fittings support the integration of tubing sets with Nalgene culture vessels. Promotes the customization of Nalgene culture vessels for aseptic transfer of liquids.

Key features

- Size 38-430 closures are predrilled, allowing for easy, safe in-house assembly
- Barbed bulkhead fittings also sold separately (Cat. No. 6149-0001 and 6149-0002)
- Molded of autoclavable PP, ready for in-house sterilization



Nalgene PP Closures with Barbed Bulkhead Fittings

Description	No. per case	Cat. No.
38-430 closure with 1/2 in. OD barbed fitting	4	DS2167-0001
38-430 closure with 1/4 in. OD barbed fitting	4	DS2167-0002

Nalgene Magnetic Carboy Stirrer

Thermo Scientific™ Nalgene™ Magnetic Carboy Stirrer is used with Nalgene 10 L and 20 L carboys for low-speed mixing of high volumes of media and buffer solution.

Adjusts easily to fit either a 10 L or 20 L Nalgene carboy with an 83B closure. Supplied with a closure and two impellers. Eliminates the need to retrieve magnets from your solution.

Key features

- Polyvinylidene fluoride with stainless steel–reinforced shaft, TFE stir bar, impeller, and polypropylene screw closure
- Provides low-speed mixing of high volumes of media and buffer solution
- Fits 10 L or 20 L Nalgene carboys with 83B closure
- For use with a magnetic stir plate (not included)
- Autoclavable

Nalgene Magnetic Carboy Stirrer

Length	No. per case	Cat. No.
588 mm	1	DS2227-0020



Specifications

Closure size, mm	83B
Shaft OD	13 mm
Shaft length	588 mm
Stir bar diameter	13 mm
Stir bar length	75 mm

Nalgene Autoclavable Septum Closures

Thermo Scientific™ Nalgene™ Autoclavable Septum Closures allow aseptic injection of reagent or sample withdrawal without compromising sterility or integrity of contents. Suitable for use with any bottle or container with 38-430 neck, including Nalgene culture vessels.

Key features

- Use with 18-gauge or smaller needles for aseptic injection of reagent or sample withdrawal without compromising sterility or integrity of contents
- Thermoplastic elastomer
- Autoclavable

Note: For laboratory use only; not for in vitro diagnosis or parenterals.

Nalgene Autoclavable Septum Closures

Description	No. per case	Cat. No.
38-430 autoclavable septum closures	12	DS2168-0384



Single-use bioprocessing equipment and automation

Speed to market and risk mitigation are top customer concerns, and Thermo Fisher Scientific offers expertise and solutions to address these concerns seamlessly. We manufacture single-use equipment to facilitate easy integration and customization across upstream and downstream bioprocessing workflows. Our control and hardware, utilizing Emerson DeltaV data management solutions create flexible operating systems with the integration of modular hardware, novel single-use sensors, and state-of-the-art bioreactors for strategic and streamlined bioprocess control.

Find out more at

thermofisher.com/sutequipment

You can now easily configure and standardize processes that employ Thermo Scientific Single-Use Bioreactors (S.U.B.s), Single-Use Fermentors (S.U.F.s), Single-Use Mixers (S.U.M.s), Integrity Testing Systems, Heat Exchangers, BioProcess Containers (BPCs), automation platforms, and other accessories for rapid scale-up—from process development to commercial manufacturing.

Intuitive, customized data management

The foundation of efficient data management is the usage of a robust platform that is consistent from R&D to production, easy-to-use, intuitive, and configurable. We have developed our TruBio software, G3 bioprocess controllers, and sensing technologies to enable users to optimize data acquisition, while maintaining full compliance with 21 CFR Part 11.



TruBio automation and control software solutions

The technology and data transfer during the lifecycle of drug development, from bench scale laboratory applications to large-scale production, is often challenging, time consuming, and involves many different user requirements. The Thermo Scientific™ TruBio™ software and automation platform improves tech transfer time and validation costs by running on a consistent data model from R&D to commercial production. With TruBio Bioprocess Control Software being powered by both DeltaV™ Discovery platform at lab scale and DeltaV Distributed Control platform (for pilot, clinical and production scale) both from Emerson, considerable savings have been achieved in risk mitigation including reduced training and validation costs. Standardizing with open architecture controllers simplifies data transfer and storage, resulting in introducing new products faster to market.



For research and process development solutions

Thermo Scientific™ TruBio™ Discovery software platform provides a simplified solution to meet the needs of research and process development labs. This platform supports research and discovery applications with automation technology that easily translates to commercial operations. A single, workstation-based controller is utilized to execute process control strategies.

- Transferability of software and speed to scale-up conversions when using TruBio software from research to clinical to commercial production processes
- Ability to integrate with most existing vessels (including third-party) currently in place
- Enables easy integration of process measurements and data sources powered by the DeltaV Discovery platform
- Reduced footprint
- Lower cost entry into the DeltaV control platform



For production scale solutions

TruBio software with the DeltaV platform and the TruLogic controller provides all the capabilities of TruBio Discovery software and adds flexible and reliable state-of-the-art control capability. With multiple sensor loops as well as gas and liquid addition capabilities, this software can be used with both HyPerforma S.U.B.s, S.U.M.s, and other third-party bioreactors to provide a process control platform from research through commercial manufacturing.

- Conforms to regulatory requirements for use in cGMP-compliant processes
- Enables building of sophisticated process control strategies without knowledge of DeltaV platform
- Intelligent alarm management
- Multifeed dosing functionality available to scale from small to large doses with high precision
- Ability to create batch recipes for media mixing and buffer preparation
- Redundant controller configurations can be accommodated

Bioprocess controllers

HyPerforma G3Lab Controller

The Thermo Scientific™ HyPerforma™ G3Lab Controller can control most brands of single-use or autoclavable bioreactors or fermentors that are ≤50 L, including stirred-tank and rocking models. The controller operates using TruBio automation platforms, which provide easy process scale-up or scale-down and the configurability to modify your control strategy along with your process. The enclosure contains state-of-the-art transmitters along with power supplies, pumps, input/output (I/O) modules, and the hardware required to connect to the control network, providing maximum control capability.

Key features

- Open architecture capabilities to integrate with vessels from other suppliers
- When coupled with TruBio software and DeltaV control platform, allows for data transfer and scalability from R&D, to production manufacturing
- Compatible with flexible upstream TruBio software
- The ability to build and manage complex, multifeed dosing strategies
- Allows for third-party peripheral integration as needed

Ordering information

HyPerforma G3Lab Controller*	Cat. No.
HyPerforma G3Lab Controller for use with DeltaV or DeltaV Discovery and TruBio software licenses with 4 Watson-Marlow series 114 pumps, suitable for glass and benchtop single-use bioreactors	ATO-G3Lab-Std
HyPerforma G3Lab Controller for use with DeltaV or DeltaV Discovery and TruBio software licenses, with 2 Watson-Marlow series 114 pumps, suitable for glass and benchtop single-use bioreactors	ATO-G3Lab-Discovery
HyPerforma G3Lab Controller for use with DeltaV or DeltaV Discovery and TruBio software licenses, with 4 Watson-Marlow series 114 pumps, suitable for glass, benchtop single-use, and rocker bioreactors	G3Lab-Full-Config

Note: All bioreactors listed are manufactured according to GMP. G3Lab controllers are available as a made-to-order (MTO) product.

* Each HyPerforma G3Lab Controller needs to be operated using the TruFlow Mass Flow Controller and appropriate automation platform.

Please contact your Thermo Fisher Scientific sales representative for more information on standard package options suitable for your requirements.



Bioprocess controllers

HyPerforma G3Lite and G3Pro Controllers

The Thermo Scientific™ HyPerforma™ G3Lite Controller is an open architecture control system that can be integrated with most S.U.B.s and S.U.F.s. The system consists of a control tower that leverages intelligent transmitters, mass flow controllers (MFCs), pumps, sensors, and TruBio software that facilitates easy, reliable, and repeatable process development and commercial cell culture processes. HyPerforma G3Lite Controllers are fully self-contained, movable units that can be operated alone (for one vessel) or networked for multiple vessels. They are engineered to optimize capital cost for use in non-GMP and cGMP-certified production facilities.



Features

- Scalability: transfer any process from 30 L to 2,000 L
- Modularity: predefined configurations available for 50, 100, 250, 500, 1,000, and 2,000 L bioreactors and 30 and 300 L fermentors
- Touchscreen interface for easy data entry and control
- Stand-alone or networked (for multiple vessels)—enabled by distribution control system (DCS)
- Flexible upstream TruBio software powered by the Emerson DeltaV system
- Includes up to six MFCs with air, O₂, N₂, CO₂ for drilled-hole spargers (DHS); air for direct sparge, cross flow, and overlay



HyPerforma G3Pro Controller

The Thermo Scientific™ HyPerforma™ G3Pro controller is a universal controller used to control S.U.B.s (50 L to 2,000 L) and S.U.F.s (30 and 300 L). It is an engineered-to-order product that brings versatility to manage, monitor, and control any third-party vessels. These controllers also allow mobility and flexibility in terms of any reconfiguration and application expansion.

Key features

- Open-architecture capabilities to integrate with vessels from other suppliers
- Single- or dual-cart mount option for easy mobility and reduced footprint
- Scalability: transfer any process from 30 L to 2,000 L
- Touchscreen interface by NEMA for easy data entry and control
- Probe configuration options—flexible to connect both electrochemical and single-use probes for pH and DO measurements
- Optional redundant sensor control mechanism
- Flexible upstream TruBio software powered by the Emerson DeltaV system
- Can be adapted for multiproduct applications

TruFlow gas mass flow controller (MFC)

The Thermo Scientific™ TruFlow™ gas MFC is designed to work with all of the HyPerforma Bioreactor control systems. Its compact assembly provides up to six standard mass flow controllers and three associated solenoid valves. When connected, the TruFlow gas MFC is instantly recognized by TruBio software to provide precise control of gas flow, without requiring any configuration, even at extremely low flow rates.

Key features

- Variety of flow rate options*
- Flow range configurability
- Plug-and-play connectivity



TruFlow gas MFC specifications	
Enclosure dimensions (H x W x D)	Six mass flow controllers: 9.1 x 7.4 x 6.2 in.
Rating	NEMA 1, IP 51 (liquid wipedown)
Maximum gas flow rate	Configurable up to 30 L/min*
Weight/shipping weight	5.8 kg/9.1 kg (12.8 lb/20 lb)
Operating temperature	5°C to 40°C (41°F to 104°F)
Storage temperature	-25°C to 70°C (-15°F to 158°F)
Relative humidity	5% to 95% (noncondensing)
Certifications	CE: EN-61326 and EN-61010
Inlet pressure	1.6 to 2.3 bar/25 to 35 psig
Outlet pressure	0 to 1.38 bar/0 to 20 psig
Accuracy	±0.8% of flow rate and ±0.3% full scale (Burkert)
Repeatability	±0.1% full scale (Burkert)
Cable assembly	2 m (6 ft) standard

Volume	Glass				Rocker		
	1 L	3 L	7 L	15 L	10 L	20 L	50 L
Air-sparge	0.25	0.5	2	5	NA	NA	NA
Air-overlay	0.5	2	5	10	20		
O ₂	0.25	0.5	2	5	NA	NA	NA
CO ₂	0.1	0.25	0.5	2	10		
N ₂ -optical	0.1	0.25	0.5	2	NA	NA	NA

Range of operating parameters																		
Volume	50 L			100 L			250 L			500 L			1,000 L			2,000 L		
	DHS	Cross-flow	Overlay	DHS	Cross-flow	Overlay	DHS	Cross-flow	Overlay	DHS	Cross-flow	Overlay	DHS	Cross-flow	Overlay	DHS	Cross-flow	Overlay
Recommended maximum gas flow rates (slpm)																		
Air	5	5	5	10	9	9	25	13	13	50	25	25	100	40	40	200	60	60
O ₂	5	-	-	10	-	-	25	-	-	50	-	-	100	-	-	200	-	-
CO ₂	1	-	-	2	-	-	2	-	-	2	-	-	5	-	-	5	-	-
N ₂	1	-	-	2	-	-	5	-	-	5	-	-	10	-	-	10	-	-
Total	5	5	5	10	9	9	25	13	13	50	25	25	100	40	40	200	60	60
Exhaust load	20			20			90			90			180			360		

MFCs with flow rates higher than 50 L/min are mounted as individual units and are not part of the main MFC block.

* May require additional configuration for specific flow rate. Please consult with your local Thermo Fisher sales representative for more information.

Superior pump technology

Unrivalled precision for dosing, feeding, mixing, transferring or harvesting

Our pumps have been designed to meet high-precision liquid delivery requirements in upstream with controller and downstream (external pumps) for bioprocess applications. The pumps combines industry-known Watson Marlow™ pump heads with electronic boards. This pairing guarantees optimized control of dosing, feeding, product transfer/harvest, buffer mixing (gradient or step) or general liquid management.



Features

- Ability to switch the pump models (different flow rates)
- Auto-detection for the pump by the TruBio software

Unleash your controller

These pumps are standard in the G3 controller family and can be swapped out if the process flow rate requirements change or if the controller is used with a different size or type of vessel. In G3 controllers, all pumps communication is aggregated by a master communication board; this board reads process values from and sends instructions to the pumps.

Pump specifications			
Pump series	114	313	520
Power supply	24 V DC	24 V DC	24 V DC
Max current (at 25°C)	0.25 A	0.95 A	1.5 A
Average current (at 25°C)	0.2 A	0.75 A	1 A
Operating temperature	5°C to 50°C (41°F to 122°F)		
Storage temperature	-10°C to 70°C (14°F to 158°F)		
Humidity	10% to 90% (noncondensing)		
Speed	5 to 160 rpm	1 to 300 rpm	1 to 300 rpm
Accuracy	±2 rpm, or ±2% of set point	±1 rpm, or ±2% of set point	±1 rpm, or ±2% of set point
Certifications	CE: EN-60101 and EN-61326	CE: EN-60101 and EN-61326	CE: EN-60101 and EN-61326
Tubing (thickness, ID)	0.8 mm, 4.8 mm	0.8 mm, 8.0 mm	1.6 mm, 9.6 mm
Pump speed	Minimum/maximum flow rates		
1	0.16 mL/3 min (5 rpm)	0.05 mL/3.1 min	0.4 mL/10.6 min
10	0.3 mL/6 min	0.5 mL/31.4 min	4.2 mL/106.8 min
50	1.7 mL/30 min	3.2 mL/179.8 min	21.2 mL/536.9 min
100	3.4 mL/57.5 min	6.3 mL/335.4 min	42.6 mL/1,102.6 min
160	5.5 mL/104 min	NA	NA
250	NA	15 mL/630 min	105.6 mL/2,879.7 min
300	NA	17.7 mL/808.1 min	123.2 mL/3,400.0 min

HyPerforma Single-Use Bioreactor (S.U.B.)

The Thermo Scientific™ HyPerforma™ 5:1 Single-Use Bioreactor (S.U.B.) and BPC are designed using traditional stainless steel bioreactor principles to ensure optimal cell culture performance. The complete line of HyPerforma S.U.B.s includes 50, 100, 250, 500, 1,000, and 2,000 L sizes with a 5:1 turndown ratio that ensures consistent scalability from pilot-scale studies to preclinical and commercial production.

Ergonomic and elegant tank design

The S.U.B. is elegant in design while being extremely functional, and it is designed to meet cGMP requirements. The S.U.B. tank provides operator ergonomics, a small footprint, and easy cleaning capabilities associated with an open-cart frame.

- Helps save precious lab space with a minimized vessel footprint
- Easier access to harvest lines with the open-frame design
- Reduced hold-up volumes with the smartly designed tank floor
- Simple bag loading with a vertical access door (available on 500, 1,000, and 2,000 L sizes; electromechanical hoist provided on the 2,000 L S.U.B.)
- Pneumatic motor lift assembly for the 1,000 and 2,000 L sizes is used to lower the impeller for proper mixing when 20% of the fill volume is utilized

Efficient and fast

The water jacket design allows fast heat-up and cool-down times, reducing process cycle time. The bottom water-jacketed systems increase surface area, improving heat transfer from low-volume cultures.

- Optional precision load cells and standard sight-volume indicators allow you to keep your processes running efficiently.
- Optional brushless DC motor includes encoder feedback for improved rpm accuracy and is compatible with ground-fault circuit interrupters (GFCIs)
- 3/8 in. dimple jacket improves flow rate through the water jacket for higher-performance temperature control
- Graduated sight-volume indicators accommodate visual volume references at a glance



Applications

- Batch, fed-batch, and perfusion cultures
- Suspension and microcarrier cultures
- Proven for various cell lines such as CHO, Sp2/0 hybridoma, NS0, PER.C6, HEK293, Vero, and MDCK

HyPerforma 5:1 S.U.B. hardware specifications and options

5:1 S.U.B. hardware specifications

	50 L	100 L	250 L	500 L	1,000 L	2,000 L
Liquid working volume	50 L	100 L	250 L	500 L	1,000 L	2,000 L
Minimum liquid working volume	10 L	20 L	50 L	100 L	200 L	400 L
Total reactor volume (not working volume)	65.5 L	120 L	316 L	660 L	1,320 L	2,575 L
Fluid geometry at working volume (height:diameter ratio)	1.5:1	1.5:1	1.5:1	1.5:1	1.5:1	1.5:1
Overall reactor geometry (height:diameter ratio)	1.9:1	1.9:1	1.9:1	1.9:1	1.9:1	1.9:1
Impeller (quantity x blade count)	1 x 3	1 x 3	1 x 3	1 x 3	1 x 3	1 x 3
Mixing rate range (rpm)	30–200	30–200	30–150	30–150	20–110	0–75* rpm, working volumes must stay above 50% during agitation

5:1 S.U.B. hardware dimensions and weights

	Tank overall (W x L x H)	Jacketed tank weight: dry/wet (at full working volume)
50 L	AC motor: 94 x 86 x 199 cm (37.1 x 34.0 x 78.2 in.) DC motor: 56.5 x 77 x 198.6 cm (22.2 x 30.3 x 78.2 in.)	115.7 kg (255 lb) 165.7 kg (365.2 lb)
100 L	AC motor: 100 x 95 x 202 cm (38.8 x 37.6 x 79.3 in.) DC motor: 56.5 x 85.8 x 201.5 cm (22.2 x 33.8 x 79.3 in.)	160.6 kg (354 lb) 260.6 kg (574.5 lb)
250 L	AC motor: 113 x 106 x 215 cm (44.4 x 41.7 x 85.0 in.) DC motor: 68.5 x 96.9 x 215.5 cm (27.0 x 38.1 x 84.8 in.)	223.6 kg (493 lb) 473.6 kg (1,044 lb)
500 L	AC motor: 129 x 126 x 251 cm (50.8 x 49.7 x 98.9 in.) DC motor: 86.4 x 116 x 251 cm (34.0 x 45.7 x 98.9 in.)	353.8 kg (780 lb) 853.8 kg (1,882.3 lb)
1,000 L	AC motor: 149 x 141 x 284 cm (58.7 x 55.5 x 111.5 in.)	655.01 kg (1,444 lb) 1,655.01 kg (3,649 lb)
2,000 L	AC motor: 163 x 157 x 343 cm (52.7 x 61.8 x 135 in.)	962.1 kg (2,121 lb) 2,962.1 kg (6,530 lb)

- Add 29.2 cm (11.5 in.) to overall system width if cable management tree is added.
- Filter bracket extends 56.9 cm (22.4 in.) above top of motor; height to top of filter bracket given.
- Electrical box adds 35 cm (13.8 in.) to system width; dimension with electrical box given in the table.
- All weights and dimensions are approximate measurements. Design request accruals will be presented.

* WARNING: Mixing speeds must stay within the recommended operating parameters. Higher speed operation compromises system reliability and will void standard Thermo Fisher warranties. Your control strategy should include governors that regulate rpm based on liquid volume as well as safety interlocks that disable mixing when the liquid drops below the recommended volume.

HyPerforma 5:1 S.U.B. hardware

Description	Size	Cat. No.
HyPerforma S.U.B. products		
Jacketed S.U.B., 5:1, AC motor, no e-box, load cells without display		SUB0050.8100
Jacketed S.U.B., 5:1, AC motor, 120 VAC, e-box, analog load cells	50 L	SUB0050.8101
Jacketed S.U.B., 5:1, AC motor, 240 VAC, e-box, analog load cells		SUB0050.8102
Jacketed S.U.B., 5:1, AC motor, no e-box, load cells without display		SUB0100.8200
Jacketed S.U.B., 5:1, AC motor, 120 VAC, e-box, analog load cells	100 L	SUB0100.8201
Jacketed S.U.B., 5:1, AC motor, 240 VAC, e-box, analog load cells		SUB0100.8202
Jacketed S.U.B., 5:1, AC motor, no e-box, load cells without display		SUB0250.8300
Jacketed S.U.B., 5:1, AC motor, 120 VAC, e-box, analog load cells	250 L	SUB0250.8301
Jacketed S.U.B., 5:1, AC motor, 240 VAC, e-box, analog load cells		SUB0250.8302
Jacketed S.U.B., 5:1, AC motor, no e-box, load cells without display		SUB0500.8400
Jacketed S.U.B., 5:1, AC motor, 240 VAC, e-box, analog load cells	500 L	SUB0500.8401
Jacketed S.U.B., 5:1, AC motor, no e-box, load cells without display		SUB1000.9009
Jacketed S.U.B., 5:1, AC motor, 240 VAC, e-box, analog load cells	1,000 L	SUB1000.9010
Jacketed S.U.B., 5:1, AC motor, no e-box, load cells without display		SUB2000.9009
Jacketed S.U.B., 5:1, AC motor, 240 VAC, e-box, analog load cells	2,000 L	SUB2000.9010
Additional products		
	50 L, 100 L	SV50992.01
	250 L	SV50992.02
Cable Management System	500 L	SV50992.03
	1,000 L	SV50992.04
Load cells		
	50 L	SV50988.01
Load cell with summing box, without display	100 L, 250 L	SV50988.02
	500 L	SV50988.03

HyPerforma 5:1 S.U.B. hardware accessories

	50 L	100 L	250 L	500 L	1,000 L	2,000 L
Bioreactor probe assembly with Kleenpak connector (nonsterile)	SH30720.01	SH30720.01	SH30720.01	SH30720.01	SH30720.01	SH30720.01
Bioreactor probe assembly with AseptiQuik connector (nonsterile)	SH30720.02	SH30720.02	SH30720.02	SH30720.02	SH30720.02	SH30720.02
Sterile sampling manifold, with Luer lock (individual)	SH30845.01	SH30845.01	SH30845.01	SH30845.01	SH30845.01	SH30845.01
Sterile sampling manifold, with Luer lock (10 count)	SH30845.02	SH30845.02	SH30845.02	SH30845.02	SH30845.02	SH30845.02
Heavy-duty tubing clamp (individual)	SV20664.01	SV20664.01	SV20664.01	SV20664.01	SV20664.01	SV20664.01
Heavy-duty tubing clamp (10 count)	SV20664.04	SV20664.04	SV20664.04	SV20664.04	SV20664.04	SV20664.04
S.U.B. temperature/sample port	SV20750.01	SV20750.01	SV20750.01	SV20750.01	SV20750.01	SV20750.01
Cable management tree	SV50992.01	SV50992.01	SV50992.02	SV50992.03	SV50992.04	NA
Autoclave tray	SV50177.01	SV50177.01	SV50177.01	SV50177.01	SV50177.01	SV50177.01
Sparge line support	SV50177B.19	SV50177B.19	SV50177B.19	SV50177B.19	SV50177.65	SV50177.65
PendoTech pressure sensor	SH31134.01	SH31134.01	SH31134.01	SH31134.01	SH31134.01	SH31134.01
Thermo Scientific pressure sensor	SH31134.02	SH31134.02	SH31134.02	SH31134.02	SH31134.02	SH31134.02
120 V condenser system	NA	NA	NA	NA	NA	SV50232.01
240 V condenser system	NA	NA	NA	NA	NA	SV50232.02

Note: All 5:1 S.U.B. BPCs are supplied with AseptiQuik connectors on the probe ports and need bioreactor probe assembly with an AseptiQuik connector, SH30720.02. All S.U.B. BPCs are supplied with AseptiQuik connectors on pressure sensor ports. Select tubing assembly with pressure sensor depending on the transmitter.

HyPerforma S.U.B. BPCs and accessories

5:1 S.U.B. BPCs

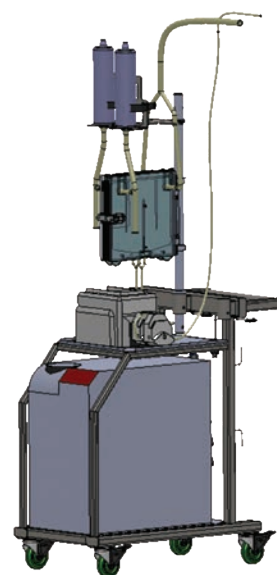
	50 L	100 L	250 L	500 L	1,000 L	2,000 L
S.U.B. BPC—CX5-14 Film						
DHS + crossflow sparger	SH31072.01	SH31102.01	SH31074.01	SH31076.01	SH31132.01	SH31138.01
DHS + crossflow sparger, with condenser	NA	NA	NA	NA	NA	SH31137.01
S.U.B. BPC—Aegis5-14 Film						
DHS + crossflow sparger	SH31073.01	SH31103.01	SH31075.01	SH31077.01	SH31133.01	SH31135.01
DHS + crossflow sparger, with condenser	NA	NA	NA	NA	NA	SH31136.01

2:1 S.U.B. BPCs

	50 L	100 L	250 L	500 L	1,000 L	2,000 L
S.U.B. BPC—CX5-14 Film						
Frit + OP	SH30774.01	SH30774.02	SH30774.03	SH30774.04	SH30774.05	SH30774.08
Frit + OP, with condenser	NA	NA	NA	NA	NA	SH30774.07
Frit + DHS	SH30985.01	SH30985.02	SH30985.03	SH30985.04	SH30985.05	SH30985.08
Frit + DHS, with condenser	NA	NA	NA	NA	NA	SH30985.07
S.U.B. BPC—Aegis5-14 Film						
Frit + OP	SH30972.01	SH30972.02	SH30972.03	SH30972.04	SH30972.05	SH30972.08
Frit + OP, with condenser	NA	NA	NA	NA	NA	SH30972.07
Frit + DHS	SH30999.01	SH30999.02	SH30999.03	SH30999.04	SH30999.05	SH30999.08
Frit + DHS, with condenser	NA	NA	NA	NA	NA	SH30999.07

HyPerforma S.U.B. condenser system

The Thermo Scientific™ HyPerforma™ Single-Use Bioreactor (S.U.B.) condenser system supports the effective use of the Thermo Scientific™ HyPerforma™ 2,000 L S.U.B. It is also available as an auxiliary product for all other S.U.B. systems. It efficiently condenses exhaust gases and transfers condensate back into the bioreactor, preventing potential vent filter blockage and reducing fluid loss due to evaporation. It is offered in both single and double chill-plate formats.



Specifications

The condenser system protects against filter blockage by condensing out moisture prior to exhaust gases reaching the vent filters. BPCs are not intended to operate under pressure, and fouled (blocked) exhaust filters lead to bag pressurization. While vent filter heaters may prevent condensate buildup in many instances, with larger bioreactors, such as the 2,000 L S.U.B., this becomes less effective, whereas condensing out the moisture first is a more reliable method for preventing liquid from reaching the filters.

The S.U.B. condenser system consists of the following components:

- **Cart and brackets**—convenient means of organizing and transporting working elements of the condenser system
- **Condenser (chill) plate**—disposable double chamber condenser bag is secured to the condenser plate to cool exhaust gases. Up to 2 plates can be used per system
- **Peristaltic pump**—returns condensate to bioreactor.
- **Temperature control unit (TCU or chiller)**—circulates water to cool the condenser plate
- **Condenser disposables**—the BPC (double-chambered bag), tubing, and exhaust filters through which the exhaust gases flow and are chilled, and in which the condensate collects and is returned to the bioreactor

Ordering information

Description	Cat. No.
Complete condenser system (120 V) including cart, chill plate and mounting post with filter brackets, TCU, and pump	SV50232.01
Complete condenser system (240 V) including cart, chill plate and mounting post with filter brackets, TCU, and pump	SV50232.02
Condenser assembly including chill plate and mounting post with filter brackets (option: allowing two chill plates per system)	SV50232.21
ThermoFlex 900 TCU (115 VAC/60 Hz) with necessary plumbing	SV50232.23
ThermoFlex 900 TCU (240 VAC/50 or 60 Hz) with necessary plumbing	SV50232.24
Masterflex™ Pump (115 VAC/50 or 60 Hz or 230 VAC/50 or 60 Hz)	SV50241.01

Disposable BPCs needing two "condenser assemblies" (SV50232.21) for high exhaust capacity will require the purchase of two condenser assembly "connection lines" (SV50177.270).

HyPerforma Rocker Bioreactor

The Thermo Scientific™ HyPerforma™ Rocker Bioreactor brings control and measurement to rocking bioreactor applications. The rocker is controlled by a HyPerforma G3Lab Controller and TruBio software, providing a complete solution for research, process development, or seed train production applications. The rocker uses BPCs with working volumes of 5, 10, and 25 L are available with or without the novel Thermo Scientific™ pH+dO₂ sensor and reader.



Key features

- Compatible with most cell culture applications
- Rocking motion is customizable to your specific workflow—from a smooth waveform that minimizes shear forces for sensitive cell lines, through four intermediate steps, to an aggressive motion that maximizes oxygen transfer for robust cells with high oxygen demands
- Quick, simple setup with G3Lab Controller and TruBio Software
- Optional tray adapter allows the use of 10 L and 20 L BPCs
- Each Rocker BPC is available in 10, 20, and 50 L sizes and is delivered with all relevant certificates, gamma-irradiated (25 to 40 kGy) and conforming to USP Class 6 specifications
- Standard service packages
- cGMP-compliant capabilities
- Load cell for weight control
- The pH+dO₂ sensor provides measurement and control of critical process parameters: pH, DO, and temperature

HyPerforma Rocker Bioreactors and BPCs	Cat. No.
HyPerforma Rocker Bioreactor, with load cells	F100-2683-001
HyPerforma Rocker Bioreactor, without load cells	F100-2683-002
10 L Rocker BPC, LDPE film, cGMP	F100-2544-001
20 L Rocker BPC, LDPE film, cGMP	F100-2545-001
50 L Rocker BPC, LDPE film, cGMP	F100-2546-001

HyPerforma Rocker Bioreactor specifications

HyPerforma Rocker Bioreactor and BPC specifications			
Rocker Bioreactor BPC sizes	10 L	20 L	50 L
Rocker BPC dimensions	549.4 x 330.2 mm (21.6 x 13.0 in.)	549.4 x 660.1 mm (21.6 x 26.0 in.)	711.2 x 723.9 mm (28.0 x 28.5 in.)
Working volume	5 L	10 L	25 L
HyPerforma Rocker	Rocker bioreactor assembly, load cell, GMP, stainless steel (includes rocker base, tray base, 50 L tray)		
Bag adapter	10 L/20 L BPC mounting adapter for 50 L rocker tray		
Heat only	BPC filter heater (quantity: 2)		
Dimensions (H x W x D)	264 x 782 x 701 mm (10.4 x 30.8 x 27.6 in.); 490 x 835 x 712 mm (19.3 x 32.9 x 28.0 in.) with cover		
Weight (base + tray)	38.5 kg (85 lb)		
Rocking angle	2° to 12° per side		
Rocking rate	2 to 40 cycles per minute		
Electrical power	110–120 V, 220–240 V, 50/60 Hz, powered by the G3Lab Controller		
Operating temperature	0°C to 45°C (32°F to 158°F)		
Storage temperature	–40°C to 70°C (–40°F to 158°F)		
Humidity	5% to 95%, noncondensing		
Acoustic noise level	<70 dBA		
pH sensor range	pH 5.5 to 8.5		
pH sensor relative accuracy	±0.1 pH units over calibration range after a 2-point calibration having 0.3 to 0.8 pH units of separation		
DO sensor range (percent saturation)	0% to 250%		
DO sensor limit of detection	0.03% O ₂		
DO accuracy	At 25°C: ±1.1% at 20.95% O ₂		
Temperature	10°C to 45°C (50°F to 113°F)		
Temperature accuracy	±0.15°C at 15°C to 40°C (±0.25°F at 59°F to 104°F)		



HyPerforma Glass Bioreactors

Thermo Scientific™ HyPerforma™ Glass Bioreactors are available in 1 L, 3 L, 7 L, and 15 L total volume sizes. They offer easy operation and rapid assembly and are manufactured with the highest standards for materials and surface finish. Developed using a computational fluid dynamics (CFD) simulator, the HyPerforma Glass Bioreactor impellers provide maximum mixing with minimum shear force, resulting in a higher average $k_L a$.

HyPerforma Glass Bioreactor key features

- The motor adapter uses coupling windows and an alignment marker for easy assembly
- Ergonomic head plate design provides easy assembly and disassembly of components for rapid reconfiguration

Accessories

- Kits to help enable the end user to configure the vessel according to the intended use
- Heating blanket: designed for rapid thermal transfer; a bimetallic temperature-limiting switch embedded in the blanket helps protect against overheating or fires
- Common accessories kit: includes blind stoppers for vessel reconfiguration



HyPerforma Glass Bioreactor*			
Size	Voltage	Description	Cat. No.
1 L	120 V	Heat only	F100-2684-002
		Heat and cool	F100-2684-004
	240 V	Heat only	F100-2684-102
		Heat and cool	F100-2684-104
3 L	120 V	Heat only	F100-2680-002
		Heat and cool	F100-2680-004
	240 V	Heat only	F100-2680-102
		Heat and cool	F100-2680-104
7 L	120 V	Heat only	F100-2681-002
		Heat and cool	F100-2681-004
	240 V	Heat only	F100-2681-102
		Heat and cool	F100-2681-104
15 L	120 V	Heat only	F100-2685-002
		Heat and cool	F100-2685-004
	240 V	Heat only	F100-2685-102
		Heat and cool	F100-2685-104

Note: All bioreactors listed are manufacturing according to GMP.

* Each lab-scale bioreactor needs to be operated using a HyPerforma G3Lab Controller and appropriate automation platform.

Please contact your Thermo Fisher Scientific sales representative for more information on standard package options suitable for your requirements.

HyPerforma Glass Bioreactor specifications

HyPerforma Glass Bioreactor specifications				
Size	1 L	3 L	7 L	15 L
Inner tank height	200 mm (8.1 in.)	250 mm (9.8 in.)	380 mm (14.9 in.)	455 mm (17.9 in.)
Vessel stand + motor height	412 mm (16.2 in.)	473 mm (18.6 in.)	600 mm (23.6 in.)	720 mm (28.3 in.)
Inner tank diameter	100 mm (3.94 in.)	130 mm (5.1 in.)	160 mm (6.3 in.)	222 mm (8.7 in.)
Vessel stand diameter	160 mm (6.3 in.)	190 mm (7.5 in.)	240 mm (9.5 in.)	340 mm (13.4 in.)
Total volume	1.5 L	3.2 L	7.4 L	17.2 L
Total loaded volume (i.e. available volume = total volume minus installations)	1.3 L	2.9 L	7.2 L	16.8 L
Working volume	1 L	2 L	5 L	10 L
Minimal working volume	~0.3 L	~1.2 L	~2.8 L	~6.0 L
Weight	8.6 lb	11.6 lb	17.4 lb	51.4 lb
Drilled pipe sparger	5 holes (0.8 mm)	7 holes (0.8 mm)	13 holes (0.8 mm)	23 holes (0.8 mm)
Ring sparger	NA	18 holes (0.85 mm)	42 holes (0.85 mm)	90 holes (0.85 mm)
Frit pore sparger	Pore size: 12–15 µm Length: 7 mm Diameter: 7.9 mm	Pore size: 12–15 µm Length: 7 mm Diameter: 7.9 mm	Pore size: 12–15 µm Length: 18 mm Diameter: 7.9 mm	Pore size: 12–15 µm Length: 25.4 mm Diameter: 12.7 mm
Material	Borosilicate glass, 316L stainless steel, silicone			
Voltage	120 V/240 V			
Heat only	NA	110 W	250 W	500 W
Heat and cool	1.32 kW heat + 0.18 kW (at 20°C) water bath cool			1.32 kW heat + 0.3 kW (at 20°C) water bath cool
	Cooling loop solenoid valve cable assembly: 1 m (3 ft)			
Optional scale	Analog™ Benchtop, Combics™ Series, 15 kg x 0.5 g (16 bit) or 15 kg x 8 g (12 bit), 254 x 254 mm, CAPS1U-20CC-LU			Analog™ Benchtop, Combics™ Series, 30 kg x 1 g (16 bit) or x 15 g (12 bit), 457 x 457 mm, CAPS1U-50EE-LU
Indicator with optional scale	Midrics 2, IP65, display, MIS2UR-V2			
Resistance temperature detector (RTD)	Temperature sensor assembly, RTD to 5 pin, 3 ft (G3Lab Controller, glass)			
Foam sensor cable assembly	1 m (3 ft)			
Cable assembly with optional scale	Analog output: 6 m (19.6 ft), 1 cable per scale indicator			
Agitator kit	Triple-stack motor (adapter included)			
	Agitator assembly: Teknic™ NEMA 23 Single to HyPerforma Glass Bioreactor Cable assembly: 2 m (6 ft)			
Agitator speed	1,250 rpm (set as default); can be configured to lower values via TruBio software			

HyPerforma Single-Use Fermentor (S.U.F.)

The Thermo Scientific™ HyPerforma™ Single-Use Fermentor (S.U.F.) is designed to provide you with enhanced functionality, ease of use, and efficiency. The complete S.U.F. system consists of a fermentor tank and Thermo Scientific™ HyPerforma™ S.U.F. BPC, which is available in 30 L and 300 L sizes with a 5:1 turndown ratio.

The S.U.F. maintains traditional stirred-tank fermentation design principles, including specific height-to-diameter ratios (3:1), top-driven impeller location for optimum cell viability, and performance and scalability from process development through production.



Key features

- The S.U.F. is a fully functional fermentor vessel including single-use contact surfaces for mixing, venting, sparging, and temperature sensing. Additional ports are included to allow choice of aseptic connections for filling, emptying, and sampling
- Unique proprietary mixing system enables conventional overhead mixing while maintaining sterility and integrity of the S.U.F. BPC
- Minimized vessel footprint and reduced hold-up volumes
- Simplified bag loading with a front access door
- Tank includes baffles that enhance mixing and side and bottom jacket for effective heat transfer
- Cable management system offers greater organization for electrical cables, tubing, and line sets while making the unit easier to clean
- Dedicated adjustable tool holder keeps necessary tools available for convenience
- BPC utilizes three Rushton-style impellers and sparger configuration with a proprietary exhaust management system
- State-of-the-art foam sensor that helps prevent exhaust filter failure

Catalog S.U.F. Hardware

Size	Description	Cat. No.
30 L	Jacketed, AC motor, with 2-position vent filter bracket, no e-box	SUF0030.9001
30 L	Jacketed, AC motor, with 2-position vent filter bracket and 120 VAC electrical box	SUF0030.9002
30 L	Jacketed, AC motor, with 2-position vent filter bracket and 240 VAC electrical box	SUF0030.9003
300 L	Jacketed, AC motor, with 2-position center filter bracket	SUF0300.9001
300 L	Jacketed, AC motor, with 240 VAC electrical box and 2-position vent filter bracket	SUF0300.9002

HyPerforma S.U.F. hardware specifications

System specifications

Specification	30 L	300 L
Rated liquid working volume	30 L	300 L
Total reactor volume (liquid and gas)	43 L	435 L
Fluid geometry at working volume (height:diameter) ratio	~2:1	~2:1
Overall reactor geometry (height:diameter) ratio	3:1	3:1
Impeller (quantity x blade count)	3 x 6	3 x 6
Motor speed	55–598 rpm ± 5 rpm	35–375 rpm ± 5 rpm
Tank dimensions	91.6 x 54.3 x 218.44 cm (36.08 x 21.37 x 86 in.)	130.7 x 89.2 x 280.97 cm (51.44 x 35.11 x 110.62 in.)
Jacketed tank weight, dry/wet (at full working volume)	Dry skid weight: (mass) 524 lb (238 kg) Wet skid weight: (mass) 531 lb (241 kg)	Dry skid weight: (mass) 1,223 lb (555 kg) Wet skid weight: (mass) 1,257 lb (570 kg)
Max gas flow rates	60 slpm	600 slpm
Heating times	Approximate liquid heat-up time (2–37°C), full volume: 1.16 hr, half volume: 1 hr	Approximate liquid heat-up time (2–37°C), full volume: 1.8 hr, half volume: 1.3 hr

System overview

S.U.F. hardware unit - available in turnkey format

Complete mixing system with a water jacket for temperature control

Driveshaft inserts into the BPC through the mixing drive motor and locks into the BPC agitator assembly

S.U.F. BPC - supplied sterile and ready to use

Agitator assembly is a single-use (polyethylene) impeller with a bearing-and-seal assembly linked to an external mixer drive

Gas control with drilled-hole spargers

Exhaust management system with options for multiple vent filters based on gas flow needs

Integrally sealed ports in the S.U.F. BPC allow for sensor probes and addition of line sets

Available in Thermo Scientific CX5-14 and Aegis5-14 film options

System options - adaptable to your needs

Exhaust condenser unit

Exhaust gas vent filter heater

Integrated foam sensor

Load cells (3)

Cable management tree

Process control system

Optional electrical box for remote agitation control

- S.U.F.s require a separate external temperature control unit

Choose an open-architecture approach or a turnkey, ready-to-use S.U.F. system

HyPerforma S.U.F. BPCs and accessories

Catalog S.U.F. BPCs

Product	Film type	Cat. No.
30 L S.U.F. BPCs		
Mettler Toledo single-use pH and DO sensor, foam sensor, Meissner inlet and one 5 in. exhaust filters, condenser	Aegis5-14	SH31010.01
	CX5-14	SH31019.01
Mettler Toledo single-use pH and DO sensor, foam sensor, Meissner inlet and two 5 in. exhaust filters, condenser	Aegis5-14	SH31010.02
	CX5-14	SH31019.02
Traditional ports, foam sensor, ZenPure inlet and one 3 in. exhaust filters, condenser	CX5-14	SH31034.01
Traditional ports, foam sensor, ZenPure inlet and two 5 in. exhaust filters, condenser	CX5-14	SH31035.01
Traditional ports, foam sensor, Meissner inlet and one 5 in. exhaust filters, condenser	CX5-14	SH31036.01
Traditional ports, foam sensor, ZenPure inlet and one 5 in. exhaust filters, condenser	CX5-14	SH31037.01
Traditional ports, foam sensor, Meissner inlet and two 5 in. exhaust filters, condenser	CX5-14	SH31038.01
Traditional ports, ZenPure inlet and one 5 in. exhaust filters	CX5-14	SH31039.01
300 L S.U.F. BPCs		
Mettler Toledo single-use pH and DO sensor, foam sensor, Meissner inlet and two 10 in. exhaust filters, condenser	Aegis5-14	SH31009.02
	CX5-14	SH31017.02
Mettler Toledo single-use pH and DO sensor, foam sensor, Meissner inlet and four 10 in. exhaust filters, condenser	Aegis5-14	SH31009.03
	CX5-14	SH31017.03
Traditional ports, foam sensor, Meissner inlet and two 10 in. exhaust filters, condenser	CX5-14	SH31030.05
Traditional ports, foam sensor, Meissner inlet and four 10 in. exhaust filters, condenser	CX5-14	SH31030.06
Traditional ports, foam sensor, ZenPure inlet and one 10 in. exhaust filters, condenser	CX5-14	SH31030.01
Traditional ports, foam sensor, ZenPure inlet and two 10 in. exhaust filters, condenser	CX5-14	SH31030.02
Traditional ports, ZenPure inlet and one 10 in. exhaust filters	CX5-14	SH31030.04
Traditional ports, ZenPure inlet and two 10 in. exhaust filters	CX5-14	SH31030.03

HyPerforma S.U.F. accessories and options

S.U.F. Accessories

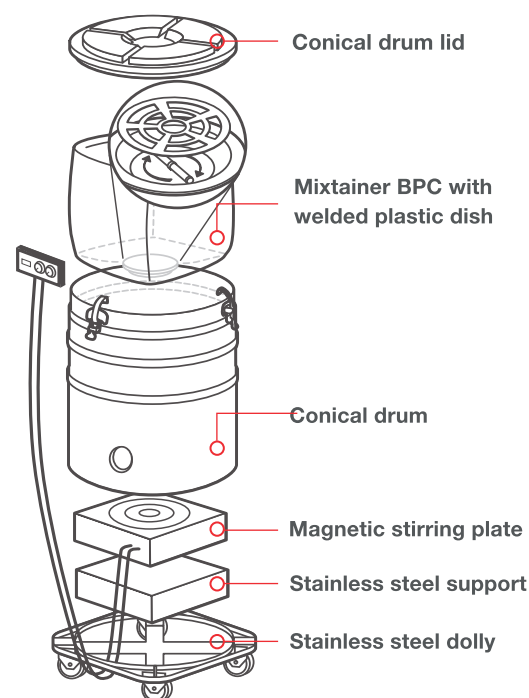
Product	30 L Cat. No.	300 L Cat. No.
Load cells and load cell displays		
3x load cell with summing box without display	SV50988.04	SV50988.03
Mettler Toledo IND331 display, harsh mount style with 120 VAC US line cord/plug Analog (STD) interface	SV50177.306	SV50177.306
Mettler Toledo IND331 display, harsh mount style with 120 VAC US line cord/plug Allen-Bradley™ RIO interface	SV50177.307	SV50177.307
Mettler Toledo IND331 display, harsh mount style with 120 VAC US line cord/plug DeviceNet interface	SV50177.308	SV50177.308
Mettler Toledo IND331 display, harsh mount style with 120 VAC US line cord/plug Ethernet/IP and ModBus TCP interface	SV50177.309	SV50177.309
Mettler Toledo IND331 display, harsh mount style with 120 VAC US line cord/plug Profibus interface	SV50177.310	SV50177.310
Autoclave tray and probe assemblies		
Autoclave tray	SV50177.01	SV50177.01
4 probe clips	SV50177.23	SV50177.23
Heavy-duty tubing clamp (single)	SV20664.01	SV20664.01
Heavy-duty tubing clamp (10-pack)	SV20664.04	SV20664.04
Exhaust filter pinch clamp	SV50177E.16	SV50177E.16
Probe holder, plastic molded	SV50177P.01	SV50177P.01
Condenser systems		
120 VAC complete condenser system (TCU for condenser included)	SV51009.02	NA
240 VAC complete condenser system (TCU for condenser included)	SV51009.03	SV51009.03
Cable management systems		
Cable management tree	SV50992.01	NA
Cable management system, left-hand configuration	NA	SV51006.02
Cable management system, right-hand configuration	NA	SV51006.03
Bottle management system	SV50992.10	SV50992.10
Feed bag management system	SV51006.03	SV51006.03

HyPerforma Mixtainer systems

Thermo Scientific™ Mixtainer™ system is an integrated, single-use unit designed for optimal mixing of cell culture media, process liquids, buffers, reagents, and bulk product.

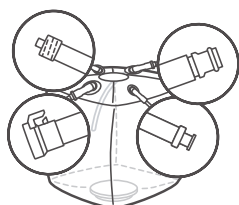
Key features

- The Mixtainer system utilizes a sophisticated BPC constructed of CX5-14 film with a plastic dish welded into the base.
- The plastic dish contains a magnetic stir bar that is held in the proper operating position using an integrated locking ring.
- Available in 50, 100, and 200 L unit volumes.
- BPCs available for liquid-to-liquid and powder-to-liquid mixing.
- Optimized supporting hardware allows for mixing, storage, transport, and discharge in a closed system to help minimize the risk of cross-contamination.



Mixtainer BPC

4 ports, top dispense, powder-to-liquid mixing



Line 1

9.5 mm (0.38 in.) quick-connect body with 16.5 cm (6.5 in.) dip tube
Tube length: 91 cm (36 in.)

Line 2 and 3

6.3 mm (0.25 in.) luer lock insert
Tube length: 91 cm (36 in.)

Line 4

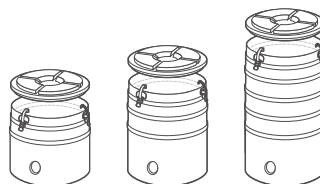
9.53 mm (.38 in.) quick-connect body
Tube length: 91 cm (36 in.)

Powder addition port: 38.1 mm (1.5 in.)
Tri-clamp port

Size	Cat. No.
50 L	SH30687.04
100 L	SH30687.05
200 L	SH30687.06

Conical drum

Top dispense, with clamps



Size	Cat. No.
50 L	SV50517.11
100 L	SV50517.12
200 L	SV50517.13

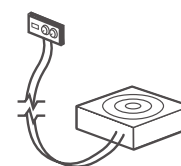
Stainless steel support



Area	Cat. No.
EU	SV30097.03
US	SV30097.04

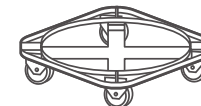
Magnetic stirring plate

IKAMAG™ motor and support required



Description	Cat. No.
EU, 230 V, 50/60 Hz, 0.5 A	SV30097.01
US, 115 V, 50/60 Hz, 1 A	SV30097.02

Universal stainless steel dolly



Dimensions (D x H)	Cat. No.
61.6 x 15.2 cm (24.38 x 6 in.)	SV50109.01

Mixtainer systems specifications and options

Custom BPC options

	Description
Dip tubes	<ul style="list-style-type: none"> • Specific lengths 6.36–12.7 mm (0.25–0.5 in.) ID
Tubing type	<ul style="list-style-type: none"> • C-Flex (clear or white) • Silicone • PVC
Tubing size	<ul style="list-style-type: none"> • Specific lengths of 3.18–19.05 mm (0.25–0.75 in.) ID
Connectors	<ul style="list-style-type: none"> • Luer ID: 3.18–6.35 mm (0.13–0.25 in.) • CPC ID: 6.35–19.05 mm (0.25–0.75 in.) • SIP tri-clamp ID: 6.35–19.05 mm (0.25–0.75 in.) • Mini tri-clamp ID: 6.35–19.05 mm (0.25–0.75 in.) • Hose barb
Others	<ul style="list-style-type: none"> • Injection port ID: 6.35–9.53 mm (0.25–0.38 in.) • Filling bell ID: 6.35 mm (0.25 in.) • Filter capsule: Millipore, Pall, Sartorius, Domnick Hunter



BPC presentation

	Description
Outer packaging	Supplied flat-packed—two polyethylene outer layers
Label	Description, product code, lot number, and expiry date on outer packaging and shipping container
Shipping container	Durable cardboard carton
Documentation	Certificate of analysis provided

System options

Thermo Scientific™ Powdertainer™ II powder feed BPC: Connect a Powdertainer II BPC to the Mixtainer system using a concentric reducer 7.6 cm (3 in.) tri-clamp to 3.8 cm (1.5 in.) tri-clamp. Ordering information for the reducer is shown.

	Description
304 stainless steel	Saint Patricks of Texas: Concentric reducer (3 x 1.5 in.)
304 stainless steel	RT Process: Cat. No. 31-14MP-3X1.5-304
316 stainless steel	RT Process: Cat. No. 31-14MP-3X1.5-316
Polypropylene	Saint-Gobain (Sani-Tech): Cat. No. TAD300-150
Kynar material (PVDF)	Saint-Gobain (Sani-Tech): Cat. No. KAD300-150

HyPerforma Single-Use Mixer (S.U.M.) DS 300

The Thermo Scientific™ HyPerforma™ Single-Use Mixer (S.U.M.) DS 300 is a modular mixing system consisting of a mixing station that mates to plastic drums containing single-use BPCs or tank liners, offering the user a cost-effective, docking station–style mixing platform with multiple mixing volume options.



HyPerforma S.U.M. DS 300 docking station

The docking station consists of a stainless steel base with locking casters, an adjustable handle, a tethered handheld control device, an electronic vertical lift mechanism with integrated height indicator, motor mount and motor, three sizes of driveshafts, and two adjustment tools—a spanner and a torque wrench. An adjustable-angle motor head and drum positioner are available as add-on options.

Key features

- Top-drain support containers are available in 50, 100, 200, and 300 L sizes; bottom-drain drums are available in 50, 100, and 200 L sizes.
- Top-drain tank liners are available in four sizes from 50 to 300 L.
- Tank liners with bottom access ports are available in three sizes from 50 to 200 L.
- Closed-top 3D BPCs, with both top and bottom drain access ports, are available in sizes 50, 100, and 200 L.
- Optional dollies are available for all drum sizes.

S.U.M. DS 300 specifications

Power	108–240 VAC, 50–60 Hz
Input amperage	15 A
Operating temperature range	Ambient to 40°C
Motor speed	30–350 RPM
Footprint (W x L)	76.2 x 86.4 cm (30 x 34 in.)
Height (lowest to tallest point)	122.4–162.3 cm (48.2–63.9 in.)
Weight	180 kg (398 lb)
Control box	Built to IP65 standards
Flow type	Radial/axial
Hardware material	304 stainless steel

S.U.M. DS 300 options

Description	Cat. No.
DS 300 standard unit	SUMDS0300.9000
DS 300 unit with drum positioner	SUMDS0300.9001
DS 300 unit with adjustable motor head	SUMDS0300.9002
DS 300 unit with drum positioner and adjustable motor head	SUMDS0300.9003

S.U.M. DS 300 hardware and BPC specifications and options

S.U.M. DS 300 drum options

Description	Volume range	Dimensions	Bottom drain	Cat. No.
50 L plastic drum with conical insert	10 L–50 L	60 x 58 cm (23.5 x 23 in.)	10.2 cm (4 in.)	SH30959.01
100 L plastic drum	20 L–100 L	60 x 76 cm (23.5 x 29.75 in.)	10.2 cm (4 in.)	SH30959.02
200 L plastic drum	40 L–200 L	60 x 114 cm (23.5 x 44.75 in.)	10.2 cm (4 in.)	SH30959.03
300 L plastic drum	60 L–300 L	61 x 122 cm (24 x 48 in.)	NA	SH30959.04
Optional support plate for bottom drain	50 L–200 L	12.7 cm (5 in.) diameter split	NA	SV50102.02

Typical open-type mixing with catalog impeller sizes

	50 L	100 L	200 L	300 L
Turndown ratio	5:1	5:1	5:1	4:1 [†]
Minimum working liquid volume	10 L	20 L	40 L	79 L
Minimum hold up	100 mL	100 mL	100 mL	500 mL
Maximum liquid fill	50 L	100 L	200 L	300 L
Left-to-right offset*	0	0	0	1.3 cm (0.5 in.) left
Front-to-back position*	2.5 cm (1 in.)	5.1 cm (2 in.)	5.4 cm (2.13 in.)	6.4 cm (2.5 in.)
Lift height*	0.48 cm (0.19 in.)	2.2 cm (0.88 in.)	30.64 cm (12.06 in.)	39.98 cm (15.74 in.)
Motor angle (fixed or adjustable motor head models)	10°	10°	10°	10°
Motor RPM	350	350	350	350

* All measurements listed in the above table are ±0.16 cm (0.06 in.). [†]For the 300 L drum, a 5:1 turndown ratio can be achieved using the adjustable-angle motor head.

S.U.M. DS 300 impeller specifications

Impeller material	USP class VI, HDPE
Impeller to BPC system/tank liner location	5:1 off center
Number of impeller blades	3
Closed-top BPC system	Qualified LDPE
Open-top BPC tank liner	Qualified LDPE

Impeller sleeve options

Drum size	Sleeve length	Description	Cat. No.
50 L	35.3 cm (13.9 in.)	Impeller, sleeve, and connector for 66 cm (26 in.) driveshaft	SH30749.11
100 L	53.1 cm (20.9 in.)	Impeller, sleeve, and connector for 83.8 cm (33 in.) driveshaft	SH30749.12
200 L	77 cm (30.3 in.)	Impeller, sleeve, and connector for 108 cm (42.5 in.) driveshaft	SH30749.13
300 L	96 cm (37.8 in.)	Impeller, sleeve, and connector for 129.5 cm (51 in.) driveshaft	SH30749.08

S.U.M. DS 300 hardware and BPC specifications and options

Reusable hub options

Size	Description	Cat. No.
50 L–300 L	Stainless steel bearing hub	SV50177.77

BPC system specifications

Description	Bottom drain line
Tubing set (ID x OD x L)	1.27 x 1.91 x 122 cm (0.5 x 0.75 x 304.1 in.)
End treatment	Polycarbonate quick-connect 12.7 mm (0.5 in.) insert (MPX) and cap

Irradiated BPC tank liner options

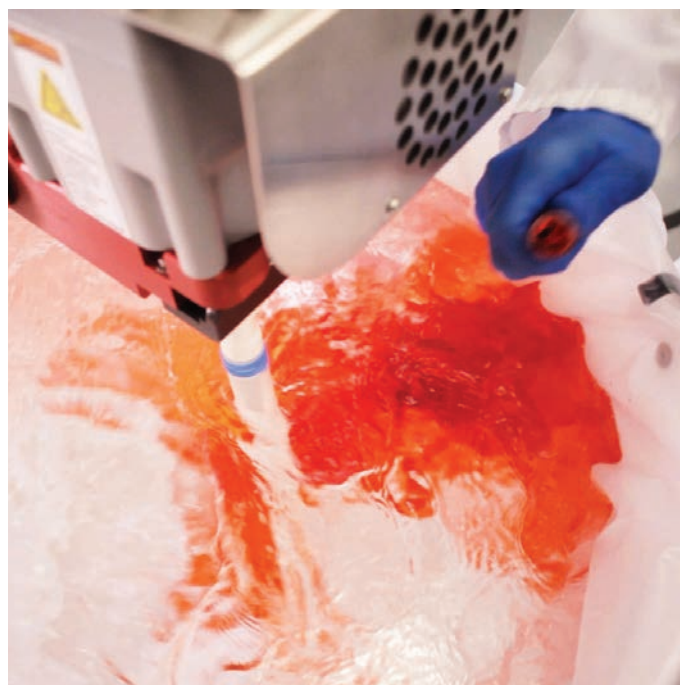
Size	Description	Cat. No.
50 L	Tank liner: Open-top, bottom drain, irradiated CX3-9 film	SH30646.01
50 L	BPC: Closed-top, bottom drain, irradiated CX3-9 film	SH30946.01
100 L	Tank liner: Open-top, bottom drain, irradiated CX3-9 film	SH30646.02
100 L	BPC: Closed-top, bottom drain, irradiated CX3-9 film	SH30946.02
200 L	Tank liner: Open-top, bottom drain, irradiated CX3-9 film	SH30646.03
200 L	BPC: Closed-top, bottom drain, irradiated CX3-9 film	SH30946.03
300 L	Tank liner: Open-top, top drain, irradiated CX3-9 film	SH30647.06

Dolly options

Description	Material	Quantity	Cat. No.
50–200 L plastic drum	Polyethylene	1	SH30958.01
		2	SH30958.02
Dolly for 300 L plastic drum	Zinc-plated	1	SH30958.03

Nonirradiated BPC tank liner options

Size	Description	Cat. No.
50 L	Open-top, bottom drain, nonirradiated CX3-9 film	SH30399.01
100 L	Open-top, bottom drain, nonirradiated CX3-9 film	SH30399.02
200 L	Open-top, bottom drain, nonirradiated CX3-9 film	SH30399.03



HyPerforma Single-Use Mixer (S.U.M.)

The Thermo Scientific™ HyPerforma™ Single-Use Mixer (S.U.M.) with Touchscreen Console provides enhanced functionality, ease of use, and efficiency. The complete HyPerforma S.U.M. system consists of a mixer tank, available in 50, 100, 200, 500, 1,000, and 2,000 L sizes with the Touchscreen Console.

The HyPerforma S.U.M. has a 5:1 turndown mixing ratio, and maintains traditional stirred-tank mixer design principles with a directly coupled motor impeller drive assembly, and a cylindrical tank with a specific height-to-diameter ratio. This allows quick turnaround times for both liquid-to-liquid mixing and powder-to-liquid mixing.

Features and benefits

- Cable management system for improved ease of use with BPC process lines for system organization
- Access door for convenient BPC loading on the 500 L, 1,000 L, and 2,000 L mixing systems
- Water-jacketed (heating) and non-jacketed (no heat transfer) options; improved high-flow water jacket with side and bottom jacket to improve system heat transfer
- Adjustable powder hanger that fits 1 kg, 5 kg, and 25 kg Thermo Scientific™ Powdertainer™ BPCs
- Two swivel-locking casters and push handles for better maneuverability of the units (except 2,000 L)
- BPC tab holders for easy single-use container setup
- Dual-probe opening for redundancy and low-volume pH and conductivity monitoring
- Open-cart frame for easy cleaning

Applications

- Media preparation
- Final formulation steps
- Buffer preparation
- Large-volume mixing (up to 2,000 L)
- Pooling and liquid transfer
- Product suspension
- Mixing and storing multiple batches
- Harvest collection and bulk mixing
- Viral inactivation



Touchscreen Console and controllers

The Touchscreen Console provides state-of-the-art in-process monitoring and automation capability for the HyPerforma S.U.M. Its modular design allows for an easy-to-use custom user interface. Capabilities include: agitation, pumps, pinch valves, and temperature control. Users can easily visualize measurements from load cells, pH sensors, conductivity sensors, RTD, and pressure sensors.

As an engineered-to-order product, the HyPerforma S.U.M. with Touchscreen Console can be fully integrated with either HyPerforma G3 Bioprocess Controllers, or controllers from other manufacturers—providing an open-architecture mixing solution configured to your unique requirements. The Touchscreen Console can integrate TruBio automation software powered by Emerson's DeltaV Distributed Control platform, enabling users to optimize data acquisition while maintaining full compliance with 21 CFR Part 11.

HyPerforma S.U.M. hardware specifications and options

HyPerforma S.U.M. specifications

	50 L	100 L	200 L	500 L	1,000 L	2,000 L
Maximum liquid working volume	50 L	100 L	200 L	500 L	1,000 L	2,000 L
Minimum liquid working volume	10 L	20 L	40 L	100 L	200 L	400 L
Fluid geometry at working volume (height: diameter) ratio	1.5:1	1.5:1	1.5:1	1.5:1	1.1:1	1.0:1
Overall reactor geometry (height: diameter) ratio	1.9:1	1.9:1	1.95:1	1.7:1	1.2:1	1.2:1
Impeller (quality x blade count)	1 x 3	1 x 3	1 x 3	1 x 3	1 x 3	1 x 3
Mixing rate range	30–350 rpm	30–350 rpm	30–350 rpm	30–350 rpm	30–350 rpm	30–350 rpm
Overall dimensions (W x L x H)	87 x 86 x 152 cm (34.1 x 33.9 x 59.8 in.)	87 x 92 x 153 cm (34.1 x 36.4 x 60.2 in.)	90 x 107 x 174 cm (35.4 x 42.0 x 68.5 in.)	118 x 132 x 197 cm (46.2 x 51.8 x 77.7 in.)	144 x 158 x 200 cm (56.4 x 62.3 x 76.7 in.)	180 x 171 x 225 cm (70.7 x 67.4 x 88.5 in.)

Note: Overall dimensions include the cable management system and Touchscreen Console. They do not include the pump shelves or Powdertainer arm accessories.

Ordering information

All SKUs listed below include the Touchscreen Console and load cells

Size	Description	Cat. No.
50 L	Non-jacketed, DC motor	SUM0050.9001
	Jacketed, DC motor	SUM0050.9002
100 L	Non-jacketed, DC motor	SUM0100.9001
	Jacketed, DC motor	SUM0100.9002
200 L	Non-jacketed, DC motor	SUM0200.9001
	Jacketed, DC motor	SUM0200.9002
500 L	Non-jacketed, DC motor	SUM0500.9001
	Jacketed, DC motor	SUM0500.9002
1,000 L	Non-jacketed, DC motor	SUM1000.9001
	Jacketed, DC motor	SUM1000.9002
2,000 L	Non-jacketed, AC motor, 240 V	SUM2000.9003
	Jacketed, AC motor, 240 V	SUM2000.9004



HyPerforma S.U.M. BPC specifications and options

HyPerforma S.U.M. catalog BPCs

Size	Probe ports	Film	Cat. No.
Powder-to-liquid BPC			
50 L	0	Aegis5-14	SH30973.01
		CX5-14	SH30768.01
	3	Aegis5-14	SH31051.02
		CX5-14	SH31055.02
100 L	0	Aegis5-14	SH31052.01
		CX5-14	SH31046.01
	3	Aegis5-14	SH31052.02
		CX5-14	SH31046.02
200 L	0	Aegis5-14	SH30973.02
		CX5-14	SH30750.01
	3	Aegis5-14	SH31053.02
		CX5-14	SH31054.02
500 L	0	Aegis5-14	SH30973.03
		CX5-14	SH30751.01
	3	Aegis5-14	SH30974.03
		CX5-14	SH30751.02
1,000 L	0	Aegis5-14	SH30973.04
		CX5-14	SH30752.01
	3	Aegis5-14	SH30974.04
		CX5-14	SH30752.02
2,000 L	0	Aegis5-14	SH30973.05
		CX5-14	SH30770.01
	3	Aegis5-14	SH30974.05
		CX5-14	SH30770.02

Size	Probe ports	Film	Cat. No.
Liquid-to-liquid BPC			
50 L	0	Aegis5-14	SH30983.01
		CX5-14	SH30767.01
	3	Aegis5-14	SH31051.04
		CX5-14	SH31055.04
100 L	0	Aegis5-14	SH31052.03
		CX5-14	SH31046.03
	3	Aegis5-14	SH31052.04
		CX5-14	SH31046.04
200 L	0	Aegis5-14	SH30983.02
		CX5-14	SH30753.01
	3	Aegis5-14	SH31053.04
		CX5-14	SH31054.04
500 L	0	Aegis5-14	SH30983.03
		CX5-14	SH30754.01
	3	Aegis5-14	SH30982.03
		CX5-14	SH30754.02
1,000 L	0	Aegis5-14	SH30983.04
		CX5-14	SH30755.01
	3	Aegis5-14	SH30982.04
		CX5-14	SH30755.02
2,000 L	0	Aegis5-14	SH30983.05
		CX5-14	SH30769.01
	3	Aegis5-14	SH30982.05
		CX5-14	SH30769.02

HyPerforma S.U.M. hardware and BPC accessories

Catalog open-top liners

Film	Size	Cat. No.
CX3-9	50 L, no port probes	SH30762.04
	100 L, no port probes	SH30762.06
	200 L, no port probes	SH30762.01
	500 L, no port probes	SH30762.02
	1,000 L, no port probes	SH30762.03
	2,000 L, no port probes	SH30762.05

Impeller sleeve for open-top mixing

Size	Cat. No.
50 L	SH30749.06
100 L	SH30749.14
200 L	SH30749.08
500 L	SH30749.10
1,000 L	SH30749.10
2,000 L	SH30772.01

HyPerforma S.U.M. accessories

	50 L	100 L	200 L	500 L	1,000 L	2,000 L
Cable management system	SV50992.12	SV50992.12	SV50992.12	SV50992.12	SV50992.12	SV50992.12
3 load cell with cables	SV51145.01	SV51145.01	SV51145.02	SV51145.03	SV51145.05	SV51145.04
Autoclave tray	SV50177.01	SV50177.01	SV50177.01	SV50177.01	SV50177.01	SV50177.01
Probe assembly (nonsterile for use in autoclave)	SH30720.01	SH30720.01	SH30720.01	SH30720.01	SH30720.01	SH30720.01
Heavy-duty tubing clamp (each)	SV20664.01	SV20664.01	SV20664.01	SV20664.01	SV20664.01	SV20664.01
Sampling manifold with Luer lock (each)	SH30845.01	SH30845.01	SH30845.01	SH30845.01	SH30845.01	SH30845.01
Sampling manifold with Luer lock (10 per pack)	SH30845.02	SH30845.02	SH30845.02	SH30845.02	SH30845.02	SH30845.02
Temperature/sample port	SV20750.01	SV20750.01	SV20750.01	SV20750.01	SV20750.01	SV20750.01
Reusable hub assembly with tri-clamp	NA	NA	NA	NA	NA	SV50177.78
Reusable hub assembly with quick connect	SV50177.77	SV50177.77	SV50177.77	SV50177.77	SV50177.77	NA
Powdertainer arm	SV51002.01	SV51002.01	SV51002.01	SV51002.01	SV51002.01	SV51002.02

imPULSE Single-Use Mixer (S.U.M.)

The Thermo Scientific™ imPULSE™ Single-Use Mixer (S.U.M.) can be utilized for many bioprocess mixing applications. The imPULSE design features include innovative disc mixing technology, configurable high-end controls, and monitors to fit specific process requirements. These features are designed to provide scalability from 30 L to 5,000 L.


The Touchscreen Console for the imPULSE S.U.M. provides unsurpassed integrated sensor monitoring, and pump control for pH and saline titration and for automatic fill and harvest.

Efficient and customizable

The standard imPULSE Mixing BPCs are made of ASI 26/77 polyethylene two-layer film. These BPCs are available with four inlet/outlet lines and a powder addition port. The standard tube sets connect to the imPULSE Mixing BPC for liquid addition, powder addition, recirculation, inflation, and vent control. The tube sets are modular and can be customized to best suit your process.

Key features

- Touchscreen Console provides ease of use with multifunctional capabilities to monitor and control mixing parameters
- Integrated rolling diaphragm that provides the pumping action to the mixing disc; the diaphragm will not abrade the surfaces or produce particulates
- Mixing tank jacket and insulation
- Weighing systems that utilize load cells enable accurate batch weight monitoring
- Auto-inflate and vent control options
- Adjustable powder hanger for 1,000 L and higher mixers that fits 1, 5, and 25 kg Powdertainer BPCs
- Open cart frame for easier cleaning



Standard features

- 304L stainless steel vessel and sliding window or door and window
- Clean room–grade stainless steel non-marring casters available on 30 L–1,000 L systems
- Rolling diaphragm
- Touchscreen Console: IP 54 enclosure

Applications


- Buffer and media preparation
- Final formulation
- High-viscosity mixing
- Heavy powder loads
- Suspension or resuspension
- Homogenization or rehomogenization
- Harvesting
- Storage
- Purification

imPULSE S.U.M. hardware and BPC specifications

imPULSE hardware

All products listed below are constructed with 304 stainless steel and include the touchscreen console and load cells.

Size	Description	Cat. No.
30 L	Jacketed, AC motor, sliding window	IM00030.9001
100 L	Jacketed, AC motor, sliding window	IM00100.9002
250 L	Jacketed, AC motor, swinging door	IM00250.9003
500 L	Jacketed, AC motor, swinging door	IM00500.9004
1,000 L	Jacketed, AC motor, auto-inflate	IM01000.9005
2,000 L	Jacketed, AC motor, auto-inflate	IM02000.9006
3,000 L	Jacketed, AC motor, auto-inflate	IM03000.9007
5,000 L	Jacketed, AC motor, auto-inflate	IM05000.9008



1,000 L imPULSE S.U.M.

imPULSE S.U.M. BPC specifications

All imPULSE BPCs are constructed of ASI 26/77 film and silicone tubing.

Description	Size	Cat. No.
1 inlet line: 1.5 in. tri-clover, 0.5 x 0.75 in. ID x OD	30 L	HM00285-I
1 inflate/vent line: 1.5 in. tri-clover, 0.5 x 0.75 in. ID x OD		
1 pressure sensing line: PendoTECH™ Pressure Sensor, 0.75 in. tri-clover, 0.5 x 0.75 in. ID x OD	100 L	HM00287-I
1 powder port: 3 in. tri-clover		
4 side probe ports: 0.5 in. AseptiQuik™ G Connector		
2 outlet/recirculation lines: MPX body with plug, 0.5 x 0.75 in. ID x OD	250 L	HM00288-I
1 inlet line: 1.5 in. tri-clover, 0.5 x 0.75 in. ID x OD		
1 inflate/vent line: 1.5 in. tri-clover, 0.75 x 1.125 in. ID x OD		
1 pressure sensing line: PendoTECH Pressure Sensor, 0.75 in. tri-clover, 0.5 x 0.75 in. ID x OD	500 L	HM00289-I
1 powder port: 3 in. tri-clover		
4 side probe ports: 0.5 in. AseptiQuik G Connector		
2 outlet/recirculation lines: MPX body with plug, 0.5 x 0.75 in. ID x OD		
1 inlet line: 1.5 in. tri-clover, 0.75 x 1.125 in. ID x OD	1,000 L	HM00291-I
1 inflate/vent line: 1.5 in. tri-clover, 0.75 x 1.125 in. ID x OD		
1 pressure sensing line: PendoTECH Pressure Sensor, 0.75 in. tri-clover, 0.5 x 0.75 in. ID x OD	2,000 L	HM00293-I
1 powder port: 3 in. tri-clover	3,000 L	HM00294-I
4 side probe ports: 0.5 in. AseptiQuik G Connector		
2 outlet/recirculation lines: MPU body with plug, 0.75 x 1.125 in. ID x OD	5,000 L	HM00295-I

Note: tubing lengths will vary according to each vessel size.

imPULSE S.U.M. hardware specifications

imPULSE S.U.M. hardware specifications

Working volume (L)			Unit dimensions*	Unit weight	
Nominal	Max.	Min.	(D x W x H)	Dry	Wet (Nominal working volume)
30	35	0	88.99 x 112.88 x 133.36 cm (35.04 x 44.44 x 52.50 in.)	245.9 kg (542.25 lb.)	279.62 kg (616.45 lb.)
100	107	0	104.77 x 121.12 x 160.83 cm (41.25 x 47.68 x 63.30 in.)	303.4 kg (668.9 lb.)	410.18 kg (904.29 lb.)
250	266	0	119.84 x 136.25 x 177.20 cm (47.18 x 53.64 x 69.76 in.)	513.8 kg (1,132.87 lb.)	776.77 kg (1,712.49 lb.)
500	549	0	136.26 x 141.03 x 202.30 cm (53.65 x 55.52 x 79.65 in.) With hoist: 136.26 x 150.41 x 327.37 cm (53.65 x 59.22 x 128.89 in.)	733.0 kg (1,616.7 lb.)	1,255.77 kg (2,768.48 lb.)
1,000	1,136	0	158.43 x 153.82 x 234.88 cm (62.37 x 60.56 x 92.47 in.) With hoist: 158.43 x 173.79 x 364.68 cm (62.37 x 68.42 x 143.57 in.)	928 kg (2,047.8 lb.)	1,960.43 kg (4,321.98 lb.)
2,000	2,038	0	189.58 x 162.42 x 259.92 cm (74.64 x 63.94 x 102.33 in.) With hoist: 189.58 x 190.05 x 384.43 cm (74.64 x 74.82 x 151.35 in.)	1,049 kg (2,411.9 lb.)	3,295.24 (7,264.72 lb.)
3,000	3,155	0	207.36 x 180.47 x 282.85 cm (81.64 x 71.05 x 111.36 in.) With hoist: 207.36 x 208.10 x 413.39 cm (81.64 x 81.92 x 162.75 in.)	1,730 kg (3814 lb.)	4,534.89 kg (9,997.75 lb.)
5,000	5,237	0	227.47 x 201.00 x 322.00 cm (89.56 x 79.13 x 126.77 in.) With hoist: 227.47 x 228.63 x 452.94 cm (89.56 x 228.63 x 178.32 in.)	3,251 kg (7167.2 lb.)	7,026.24 kg (15490.10 lb.)

* The unit dimensions listed are nominal and may vary depending on options selected.

Touchscreen Console for the HyPerforma and imPULSE S.U.M.s

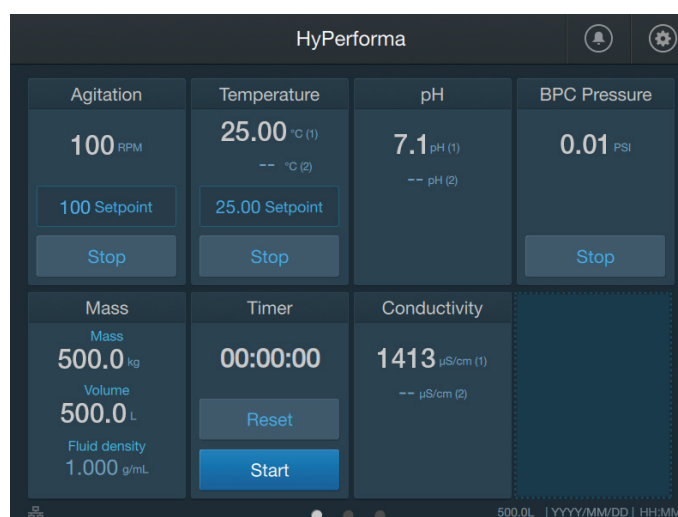
The Touchscreen Console provides state-of-the-art in-process monitoring and automation capability for the HyPerforma and imPULSE S.U.M.s. Its modular design allows for an easy-to-use custom user interface. Capabilities include: agitation, pumps, pinch valves, and temperature control. Users can easily visualize measurements from load cells, pH sensors, conductivity sensors, resistance temperature detectors (RTDs), and pressure sensors.

Key advantages

To suit various processes, the user is able to semi-automate their formulation, pH or saline titrations, and viral inactivation processes with the Touchscreen Console. Additionally, the system's modular design allows for an ergonomic, custom user interface. Simple, routine processes can be automated by utilizing measurement values to control the pumps, temperature control unit (TCU), and agitation motor. The data measured during a process can be exported remotely via Ethernet, Profibus, Modbus RTU, or using a USB drive.

Touchscreen Console module functionalities

The main screen is populated with user-selectable modules, which allow for simple screen customization.

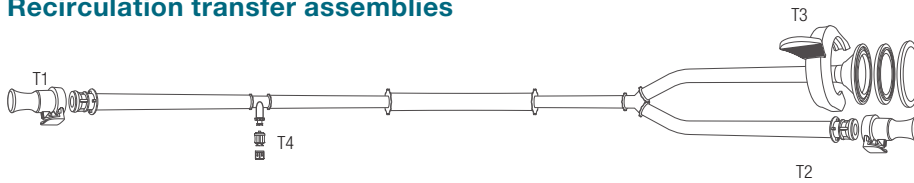


The interface above highlights the module functionalities for the HyPerforma S.U.M.

Modules	HyPerforma S.U.M.	imPULSE S.U.M.
Pump control	✓	✓
BPC pressure	✓	✓
Liquid pressure	✓	✓
Auxiliary output and input	✓	✓
Automated and metered fill and harvest	✓	✓
Agitation	✓	✓
Mass	✓	✓
Temperature	✓	✓
Timer	✓	✓
pH	✓	✓
Conductivity	✓	✓
Recipe function	✓	
PDC pressure		✓

imPULSE S.U.M. transfer assembly specifications

Recirculation transfer assemblies



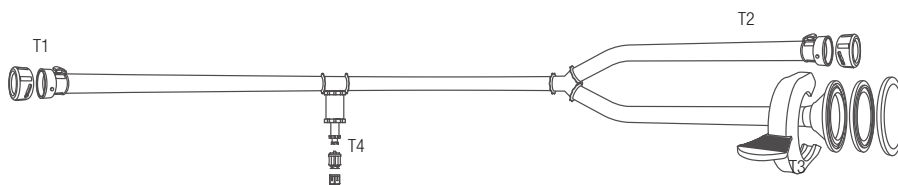
Tubing: silicone with size 90 PharMed BPT pump tubing, ID x OD: 1.27 x 1.91 cm (0.5 x 0.75 in.)

T1, T2: MPX insert with cap

T3: 3.8 cm (1.5 in.) sanitary x 1.27 cm (0.5 in.) barb with gasket, end cap, and push/pull clip

T4: Sample port

Description	Cat. No.
For less than 1,000 L 1.27 cm (0.5 in.) recirculation	HM00005-I



Tubing: silicone with size 90 PharMed BPT pump tubing, ID x OD: 1.91 x 2.86 cm (0.75 x 1.125 in.)

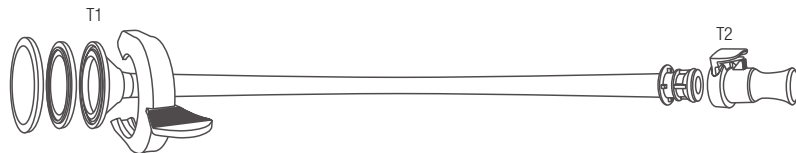
T1, T2: MPU insert with cap

T3: 3.8 cm (1.5 in.) sanitary x 1.91 cm (0.75 in.) barb with gasket, end cap, and push/pull clip

T4: Sample port

Description	Cat. No.
For 1,000 L and larger 1.91 cm (0.75 in.) recirculation	HM00006-I

Water fill transfer assemblies

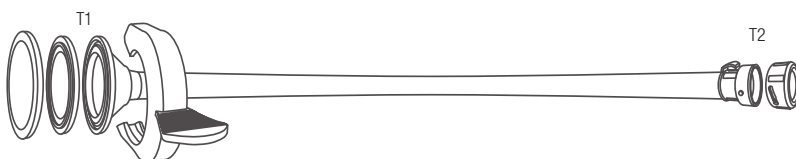


Tubing: silicone 182.9 cm (72 in.), ID x OD: 1.27 x 1.91 cm (0.5 x 0.75 in.)

T1: 3.8 cm (1.5 in.) sanitary x 1.27 cm (0.5 in.) barb with gasket, end cap, and push/pull clip

T2: MPX insert with cap

Description	Cat. No.
For less than 1,000 L 1.27 cm (0.5 in.) water fill	HM00015-I



Tubing: silicone 182.9 cm (72 in.), ID x OD: 1.27 x 1.91 cm (0.5 x 0.75 in.)

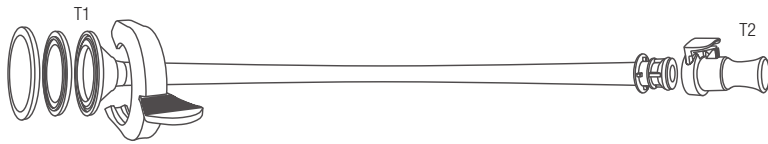
T1: 3.8 cm (1.5 in.) sanitary x 1.91 cm (0.75 in.) barb with gasket, end cap, and push/pull clip

T2: MPU insert with cap

Description	Cat. No.
For 1,000 L and larger 1.91 cm (0.75 in.) water fill	HM00016-I

imPULSE S.U.M. transfer assembly specifications

Inflation transfer assemblies

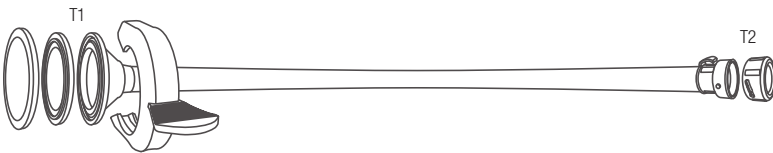


Tubing: silicone 365.8 cm (144 in.), ID x OD: 1.27 x 1.91 cm (0.5 x 0.75 in.)

T1: 3.8 cm (1.5 in.) sanitary x 1.27 cm (0.5 in.) barb with gasket, end cap, and push/pull clip

T2: MPX insert with cap

Description	Cat. No.
For less than 1,000 L 1.27 cm (0.5 in.) air inflate and purge	HM00017-I



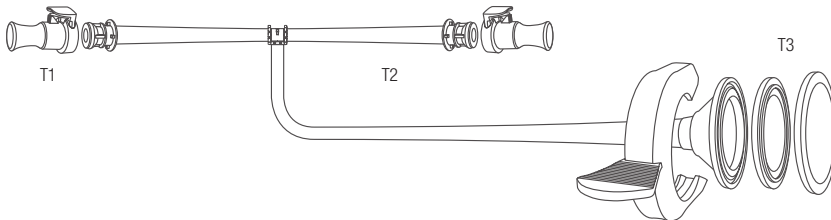
Tubing: silicone 396.2 cm (156 in.), ID x OD: 1.91 x 2.86 cm (0.75 x 1.125 in.)

T1: 3.8 cm (1.5 in.) sanitary x 1.91 cm (0.75 in.) barb with gasket, end cap, and push/pull clip

T2: MPU insert with cap

Description	Cat. No.
For 1,000 L and larger 1.91 cm (0.75 in.) air inflate and purge	HM00018-I

Vent transfer assemblies

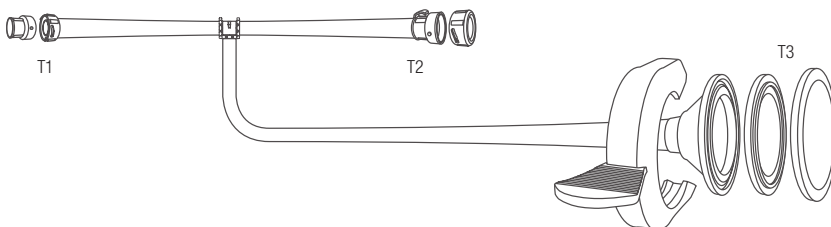


Tubing: silicone 15.2 x 15.2 x 152.4 cm (6 x 6 x 60 in.), ID x OD: 1.27 x 1.91 cm (0.5 x 0.75 in.)

T1: MPX body with cap **T2:** MPX insert with cap

T3: 3.8 cm (1.5 in.) sanitary x 1.27 cm (0.5 in.) barb with gasket, end cap, and push/pull clip

Description	Cat. No.
For less than 1,000 L 1.27 cm (0.5 in.) vent fill	HM00019-I



Tubing: silicone 22.9 x 22.9 x 182.9 cm (9 x 9 x 72 in.), ID x OD: 1.91 x 2.86 cm (0.75 x 1.125 in.)

T1: MPU body with cap **T2:** MPU insert with cap

T3: 3.8 cm (1.5 in.) sanitary x 1.91 cm (0.75 in.) barb with gasket, end cap, and push/pull clip

Description	Cat. No.
For 1,000 L and larger 1.91 cm (0.75 in.) vent fill	HM00020-I

DHX Heat Exchanger

The Thermo Scientific™ DHX™ Heat Exchanger is a modular heat exchanger system that uses single-use BPCs as the fluid path. The BPCs fit tightly between five stainless steel plates, efficiently transferring heat in a countercurrent flow path. The DHX exchanger provides efficient heat transfer that easily integrates into any process.



Key features

- Completely isolated flow paths for process fluid and heat transfer fluid.
- Counter-current, serpentine flow patterns.
- Dimpled jacketing on the plates to ensure turbulent flow.
- BPCs fill in place with no operator interaction.
- Modular design and small overall footprint allows for changing process needs.
- Helps reduce infrastructure requirements.
- Helps reduce processing time.
- Helps improve product consistency.

Applications

- cGMP commercial and clinical biotherapeutics, vaccines, and other biologic processes.
- Upstream applications include: media hold, fermentation, cell separation/protein harvest, harvest cooling, and harvest hold.
- Downstream applications include: harvest hold, buffers, protein purification, and bulk drug substance.

Technical specifications

- **Effective heat transfer area:** up to 27 square feet
- **Overall dimensions (W x D x H):** 50.8 x 73.66 x 68.58 cm (20 x 29 x 27 in.)
- **Number of plates:** 5
- **Number of BPCs:** up to 4
- **Dry weight:** 150 kg (330.7 lb)
- **Full weight (includes four BPCs):** 190 kg (418.9 lb)

DHX plate system

- **Material of construction:** 316L stainless steel
- **Pressure/temperature rating:** FV/140 psig at 150°F
- **Pressure vessel code:** ASME U-1
- **Connections:** 1/2 in. compression

Ordering information

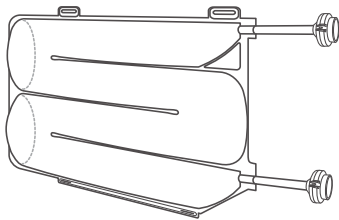
Description	Cat. No.
316 stainless steel DHX unit	DHX1001

DHX Heat Exchanger BPCs

Specifications

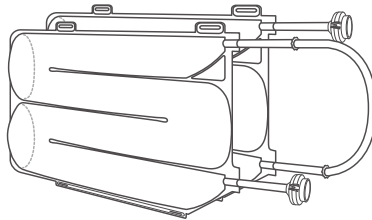
- Single-use BPC material: polyethylene, ASI 26/77 film
- Interconnecting tubing: C-Flex
- Pressure/temperature rating (installed in DHX plate system): 20 psig at 122°F (50°C)
- Connections: GE ReadyMate Disposable Aseptic Connector (DAC) 500 as standard—custom connections upon request
- Single BPC volume: 6 L
- Flow rate capacity: up to 15 liters per minute (LPM)

Single BPC



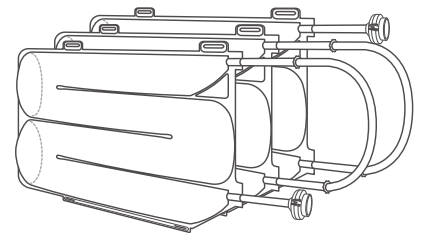
Description	Cat. No.
1 BPC with DAC connections	DX00006-I

2 BPCs



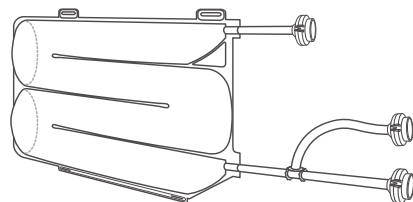
Description	Cat. No.
2 BPCs with DAC connections	DX00007-I

3 or 4 BPCs



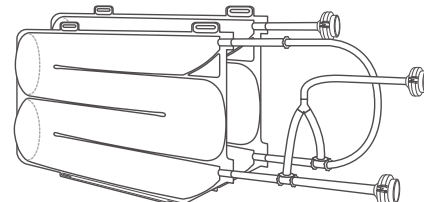
Description	Cat. No.
3 BPCs with DAC connections	DX00008-I
4 BPCs with DAC connections	DX00009-I

Single BPC



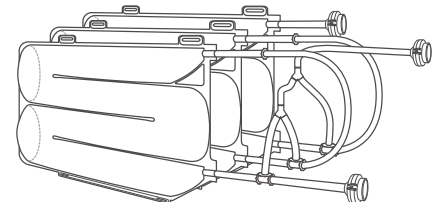
Description	Cat. No.
1 BPC with DAC connections and drain	DX00010-I

2 BPCs



Description	Cat. No.
2 BPCs with DAC connections and drain	DX00011-I

3 or 4 BPCs



Description	Cat. No.
3 BPCs with DAC connections and drain	DX00012-I
4 BPCs with DAC connections and drain	DX00013-I

inSITE Integrity Testing System

The Thermo Scientific™ inSITE™ Integrity Testing System helps protect single-use consumables from potential flaws by testing BPCs for damage that can occur during handling. The inSITE system detects leaks that can occur between the end-user's warehouse to the clean room floor, or from improper handling and loading procedures.

In addition to the long-term value that the integrity-testing functions provide, the inSITE system has additional features that ease the operator's tasks and manage the quality of the BPC all the way up to the liquid filling cycle.

Testing

- **Inflation cycle**—assists the operator in the loading of BPCs with minimal interaction and reduces the risk of flaws from handling
- **Gross leak detection**—quickly finds small leaks (100–1,000 μm) and confirms connection and setup of the BPC
- **Fine leak detection**—unique for each tank and BPC assembly; it is dependent on time allotment and environment
- **Liquid filling cycle**—moderates the internal pressure within the BPC while fluid is being introduced; the cycle is configured to regulate the open/close position of the coaxial valve mounted on the inSITE system



Key features

- Point-of-use integrity testing
- Gross and fine leak detection
- Guided validation setup tests BPCs up to 5,000 L
- Inflation procedure improves loading and placement in tanks
- Liquid filling cycle regulates internal pressure while fluid is being introduced
- Permanent and disposable pressure sensors provide comparative pressure data

Specifications

- **Maximum operating pressure:** Up to 125 mbar
- **Measuring ranges:**
 - **Test Pressure:** Up to 40 mbar
 - **Maximum Measurable Volume:** 5,000 L
 - **Gross Leak Flaw Sizes:** 100–1,000 μm
- **Operating conditions:**
 - **Room Temperature:** 18–24°C (65–75°F)
 - **Relative Humidity:** 5–95% Non-condensing

Ordering information

Description	Dimensions (W x D x H)	Weight	Electrical requirements	Cat. No.
Single channel	66 x 74 x 147 cm (26 x 29 x 58 in.)	175 kg (386 lb)	110–220 VAC, 50–60Hz	IN1009
Multichannel	66 x 74 x 147 cm (26 x 29 x 58 in.)	200 kg (440 lb)	110–220 VAC, 50–60Hz	IN1010

TruDO and TrupH sterilizable sensors

We provide reusable sensors with high reliability and superior performance for cell culture and fermentation process monitoring. Thermo Scientific™ TruDO™ and TrupH™ sensors have been specifically designed to minimize drift in bioprocess environments, undergo sterilization cycles, and help ensure measurement consistency from batch to batch. We also provide material certificates and lot traceability for cGMP applications.



Sensor specifications				
	TrupH K8	TrupH VP6	TruDO Optical	TruDO
Measurement	Electrochemical	Electrochemical	Optical phase shift	Polarographic
Range	pH 0–14	pH 0–14	4 ppb to 300% saturation	10 ppb to 200% saturation
Max precision range	pH 2–12	pH 2–12	–	–
Temperature	0°C to 135°C (32°F to 275°F)	0°C to 135°C (32°F to 275°F)	0°C to 130°C (32°F to 266°F)	0°C to 135°C (32°F to 275°F)
Pressure	6 bar (87 psi) max	6 bar (87 psi) max	12 bar (174 psi) max	4 bar (58 psi) max
Connection	PG 13.5	PG 13.5	PG 13.5	PG 13.5
Connector type	K8	VP6	VP8	D4, VP6
Sensor cable length (vessel size: 1 L)	120 mm (4.7 in.)	120 mm (4.7 in.)	120 mm (4.7 in.)	120 mm (4.7 in.)
Sensor cable length (vessel size: 3 L)	225 mm (8.9 in.)	225 mm (8.9 in.)	225 mm (8.9 in.)	225 mm (8.9 in.)
Sensor cable length (vessel size: 7 L)	325 mm (12.8 in.)	325 mm (12.8 in.)	325 mm (12.8 in.)	325 mm (12.8 in.)
Sensor cable length (vessel size: 15 L)	425 mm (16.7 in.)	425 mm (16.7 in.)	425 mm (16.7 in.)	425 mm (16.7 in.)
Wetted material	Glass	Glass	316L stainless steel USP Class VI silicone	316L stainless steel
Temperature compensation	NA	NA	22 Kohm thermistor	22 Kohm thermistor
Surface finish	NA	NA	Electropolish RA12	Electropolish RA12

TruTorr II single-use pressure sensor

High-accuracy single-use headspace pressure sensor

The Thermo Scientific™ TruTorr™ II single-use pressure sensor is a single-use solution for measuring headspace pressure and preventing rupture of a bioprocessing container. A TruTorr II loop consists of a disposable pressure sensor, a cable, and a transmitter blade that is seamlessly integrated into a bioreactor controller.



TruTorr II single-use pressure sensor specifications

Environmental

Operating temperature	10°C to 45°C (50°F to 113°F)
Maximum operating pressure	5.0 psi
Storage temperature	0°C to 60°C (32°F to 140°F)
Storage relative humidity	10% to 90% (noncondensing)
Altitude limit	12,192 m (40,000 ft)
Materials	USP Class VI

Performance

Measuring range	0 to 0.48 barg (0 to 7 psig)
Relative accuracy	3.5 mbarg (0.05 psig)
Accuracy	±0.1 psig @ 0–1 psi, ±0.2 psig @ 3–7 psi, ±0.35 psig @ 3–5 psi
Response time (T90 agitated)	<1 second
Drift (21 days)	13.6 mbarg
Calibration	Precalibrated (chip) 1-point standardization at gauge required
Gamma irradiation	25–40 kGy is the standard range (for radiation doses outside this range, contact Thermo Fisher Scientific)

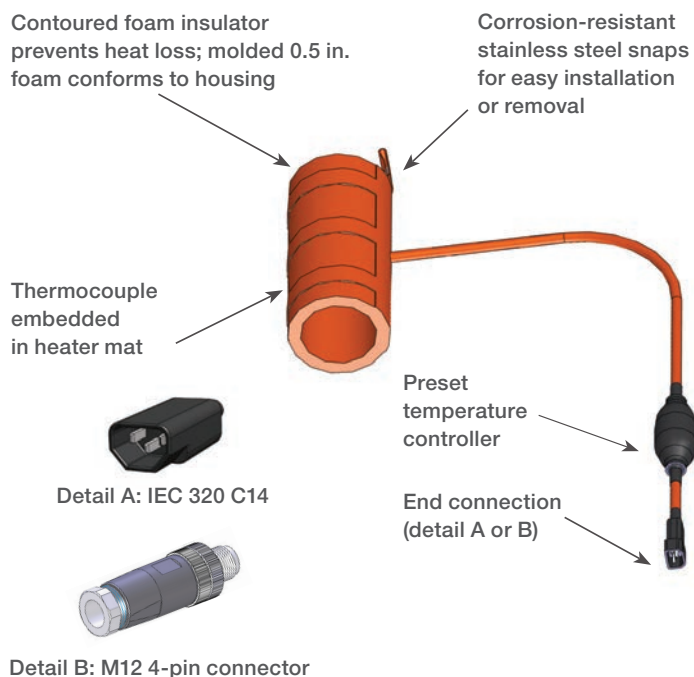
Compatibility and manufacturing

Biocompatibility	Materials in contact with process meet USP Class VI ISO 10993-5 standards, animal origin-free and BPA-free
Use case	Warranty valid for one gamma sterilization cycle and use
Manufacturing environment	ISO 14644-1, Class 10,000 clean room (ISO 7)

Vent filter heaters

For use with single-use bioreactors and fermentors

The Thermo Scientific™ vent filter heater system consists of a heater, preset temperature controller and a power cord. It also includes a fully insulated resistive heating element with molded silicone foam. It is secured around the filter by use of snap retainers and fully encapsulates the exhaust filters for consistent temperature regulation. The temperature controller is preset at 50°C. Vent filter heaters come standard with or without preset temperature control. Vent filter heaters without preset temperature controllers require integrated controls to operate the heating element. Refer to the vent filter heater user's manual included in the system equipment turnover package for more information. Vent filter heaters should not be operated above 50°C.



Ordering information

The required parts are sold as a kit that includes a vent filter heater, controller with a watertight closure, quick connects, and installation power cord.

Description	Voltage	Power	Controller	End connection	Manuf. No.	Cat. No.
S.U.F. vent filter heaters						
Suspended series 46	120 VAC	53 W	Preset	IEC 320 C14	9699-1463	SV50191.35
Suspended series 46	240 VAC	53 W	Preset	IEC 320 C14	9699-1464	SV50191.36
Suspended series 46*	120 VAC	53 W	Integrated	Flying lead	9699-0744	SV50191.41
Suspended series 46*	240 VAC	53 W	Integrated	Flying lead	9699-0745	SV50191.42
Suspended series 46	120 VAC	53 W	Integrated	M12 4-pin connector	9599-0764	SV50191.49
Suspended series 46	240 VAC	53 W	Integrated	M12 4-pin connector	9599-0765	SV50191.50
S.U.B. vent filter heaters						
Meissner 10 in. series 46	120 VAC	99.6 W	Preset	IEC 320 C14	9699-1461	SV50191.33
Meissner 10 in. series 46	240 VAC	99.6 W	Preset	IEC 320 C14	9699-1462	SV50191.34
Meissner 10 in. series 46	120 VAC	99.6 W	Integrated	M12 4-pin connector	9699-0762	SV50191.47
Meissner 10 in. series 46	240 VAC	99.6 W	Integrated	M12 4-pin connector	9599-0763	SV50191.48
Pall Kleenpak KA3 series 46	120 VAC	23.8 W	Preset	IEC 320 C14	9699-1459	SV50191.31
Pall Kleenpak KA3 series 46	240 VAC	30.3 W	Preset	IEC 320 C14	9699-1460	SV50191.32
Pall Kleenpak KA3 series 46	120 VAC	23.8 W	Integrated	M12 4-pin connector	9599-0760	SV50191.45
Pall Kleenpak KA3 series 46	240 VAC	30.3 W	Integrated	M12 4-pin connector	9599-0761	SV50191.46

* Information Not available for NEMA Standards. All other vent filters conform to NEMA standards

TruService solutions portfolio

A full range of service solutions for every budget and operating plan

Our modern automation and control equipment is very reliable and requires very little servicing. However, some processes can be quite chemically or biologically aggressive, causing equipment and instruments to need maintenance, calibration, or replacement parts.

Fully qualified field service engineers are available by telephone for remote support. Routine or daily service tasks can be performed by site maintenance personnel; but when specialized help is required, our service team is on call for support. The Thermo Scientific™ TruService™ solution can provide the right balance between the assistance required by your equipment and your budgetary requirements.

- Plans are based on a set number of on-site service hours per year; the more hours purchased, the larger the daily rate discount
- Plans offer special discounts on upgrades, software, customizations, spare parts, and training
- Plans allow same-day or next-business-day telephone and/or remote support
- When required, a service technician can arrive on-site within 2–4 business days depending on the plan



Service offerings include:

- Preventative maintenance
- Corrective maintenance
- Remote access
- Software installation
- OPC connectivity
- System installation and decommissioning
- Additional hardware integration
- Upgrade support
- cGMP documentation support
- System startup and refresher training
- Loop tuning and system configuration
- Technical support
- Discounts on spare parts and safety stock

Clear and simple annual plans

Elite

- 40 hours of on-site services
- On-site response time of 1–4 business days
- 5% discount*

Premium Elite

- 80 hours of on-site services
- On-site response time of 1–3 business days
- 10% discount*

Super Elite

- 160 hours of on-site services
- On-site response time of 1–2 business days
- 15% discount*

Custom service plans

Service plans can be tailored to meet your local or global business needs across single or multiple locations.

CaptureSelect and POROS Purification Products

Purifying next-generation biotherapeutics

To meet your downstream processing needs, we offer a broad portfolio of purification products supporting biopharmaceutical development. We offer a variety of commercialized resins for affinity, ion exchange (IEX), and hydrophobic interaction chromatography (HIC) applications accompanied by a robust analytical tool set for characterization and detection of biological compounds.

Thermo Scientific™ POROS™ bulk chromatography resins are used throughout the industry offering high-performance, high-throughput, process-scale bioseparations.

Thermo Scientific™ CaptureSelect™ affinity products are available for process-scale or analytical bioseparations for a wide variety of biotherapeutic compounds including antibodies and antibody fragments, recombinant and plasma proteins, and viral vectors.

Our custom ligand and resin discovery platforms enable the development of innovative purification resins, providing a solution for challenging downstream processes. We can design a custom ligand or develop a resin for your unique separation needs.



Figure 1. This workflow is depicting a typical downstream process for bio-therapeutics development. CaptureSelect and POROS resins can be used for both capture and polishing purification steps.



CaptureSelect technology

Maximize efficiency of your capture chromatography step with CaptureSelect affinity resins

Thermo Scientific™ CaptureSelect™ ligands offer a unique affinity purification solution based on camelid-derived single-domain V_HH antibody fragments. Through their tunable specificity and easy formatting, these small 14 kDa affinity ligands are the solution for complex biomolecule purification challenges. The resins enable increased purity and yield in a single step and are designed to simplify workflows, thereby reducing time and cost in biopharmaceutical drug development.

Unique features of CaptureSelect affinity resins:

- Affinity through antibody selectivity
- Unique screening technology for target specificity, mild elution, and stability
- Animal origin-free production process in yeast

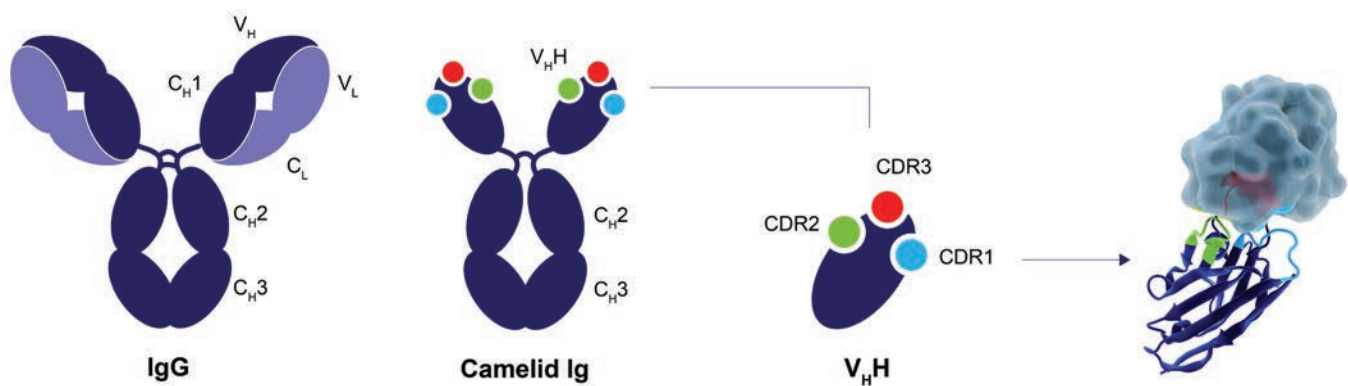


Figure 2. CaptureSelect technology. The small size of the V_HH fragments allows binding to epitopes that are difficult to access.

POROS technology

Simplify your downstream process with POROS chromatography resins

Thermo Scientific™ POROS™ chromatography IEX and HIC resins address the industry bottlenecks caused by increased titers and product demands for antibodies and recombinant proteins. Through their high resolution, high capacity, and flow rate-independent performance, POROS chromatography resins help improve process throughput and flexibility.

These best-in-class chromatography resins are designed for both analytical and process-scale separations of biomolecules such as monoclonal antibodies, recombinant proteins, DNA, viruses, and peptides. The high resolution of POROS resins supports excellent separation of closely related product forms. The high capacity and throughput helps to simplify the development process and to decrease process times of biopharmaceutical manufacturing.

POROS chromatography resins unique features:

- **Poly(styrene-divinylbenzene) backbone**—resulting in linear and scalable performance. The beads are highly robust and chemically stable allowing for stringent cleaning when needed.
- **Large throughpores**—resulting in a reduced mass transfer compared to other available resins. Capacity and resolution are maintained over a wide range of linear velocities, making the purification process more efficient.
- **50 µm bead size**—resulting in superior resolution. The smaller particle size results in tighter peaks and smaller elution volumes, helping to overcome tank size limitations at larger scale.




Figure 3. Scanning electron microscope images showing the POROS bead (left) and the large throughpore structure of the bead (right).

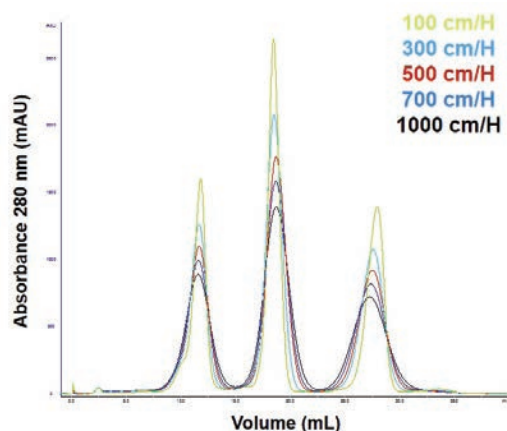


Figure 4. The graph shows the excellent resolution characteristics of the POROS resins and demonstrates resolution is well maintained when flow rates increases.

Quality you can count on

Our products and services are specifically designed to enable proven performance through innovative, efficient, and highly effective downstream applications. From a single supplier you can optimize production, improve process efficiency, add flexibility, and fast-track product development and market introduction by selecting from our portfolio.

POROS chromatography resins are produced in a validated, state-of-the-art manufacturing facility in Bedford, Massachusetts. The facility has 60,000 square feet of production space and is ISO 13485:2016 certified.

Thermo Fisher Scientific owns the production process of the resins from qualified raw materials to released finished goods. We do not utilize chromatography media intermediates from other suppliers. This gives us



Bedford, Massachusetts, USA facility

Certification status: ISO 13485:2016

• Key capabilities:

- POROS bulk chromatography resin manufacturing, including QC analysis
- HPLC column packing
- Production of customized process-scale resins

complete traceability and control over the entire process. Also, because we control the entire manufacturing process, our customers are protected from supply shortages and disruptions. The base material is polymerized, coated, functionalized, sized, and exchanged into shipping solvent prior to packaging.

The CaptureSelect affinity products are manufactured at our production site in Naarden, the Netherlands. The facility is ISO 9001:2015 certified, and includes two lines of 15,000 L (15 cbm) fermentation reactors, micro- and ultrafiltration systems for biomass removal and product concentration, and a separate purification suite for efficient industrial production of the affinity ligands.

Second site sourcing for the CaptureSelect affinity ligands is assured by manufacturing capabilities at the Thermo Fisher Scientific site in Vilnius, Lithuania, operating under ISO 9001-2015 and ISO 13485 certification.



Naarden, The Netherlands facility

Certification status: ISO 9001

• Key capabilities:

- Production of CaptureSelect affinity ligands and process-scale affinity resins, including QC analysis
- Production of customized process-scale affinity resins

Affinity chromatography

Purification of antibody-derived therapeutics

We have developed a unique portfolio of affinity resins, helping you to develop next-generation antibody therapeutics. These affinity resins can be used for clinical and commercial production, and include:

- A platform solution for manufacturing of Fab fragments, irrespective of the type of light chain
- Scalable solutions for poor Protein A binding antibodies and antibody fragments
- Affinity resins offering mild elution conditions for Fc-fusion proteins and pH-sensitive IgGs
- A cost-effective Protein A resin to help reduce cost of clinical manufacturing

In addition to the affinity resins, we also offer product-specific ELISAs to measure any ligand potentially leaching from the column and conjugated ligands for use in analytical assays.

Ordering information

Description	Quantity	Cat. No.
POROS MabCapture A Select Resin	250 mL	4374729
	1 L	4374735
	5 L	4374728
CaptureSelect CH1-XL Affinity Matrix	250 mL	1943462250
	1 L	194346201L
	5 L	194346205L
CaptureSelect KappaXP Affinity Matrix	250 mL	1943212250
	1 L	194321201L
	5 L	194321205L
CaptureSelect KappaXL Affinity Matrix	250 mL	1943210250
	1 L	19432101L
	5 L	19432105L
CaptureSelect FcXL Affinity Matrix	250 mL	1943280250
	1 L	19432801L
	5 L	19432805L

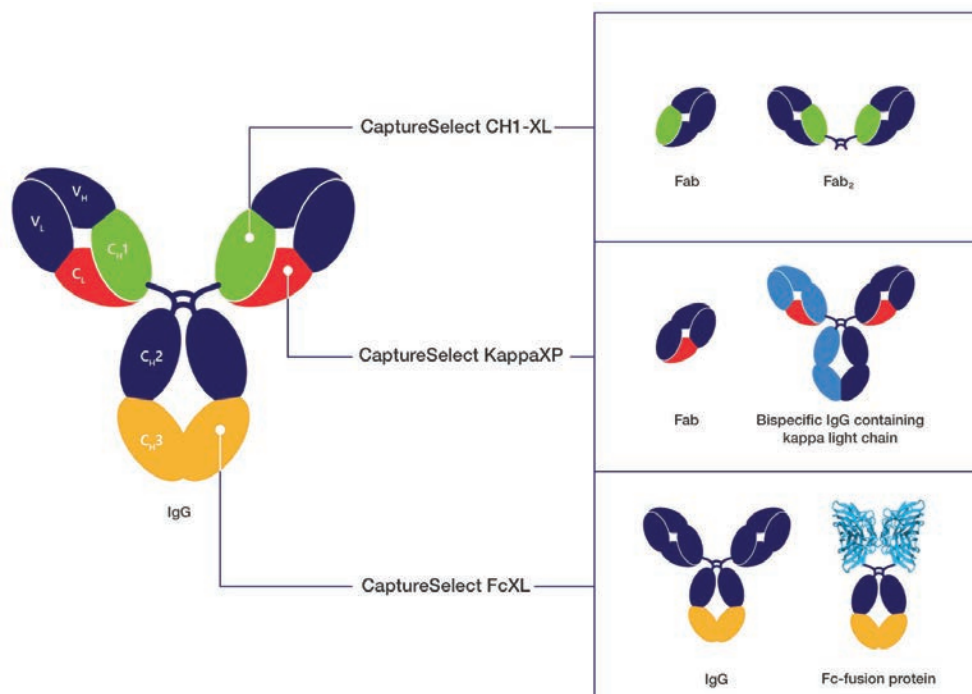


Figure 5. CaptureSelect affinity resins for antibody purification. This image depicts where the various products bind the antibody or antibody fragment.

Check out our other resins and additional sizes at

[thermofisher.com/captureselect](https://www.thermofisher.com/captureselect)

Affinity chromatography

Purification of recombinant proteins, biosimilars, and vaccines

Biosimilars and recombinant proteins

CaptureSelect affinity resins help you to develop biosimilars, biobetters, and other types of recombinant proteins. These affinity resins can be used for clinical and commercial production. CaptureSelect protein purification products exhibit affinity and specificity for their target proteins, for efficient single-step purification of non-antibody biomolecules.

Key features

- **Selectivity**—high purity in single step; feedstock-independent
- **Mild elution conditions**—retention of biological activity of target
- **Reduction of process steps**—helps reduce costs, allows higher yields
- **Efficient clearance of HCP, DNA, virus**—high selectivity in one capture step

In addition to the affinity resins, we also offer product-specific ELISAs to measure any ligand potentially leaching from the column and conjugated ligands for use in analytical assays.

Protein vaccine development with C-tag and C-tagXL affinity resin

One of the major bottlenecks in protein vaccine development is obtaining sufficient quantities of high-quality and pure protein. The C-tag affinity tag allows for recombinant protein production through the addition of a small tag (4 amino acids) to the protein of interest. The Thermo Scientific™ CaptureSelect™ C-tagXL Affinity Resin combines the unique selectivity to the C-tag with the benefits of a robust and high-quality affinity matrix allowing for high yield and purity in a single purification step.

Benefits of C-tag:

- Small inert tag, limiting effect on protein functionality
- Highly selective when fused at the C-terminus of a protein
- Limits drawbacks of conventional tags such as lack of selectivity, heavy metal waste, or limited reusability
- Enables high target yield and purity from complex mixtures (compared to His6 tag)

Benefits of the CaptureSelect C-tagXL affinity matrix:

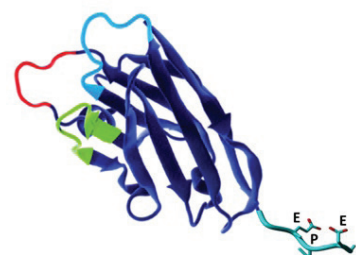
- Enables high target purity and yield from complex mixtures
- Mild elution, protecting the protein of interest
- Scalable

Check out additional sizes at

[thermofisher.com/captureselect](https://www.thermofisher.com/captureselect)

Ordering information

Description	Qty	Cat. No.
CaptureSelect FSH Affinity Matrix	250 mL	1943180250
	500 mL	1943180500
	1 L	19431801L
	5 L	19431805L
CaptureSelect Human Albumin Affinity Matrix	250 mL	1912970250
	500 mL	1912970500
	1 L	19129701L
	5 L	19129705L
CaptureSelect hCG Affinity Matrix	250 mL	1943410250
	500 mL	1943410500
	1 L	19434101L
	5 L	19434105L
CaptureSelect tPA Affinity Matrix	250 mL	1943430250
	1 L	19434301L
	5 L	19434305L
	CaptureSelect TSH Affinity Matrix	250 mL
1 L		194356201L
5 L		194356205L
CaptureSelect hGH Affinity Matrix		250 mL
	1 L	194316001L
	5 L	194316005L
	CaptureSelect C-tagXL Affinity Matrix	250 mL
1 L		1943072500
5 L		194307201L
10 L		194307205L



Affinity chromatography

Purification of viral vectors

AAV-based gene therapy vectors

The non-pathogenic adeno-associated virus (AAV) has emerged as the vector of choice in many gene therapies currently in development. Purification of biologically active viral vectors at large-scale commercial use is a challenge. The Thermo Scientific™ POROS™ CaptureSelect™ AAV affinity resins help to overcome this challenge and enable scale-up of viral vector production.

POROS CaptureSelect AAV affinity resins

The utilization of POROS CaptureSelect AAV affinity resins represents a significant improvement to the downstream processing of AAV vectors. The unique CaptureSelect ligand technology is combined with the large pore structure of POROS resins to enable the development of large biomolecules such as viral vectors and vaccines.

The use of AAV affinity resins helps to:

- Limit the number of steps and maximize productivity in the AAV purification process
- Increase purity and yield in a single capture step
- Increase process flexibility and throughput
- Scale up the AAV manufacturing process
- Establish a single purification platform for multiple AAV serotypes

Ordering information

Description	Quantity	Cat. No.
POROS CaptureSelect AAV8 Resin	250 mL	A30792
	1 L	A30793
	5 L	A30794
	10 L	A30795
POROS CaptureSelect AAV9 Resin	250 mL	A27355
	1 L	A27359
	5 L	A27358
	10 L	A27357
POROS CaptureSelect AAVX Affinity Resin	250 mL	A36742
	1 L	A36743
	5 L	A36744
	10 L	A36745



Resin	Binding capacity (vg/mL)*	Serotype affinity
POROS CaptureSelect AAV8	>10 ¹³	AAV8
POROS CaptureSelect AAV9	>10 ¹⁴	AAV9
POROS CaptureSelect AAVX	>10 ¹⁴	AAV1, AAV2, AAV3, AAV4, AAV5, AAV6, AAV7, AAV8, AAV9, recombinant and chimeric vectors

* Viral genomes per milliliter; binding capacity will vary based on serotype, feed stream, additives, and mutations to parent serotypes.

Ion exchange chromatography

POROS ion exchange resins

Thermo Scientific™ POROS™ ion exchange (IEX) resins are the industry standard for large-scale polish chromatography applications. POROS IEX resins allows target molecule binding and impurity removal over a broad range of process conditions, thereby increasing process flexibility and manufacturing throughput.

POROS anion exchange resins

The Thermo Scientific™ POROS™ anion exchange (AEX) resin portfolio offers four unique chemistries (Table 1). These strong and weak AEX resins possess distinctive selectivity in bind/elute as well as flow-through operation to produce the highest purity elution.

POROS anion exchange applications

- Monoclonal antibodies, bispecific antibodies, and antibody–drug conjugates (ADCs)
- Enzymes, hormones, and blood products
- Vaccines, viral vector plasmids, and oligonucleotides
- Viral vector polishing
- Excellent clearance of DNA in flow-through mode

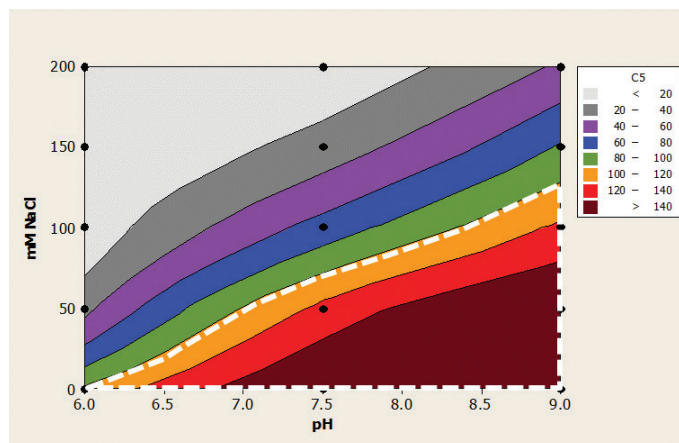


Figure 6. The dynamic binding capacity of POROS XQ resin with BSA at 5% breakthrough as a function of pH and salt concentration. High capacity is obtained under a wide range of process conditions. The orange, red, and dark red areas indicate the conditions in which greater than 100 mg/mL binding capacity of BSA can be obtained. Column: 0.46 cm (D) x 20 cm (L); load: 10 mg/mL BSA; base buffer: 20 mM Bis-Tris propane; flow rate: 300 cm/hr.

Anion exchange resins.

Resin	XQ	HQ	PI50	D50
Type of AEX resin	Strong	Strong	Weak	Weak
Surface chemistry	Fully quaternized amine	Quaternized polyethyleneimine (mixed amine)	Polyethyleneimine (mixed amine)	Dimethylaminopropyl
BSA binding capacity	>140 mg/mL	75 mg/mL	80 mg/mL	90 mg/mL
pH range	1–14	1–14	1–9	1–9

Viral clearance results for two common model viruses XmuLV and MMV.

POROS XQ and HQ resins provide excellent viral clearance capabilities over an increasing range of conductivities.

Conductivity	Loading	POROS HQ		POROS XQ	
		XmuLV log ₁₀ reduction	MMV log ₁₀ reduction	XmuLV log ₁₀ reduction	MMV log ₁₀ reduction
5 mS/cm	500 g/L	>4.31 ± 0.12	>5.10 ± 0.09	>4.31 ± 0.12	>5.10 ± 0.09
10 mS/cm	500 g/L	>4.39 ± 0.14	2.49 ± 0.20	>4.39 ± 0.14	1.61 ± 0.23
15 mS/cm	500 g/L	4.13 ± 0.33	1.03 ± 0.13	3.46 ± 0.29	0.19 ± 0.28

Ion exchange chromatography

POROS ion exchange resins

POROS cation exchange resins

Thermo Scientific™ POROS™ HS and XS resins are 50 µm strong cation exchange (CEX) resins based on a sulfopropyl functionalization and can be used over a wide range of pH (1–14) and conductivity conditions. These CEX resins have a high dynamic-binding capacity for more basic biomolecules and provide superior resolution for unprecedented impurity clearance independent of scale and flow rate.

POROS cation exchange applications

- Monoclonal antibodies, bispecific antibodies, and antibody–drug conjugates (ADCs)
- Vaccines and virus-like particles
- Viral vectors, exosomes, and lipid nanoparticles

POROS resin	HS	XS
Type of CEX resin	Strong	Strong
Surface chemistry	Sulfopropyl	Sulfopropyl
IgG binding capacity (mg/mL)	70	115
pH range	1–14	1–14

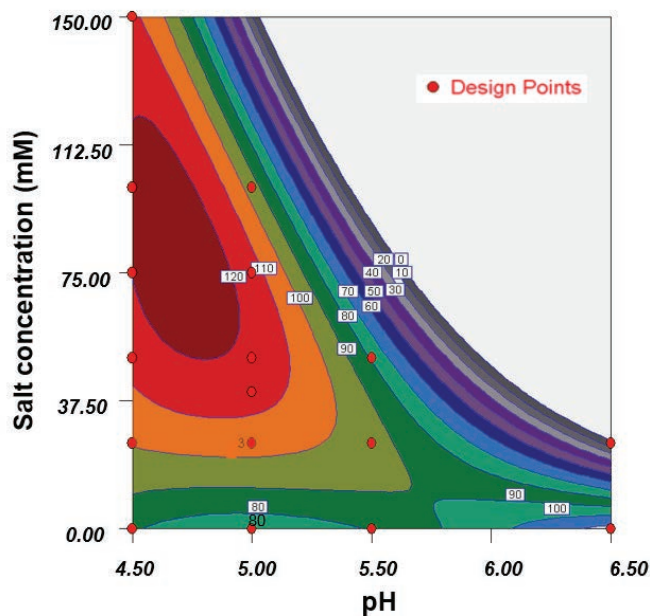


Figure 7. Binding capacity of POROS XS resin with IgG at 5% breakthrough. High binding capacity is obtained under a wide range of process conditions. Column: 0.46 cm (D) x 20 cm (L); buffer: 20 mM MES; load: 5 mg/mL IgG; flow rate: 300 cm/hr.

Ordering information

Description	Quantity	Cat. No.
POROS XQ 50 µm Strong Anion Exchange Resin	250 mL	4467820
	1 L	4467818
	5 L	4467817
	10 L	4467816
POROS HQ 50 µm Strong Anion Exchange Resin	250 mL	1255911
	1 L	1255907
	5 L	1255909
	10 L	1255908
POROS PI 50 µm Weak Anion Exchange Resin	250 mL	1245911
	1 L	1245907
	5 L	1245909
	10 L	1245908
POROS D 50 µm Weak Anion Exchange Resin	250 mL	1365911
	1 L	1365907
	5 L	1365909
	10 L	1365908
POROS XS 50 µm Strong Cation Exchange Resin	250 mL	4404337
	1 L	4404336
	5 L	4404335
	10 L	4404334
POROS HS 50 µm Strong Cation Exchange Resin	250 mL	1335911
	1 L	1335907
	5 L	1335909
	10 L	1335908

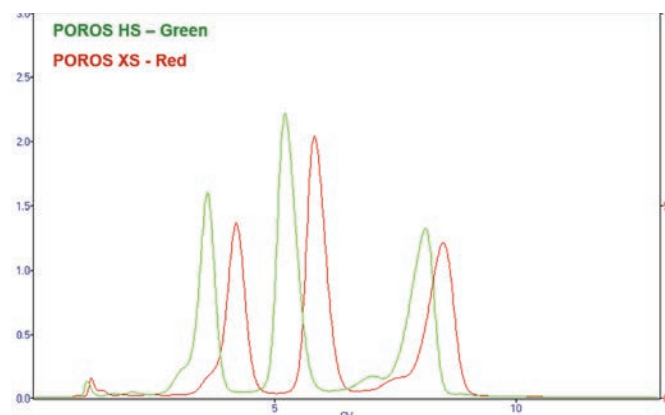


Figure 8. POROS XS and HS resins present with similar, high-resolution properties. Column: 1 cm (D) x 20 cm (L); buffer A: 20 mM MES, 25 mM NaCl pH 6.2; buffer B: 20 mM MES, 1 M NaCl pH 6.2; Elution: gradient 10%–50% buffer B, 7.5 CV; flow rate: 300 cm/hr; protein mix: chymotrypsinogen A, cytochrome C, and lysozyme.

Hydrophobic interaction chromatography

POROS hydrophobic interaction resins

POROS hydrophobic interaction chromatography (HIC) resins are based on the 50 µm POROS base bead, utilizing a novel coating procedure to enable functionalization with unique hydrophobic ligands. These resins are suitable for bind-elute and flow-through applications at lower salt concentrations and have higher binding capacity and resolution than classical HIC resins, thereby providing more flexibility around process operating conditions.

Key features

- 3 unique resins covering a wide range of hydrophobicity
- High resolution, even with lower conductivity conditions
- High dynamic binding capacity and superior pressure-flow characteristics

Key applications

- Monoclonal antibodies, bispecific antibodies, and antibody–drug conjugates (ADCs)
- Product-related impurities and aggregate removal
- Plasmids, RNAi, and oligonucleotides

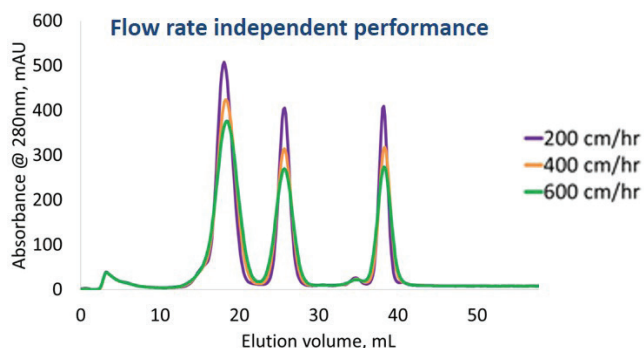


Figure 9. Separation comparison of POROS benzyl resin at different flow rates showing good resolution and flow rate independent performance. Experimental details: a Load buffer: 1.7 M ammonium sulfate in 50 mM sodium phosphate, pH 7; buffer gradient: load buffer to 50 mM sodium phosphate, pH 7, in 10 CVs; format: 0.46 cm D x 20 cm L; flow rate: 200, 400, 600 cm/hr. Protein mixture: ribonuclease A, lysozyme, and chymotrypsinogen A.

Ordering information

Description	Quantity	Cat. No.
POROS Ethyl HIC Resin	250 mL	A32555
	1 L	A32554
	5 L	A32553
	10 L	A32552
POROS Benzyl HIC Resin	250 mL	A32561
	1 L	A32560
	5 L	A32559
	10 L	A32558
POROS Benzyl Ultra HIC Resin	250 mL	A32567
	1 L	A32566
	5 L	A32565
	10 L	A32564

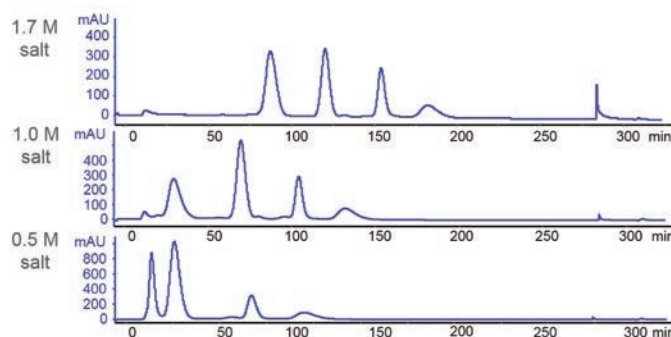


Figure 10. High performance and resolution of POROS Benzyl Ultra resin with lower-conductivity buffers. POROS Benzyl and Benzyl Ultra resins are designed for use in low-salt applications without compromising performance. Protein mixture: ribonuclease A, lysozyme, chymotrypsin, and chymotrypsinogen A.

Resin	Surface chemistry	Key application
POROS ethyl	Novel ethyl	Bind-elute mode of moderately to considerably hydrophobic molecules
POROS benzyl	Low-density benzyl/aromatic	Bind-elute or flow-through mode depending on molecule
POROS benzyl ultra	High-density benzyl/aromatic	Flow-through mode in lower salt to bind impurities such as aggregates

Increasing hydrophobicity ↓

Large-scale pre-packed columns

EvolveD pre-packed bioprocess chromatography columns

Large-volume pre-packed chromatography columns are a cost-effective alternative for the purification of biologics. The use of these columns eliminates the need for column packing, column qualification, and cleaning, thereby saving precious time, resources, and costs.

Key features

- Prepared and packed in a classified ISO 7 environment
- Ready-to-use formats, suitable to be used in cGMP processes
- Suitable for direct connection to standard chromatography systems
- Non-metallic flow path eliminates corrosion risk and contamination of the process, allowing for use of high salt concentrations (when needed)
- Regulatory support documents available for column hardware and packed resin



Thermo Scientific™ EvolveD™ columns are pre-packed with all of the CaptureSelect bioprocess affinity resins, making your affinity capture step extra efficient. The columns are available in a variety of diameters, bed heights, and volumes.

Column	10 cm bed height			20 cm bed height		
Diameter (cm)	7	10	20	7	10	20
Length (cm)	10	10	10	20	20	20
Cross-sectional area (cm ²)	38.5	78.5	314.2	38.5	78.5	314.2
Volume (mL)	385	785	3,140	770	1,570	6,280
Inlet/outlet internal diameter (mm)	3	3	6	3	3	6

Operating and technical specifications

Pressure rating	4 bar /58 psi
Operation temperature	2–30°C (depending on the packed resin)
Bed support size	8 µm
Inlet/outlet port connections	25 mm TC sanitary fitting

Large-scale pre-packed columns

EvolveD pre-packed bioprocess chromatography columns

Ordering information

EvolveD column	385 mL	770 mL	785 mL	1.6 L	3.1 L	6.3 L
CaptureSelect IgG-CH1	6943200071	6943200072	6943200101	6943200102	6943200201	6943200202
CaptureSelect KappaXL	6943210071	6943210072	6943210101	6943210102	6943210201	6943210202
CaptureSelect KappaXP	6943212071	6943212072	6943212101	6943212102	6943212201	6943212202
CaptureSelect FcXL	6943280071	6943280072	6943280101	6943280102	6943280201	6943280202
CaptureSelect CH1-XL	6943462071	6943462072	6943462101	6943462102	6943462201	6943462202
CaptureSelect HSA	6942970071	6942970072	6942970101	6942970102	6942970201	6942970202
CaptureSelect HGH	6943160071	6943160072	6943160101	6943160102	6943160201	6943160202
CaptureSelect TSH	6943562071	6943562072	6943562101	6943562102	6943562201	6943562202
CaptureSelect FSH	6943180071	6943180072	6943180101	6943180102	6943180201	6943180202
CaptureSelect hCG	6943410071	6943410072	6943410101	6943410102	6943410201	6943410202
CaptureSelect tPA	6943430071	6943430072	6943430101	6943430102	6943430201	6943430202
CaptureSelect C-tagXL	6943072071	6943072072	6943072101	6943072102	6943072201	6943072202

All columns are made to order and require a minimum order quantity of 2 pre-packed columns.



Process screening and optimization

Tools for high-throughput resin screening and optimization

Tools for high-throughput resin screening and optimization

POROS™ and CaptureSelect™ RoboColumn™ products are small chromatography columns supporting high-throughput process development for resin screening and optimizing chromatographic conditions. The ready-to-use, 96-well formatted chromatography columns are useful for fully automated and parallel chromatographic separations on robotic liquid handling stations.

Key applications

- High-throughput screening
 - Parallel screening and optimization of chromatographic conditions
 - Chromatographic resin screening for dynamic binding capacity and separation efficiency
- Scale-down experiments
 - POROS and CaptureSelect RoboColumns prepacked columns are available with a large selection of commercially available chromatographic resins of different functionalities, including ion exchange, hydrophobic interaction, and affinity chromatography



Ordering information

Description	Quantity	Cat. No.
RoboColumn Cation Exchange Columns		
POROS HS50 RoboColumn Cation Exchange Columns	200 µL	A30713
	600 µL	A30714
POROS XS RoboColumn Cation Exchange Columns	200 µL	A30715
	600 µL	A30716
RoboColumn Anion Exchange Columns		
POROS HQ50 RoboColumn Anion Exchange Columns	200 µL	A30717
	600 µL	A30718
POROS XQ50 RoboColumn Anion Exchange Columns	200 µL	A30719
	600 µL	A30720
POROS PI50 RoboColumn Anion Exchange Columns	200 µL	A30721
	600 µL	A30722
POROS D50 RoboColumn Anion Exchange Columns	200 µL	A30723
	600 µL	A30724
RoboColumn Hydrophobic Interaction Columns		
POROS Ethyl RoboColumn	200 µL	A34810
	600 µL	A34812
POROS Benzyl RoboColumn	200 µL	A34813
	600 µL	A34814
POROS Benzyl Ultra RoboColumn	200 µL	A34815
	600 µL	A34816

Description	Quantity	Cat. No.
RoboColumn Affinity Columns		
POROS MabCapture A Select RoboColumn	200 µL	A30727
	600 µL	A30728
CaptureSelect Kappa XL RoboColumn	50 µL	5943210050
	200 µL	5943210200
CaptureSelect FcXL RoboColumn	50 µL	5943280050
	200 µL	5943280200
CaptureSelect Human Albumin RoboColumn	50 µL	5912970050
	200 µL	5912970200
CaptureSelect CH1-XL RoboColumn	200 µL	5943462200
CaptureSelect KappaXP RoboColumn	200 µL	5943212200

Analytical tools

POROS and CaptureSelect analytical columns and conjugated ligands

We offer a range of products to support your analytical needs, including affinity columns, non-affinity columns, and conjugated ligands for the development of analytical assays.

Analytical chromatography columns

POROS™ and CaptureSelect™ analytical columns are used throughout the industry to monitor monoclonal antibody titer and product yield from cell culture supernatant. The columns can be operated on any standard high-performance liquid chromatography (HPLC) or medium-pressure chromatography system. POROS analytical chromatography columns, available in 10 and 20 µm particle sizes, enable rapid separation of biomolecules for both analytical and lab-scale preparative applications. POROS Protein A analytical columns are widely used in the industry for monitoring monoclonal antibody titer and yield from cell culture supernatant. The addition of POROS CaptureSelect analytical columns expand the advantages of high-speed, high-performance quantitation to antibody fragments and isotypes, biosimilars, and fusions proteins.

Affinity columns include:

- Protein A and G columns
- Aldehyde-, epoxide-, or hydroxyl-activated affinity columns
- Antibody isotype and fragment affinity columns: IgG-Fc, IgM, IgA, CH1XL, FcXL, KappaXL
- Biosimilars and recombinant protein columns: HSA, FSH, GCSF, hGH lambda

Non-affinity columns include:

- Anion and cation exchange columns
- Reversed-phase columns
- Hydrophobic interaction columns

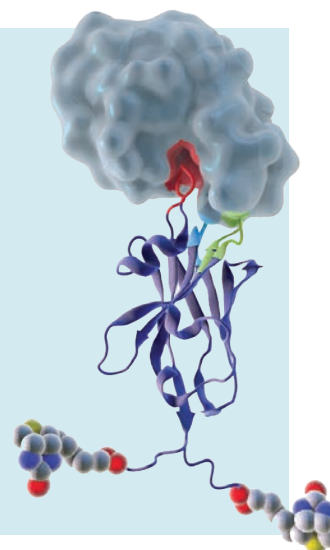
Columns are available in 4 different formats (D x L, volume):

- 2.1 x 30 mm, 0.1 mL
- 4.6 x 50 mm, 0.8 mL
- 4.6 x 100 mm, 1.7 mL
- 10 x 100 mm, 7.9 mL

CaptureSelect ligand conjugates

CaptureSelect™ biotinylated ligands are available for use in a range of analytical assays, and include everything from ligands binding to antibodies and antibody fragments to plasma proteins and non-mAb biosimilars. The affinity ligand is chemically conjugated to biotin via an appropriate spacer that retains binding activity of the ligand when immobilized onto streptavidin-functionalized surfaces.

Applications for CaptureSelect™ biotinylated ligands include capture ELISA, western blot, and label-free detection platforms such as Surface Plasmon Resonance and Bio-Layer interferometry



Find out more at

[thermofisher.com/captureselect-conjugates](https://www.thermofisher.com/captureselect-conjugates)

Analytical tools

Affinity columns ordering information

Description	Column size (D x L), volume	Cat. No.	Description	Column size (D x L), volume	Cat. No.
POROS A 20 µm	2.1 x 30 mm, 0.1 mL	2100100	POROS GCSF	2.1 x 30 mm	4485157
	10 x 100 mm, 7.9 mL	1502246		4.6 x 50 mm	4485164
	4.6 x 50 mm, 0.8 mL	1502224		4.6 x 100 mm	4485168
POROS G 20 µm	2.1 x 30 mm, 0.1 mL	2100200	POROS hGH	2.1 x 30 mm	4485161
	4.6 x 100 mm, 1.7 mL	1512226		4.6 x 50 mm	4485165
	4.6 x 50 mm, 0.8 mL	1512224		4.6 x 100 mm	4485169
POROS HE 50 µm	2.1 x 30 mm, 0.1 mL	4333411	POROS HCG	10 x 100 mm	4485173
	4.6 x 50 mm, 0.8 mL	4333412		2.1 x 30 mm	A37055
	4.6 x 100 mm, 1.7 mL	4333413		4.6 x 50 mm	A37056
POROS MC µm	2.1 x 30 mm, 0.1 mL	1542212	POROS HSA	4.6 x 100 mm	A37057
	4.6 x 50 mm, 0.8 mL	1542224		2.1 x 30 mm	4469151
	4.6 x 100mm, 1.7 mL	1542226		4.6 x 50 mm	4469165
POROS AL 20 µm	2.1 x 30 mm, 0.1 mL	1602212	POROS FSH	4.6 x 100 mm	4469170
	4.6 x 100 mm, 1.7 mL	1602226		2.1 x 30 mm	4481822
	4.6 x 50 mm, 0.8 mL	1602224		4.6 x 50 mm	4481824
POROS EP 20 µm	4.6 x 100 mm, 1.7 mL	1612226	4.6 x 100 mm	4481826	
	4.6 x 50 mm, 0.8 mL	1612224			
POROS HP2	4.6 x 50 mm, 0.8 mL	1452224			
LC Kappa Affinity Column	2.1 x 30 mm, 0.1 mL	4469149			
	10 x 100 mm, 7.9 mL	4469172			
FG, POROS	2.1 x 30 mm	4469150			
LC-lambda Affinity Column	4.6 x 50 mm	4469163			
	4.6 x 100 mm	4469168			
POROS IgM	2.1 x 30 mm	4469152			
	4.6 x 50 mm	4469164			
	4.6 x 100 mm	4469169			
POROS IgA	2.1 x 30 mm	4485162			
	4.6 x 50 mm	4485166			
	4.6 x 100 mm	4485170			
POROS CH1-XL	4.6 x 50 mm	A37053			
	4.6 x 100 mm	A37054			
POROS FcXL	2.1 x 30 mm	A37058			
	4.6 x 50 mm	A37059			
	4.6 x 100 mm	A37060			

Custom chromatography services

Ligand and resin development programs

The manufacture of complex biotherapeutics requires novel purification strategies, which may not always exist. Our custom ligand and resin development platforms enable the development of innovative purification resins, providing a solution for challenging downstream processes.

Custom development services

We have been successfully developing and manufacturing chromatography resins for more than two decades. Our ligand- and resin-manufacturing facilities support the production of prototype affinity resins and scale up to commercial lot sizes of 250 L.

Custom services include

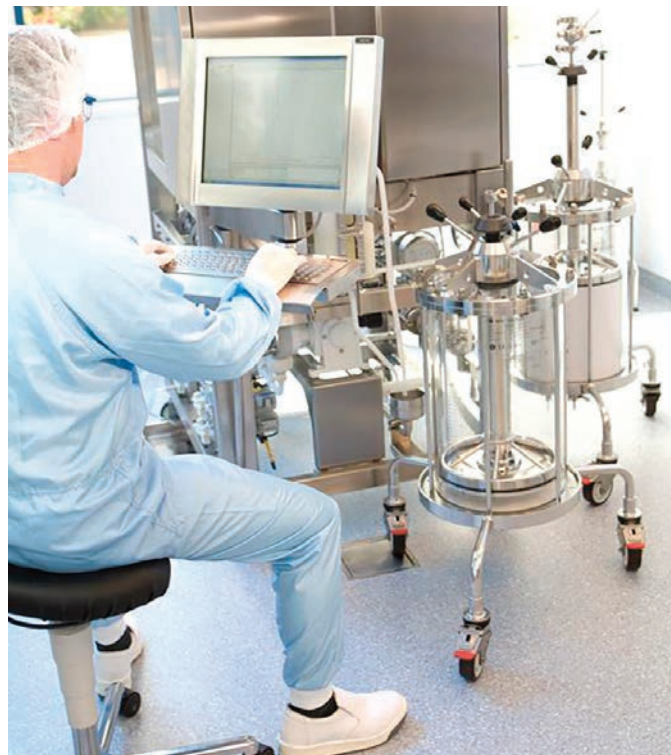
- **Custom affinity ligand/resin:** Development of CaptureSelect affinity solutions developed for your specific product or process
- **Custom resins:** POROS resins tailored to your process requirements based on existing ligands

Custom CaptureSelect ligand development

We offer a unique, milestone-based service for the development of specific affinity solutions tailored to a target protein and its specific requirements. The custom ligand can be immobilized on a variety of backbones, including POROS resins, and further developed into an affinity resin, which can be used in large-scale processing of biopharmaceuticals.

Custom POROS resins

POROS chromatography resins provide attributes that are well-suited to downstream processing. Our resin development program helps deliver a high-speed, high-performance affinity chromatography solution tailored to your process requirements.



Resin development includes the use of Design of Experiments (DoE) to define the resin-manufacturing process required for your purification needs. DoE coupling chemistry to optimize performance for your biotherapeutic.

Start the process with your ligand or another commercially available ligand, select from our library of existing CaptureSelect ligands, or generate a custom CaptureSelect™ ligand for your application.

Service and support

We offer expert field applications, service, and training support to complement your development process every step of the way. These include column packing on-site, training, process optimization, cleaning recommendations, stability studies, lifetime approaches, and many more.

For questions and concerns, please contact us at bp@thermofisher.com

Find out more at

[thermofisher.com/custom-chromatography-solutions](https://www.thermofisher.com/custom-chromatography-solutions)

Applied Biosystems SEQ Rapid Analytical Methods

Applied Biosystems™ SEQ analytical testing products are rapid molecular methods designed for pharmaceutical manufacturing to help ensure quality and safety of your pharmaceutical products. Our rapid analytical methods offer fully integrated solutions, utilizing highly sensitive molecular technologies. These methods detect viral and microbial contaminants, identify bacterial and fungal species, quantitate process- and product-related impurities. Sensitivity, accuracy, specificity, and time to results are critical in the detection of contaminants and quantitation of impurities. As a leader in rapid molecular identification, we offer:

- Rapid molecular methods, with same-day, actionable results, typically in less than five hours
- Regulatory accepted analytical solutions for lot-release testing
- Broad use of our products in the majority of top pharma companies
- Experienced, comprehensive technical support



Qualify with confidence and implement with success

Compliance with government and international standards requires documented verification that your systems are installed and functioning according to operational specifications. The process can be complex, time-consuming, and costly. Internal development and optimization of in-house–developed testing methods requires investment, including procurement and qualification of reagents from multiple vendors, development of SOPs, and preparation of standards and controls.

When you use our complete analytical solutions, you leverage our experience gained from solving sample preparation and testing challenges around the world.

Our knowledgeable field applications scientists can help minimize the need for internal specialized training programs and improve implementation of rapid methods. Our Installation Qualification and Operational Qualification (IQ/OQ) Service verifies and records the system's ability to meet standard functional criteria after installation or reinstallation.

The IQ/OQ process involves a comprehensive set of tests to ensure data is acquired, processed, and retains integrity according to designed and configured specifications. Our Implementation Program assists in lab design, setup, and technician training.

No one understands your systems better than the people who design, develop, and support them. Trust our trained and certified specialists to help you through your IQ/OQ as part of your overall system validation.



Warrington, UK facility

Certification status: ISO 9001, ISO 13485, OHSAS18001, AFNOR, ISO 18385

• Key capabilities

- Multi-scale clean (DNA-free) formulation and manufacturing
- Real-time PCR
- Automated, human contact–free manufacturing
- Cell line and plasmid growth and manipulation
- Human identification products (STR kits and associated sample prep and DNA quantification kits; allelic ladders)
- Pharma analytics (microbial DNA extraction and real-time PCR target identification, including mycoplasma detection)
- Food and environmental safety (food pathogen detection, GMO detection, flu virus detection, sample preparation)
- PCR reagents (*Taq* polymerase, master mixes, size standards)
- Oligo products
- Protein sequencing reagents

Impurity testing

resDNASEQ Host Cell Residual DNA Quantitation System

Host cell residual DNA quantitation

The removal of host cell impurities is a critical step in the purification of biopharmaceutical products. A major challenge is the accurate and sensitive quantitation of host cell DNA impurities in both in-process and drug substance samples.

The hallmark of a great system is not that it makes one aspect better, but that it makes everything better—in this case, highly efficient process characterization. The Applied Biosystems™ resDNASEQ™ Host Cell Residual DNA Quantitation System enables greatly reduced retesting, lower sample cost compared to outsourcing, and reduced unit operation costs. In summary, you can enjoy greater productivity and utilization of your valuable time, effort, and resources.

The resDNASEQ Host Cell Residual DNA Quantitation System is the first and only fully integrated real-time qPCR system for quantitation of residual host cell DNA, including a highly characterized DNA reference standard. This system is an established industry-leading solution with wide adoption for routine use at major biopharma companies.



The resDNASEQ Host Cell Residual DNA Quantitation System offers:

- **Assays for commonly used cell lines**—CHO, HEK293, human, *E. coli*, Vero, MDCK, *Pichia pastoris*, and NS0
- **Rapid testing and streamlined workflow**—time-to-results typically under 5 hours
- **Ultrahigh sensitivity and specificity**—no cross-reactivity to unrelated DNA
- **Reliable performance**—consistent performance kit to kit, lot to lot, year to year
- **Optimized sample prep**—quantitative DNA recovery with high precision
- **Comprehensive product solution**—all-inclusive kits with standards and all reagents
- **Worldwide support network**—expert training, technical support, validation, and regulatory guidance

Find out more at
thermofisher.com/resdnaseq

resDNASEQ Host Cell Residual DNA Quantitation System



Ordering information

Description	Cat. No.
resDNASEQ Quantitative CHO DNA Kit	4402085
resDNASEQ Quantitative CHO DNA Kit with PrepSEQ Residual DNA Sample Preparation Kit	4413713
resDNASEQ Quantitative HEK293 DNA Kit	A46014
resDNASEQ Quantitative HEK293 DNA Kit with PrepSEQ Residual DNA Sample Preparation Kit	A46565
resDNASEQ Human Residual DNA Quantitation Kit	A26366
resDNASEQ Human Residual DNA Quantitation Kit with PrepSEQ Residual DNA Sample Preparation Kit	A27335
resDNASEQ Quantitative <i>E. coli</i> DNA Kit	4458435
resDNASEQ Quantitative <i>E. coli</i> DNA Kit with PrepSEQ Residual DNA Sample Preparation Kit	4460366
resDNASEQ Quantitative Vero DNA Kit	4458444
resDNASEQ Quantitative Vero DNA Kit with PrepSEQ Residual DNA Sample Preparation Kit	4460367
resDNASEQ Quantitative NS0 DNA Kit	4458441
resDNASEQ Quantitative NS0 DNA Kit with PrepSEQ Residual DNA Sample Preparation Kit	4460364
resDNASEQ Quantitative <i>Pichia pastoris</i> DNA Kit	4464336
resDNASEQ Quantitative <i>Pichia pastoris</i> DNA Kit with PrepSEQ Residual DNA Sample Preparation Kit	4464340
resDNASEQ Quantitative MDCK DNA Kit	4464335
resDNASEQ Quantitative MDCK DNA Kit with PrepSEQ Residual DNA Sample Preparation Kit	4464339
PrepSEQ Residual DNA Sample Preparation Kit (sample prep only)	4413686

Note: Each resDNASEQ kit includes 100 reactions.

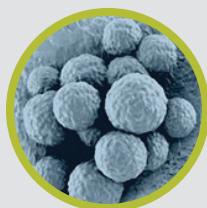
Contaminant testing

MicroSEQ Microbial Identification System

Microbial identification

Bacterial and fungal contamination of raw materials and production facilities negatively impact product quality and safety. The use of a genetic approach for microbial detection based on the 16S rDNA gene for bacteria or a specific genomic region of the large-subunit rDNA gene for fungi can help prevent delayed product releases, back orders, and even recalls.

Identify thousands of bacterial and fungal species typically in under 5 hours with the Applied Biosystems™ MicroSEQ™ Microbial Identification System.



Validated

We conduct a rigorous validation process for accurate taxonomic information of new and existing bacterial and fungal species. From sequence information entry and genus- and species-level validation to revalidation of existing MicroSEQ library entries—all done by trained personnel—the process is designed to offer the most comprehensive, accurate, reliable libraries available for your pharma QC testing.



Curated

We closely evaluate our libraries and curate for what really matters to our pharma QC customers—quality and accuracy. We have increased the number of *Candida*, *Cladosporium*, *Aspergillus* species, and added species for 223 new genera for our fungal database. We partner with the Westerdijk Fungal Biodiversity Institute, part of the Royal Netherlands Academy of Arts and Sciences, for the latest and reliable sequence information for mycological identification and classification.



Updated

Increasing the power of this database, We regularly update the MicroSEQ ID Software Library. This helps ensure that your MicroSEQ ID database is always up to date by providing periodic updates of quality-checked and validated bacterial and fungal sequences.

Ordering information

Description	Cat. No.
MicroSEQ Rapid Microbial ID System II with 3500 Genetic Analyzer	Contact sales rep
MicroSEQ Rapid Microbial ID System II with 3500xL Genetic Analyzer	Contact sales rep
Fast MicroSEQ 500 16S rDNA PCR Kit	4370489
MicroSEQ 500 16S rDNA PCR Kit	4348228
MicroSEQ 500 16S rDNA Sequencing Kit	4346480
MicroSEQ Full Gene 16S rDNA PCR Kit	4349155
MicroSEQ Full Gene 16S rDNA Sequencing Kit	4347484
Fast MicroSEQ D2 rDNA Fungal PCR Kit	4382397
MicroSEQ D2 rDNA Fungal PCR Kit	4349153
MicroSEQ D2 Fungal rDNA Sequencing Kit	4347481
MSID V3.1.3 SW + Library Bundle (excluding supplemental library)	A46364
MSID V3.1.3 LITE SW + Library Bundle (excluding supplemental library)	A46530
MSID 16s rDNA 500 Supplemental Library v2019	A47133

Find out more at
thermofisher.com/microseq

Contaminant testing

MycoSEQ *Mycoplasma* Detection System

Mycoplasma species detection

Mycoplasmas, the smallest known free-living organisms, are relatively common bacterial contaminants of mammalian cell cultures. Detection of *Mycoplasma* species is difficult, sometimes impossible, when using traditional microbiological techniques such as the 28-day culture test. Regulatory guidance requires that all products derived from mammalian cell culture be tested for the presence of mycoplasmas. In 2007, the European Pharmacopoeia began recommending the use of nucleic acid tests, including real-time PCR, as an alternative method for traditional mycoplasma detection after proper method validation.

The Applied Biosystems™ MycoSEQ™ *Mycoplasma* Detection Kit is a fully integrated solution for real-time PCR-based mycoplasma detection. Used throughout the bioproduction workflow, the MycoSEQ method is an alternative to costly, time-consuming culture-based tests often done externally by contract labs, which can take up to 28 days. Following validation, regulatory review, and acceptance, the MycoSEQ assay and method are now used by many global manufacturers of different biotherapeutics modalities. Thermo Fisher holds two patents from the US Patent and Trademark Office for its MycoSEQ real-time PCR-based mycoplasma detection assay. These patents cover the assay's proprietary multiplexed PCR primer approach and the discriminatory positive/extraction control, which are new innovations to real-time PCR that enable this rapid test for mycoplasmas to meet the rigorous requirements of regulatory authorities and manufacturers.



- **Rapid testing and streamlined workflow**—time-to-results typically in under 5 hours
- **Comprehensive solution**—detection of more than 90 *Mycoplasma* species
- **Demonstrated sensitivity**—detects less than 10 copies/reaction
- **Proven specificity**—no cross-reactivity with non-mycoplasma DNA
- **Proven technology**—PrepSEQ sample preparation reagents enable high-efficiency DNA recovery
- **Discriminatory positive/extraction control**—minimize risk of false-positive results
- **Dependable and efficient**—rapid analysis of results and automatic presence/absence call (based on acceptance criteria) with Applied Biosystems™ AccuSEQ™ Real-Time PCR Detection Software

Find out more at
thermofisher.com/mycoseq

Mycoseq Mycoplasma Detection System



Ordering information

Description	Cat. No.
Mycoseq Mycoplasma Detection Kit, with Discriminatory Positive Control	4460623
Mycoseq Mycoplasma Detection Kit, with Discriminatory Positive Control (sample prep included)	4460626



Contaminant testing

ViralSEQ Detection System

Adventitious virus testing

Mouse minute virus (MMV) and vesivirus contamination are potential threats to mammalian cell culture manufacturing processes. Multiple cell culture manufacturing facilities have been negatively impacted following contamination with these viruses. The Applied Biosystems™ ViralSEQ™ Detection System is an integrated DNA purification and real-time PCR-based test designed for rapid and sensitive detection of MMV and vesivirus from a wide range of sample types.

- **Comprehensive workflow solution**—kit includes assay, sample prep, instrument, and analysis
- **Proven TaqMan technology**—highly sensitive detection down to 10 genome copies per reaction (viral particles equivalent to 0.002 TCID50)
- **Highly specific**—no cross-reactivity with unrelated DNA
- **Rapid time to results**—see results typically in under 5 hours
- **Assays for most common CHO cell culture contaminants**—MMV, vesivirus
- **Discriminatory positive/extraction control**—Minimized risk of false-positive results from accidental cross-contamination with control DNA
- **Reliable performance**—consistent performance kit to kit, lot to lot, year to year
- **Worldwide support network**—expert training, technical support, validation, and regulatory guidance



Ordering information

Description	Cat. No.
ViralSEQ Mouse Minute Virus (MMV) Detection System	4444415
ViralSEQ Vesivirus Detection Kit	4448398C

Find out more at
thermofisher.com/viralseq

Instruments and analysis software

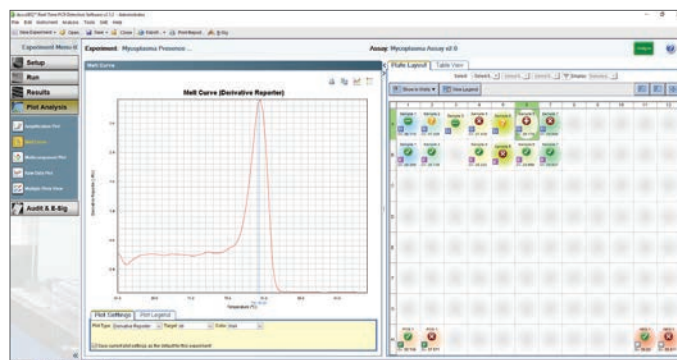
Real-time PCR systems and AccuSEQ software

Real-time PCR detection software

Applied Biosystems™ AccuSEQ™ Real-Time PCR Detection Software supports the unique needs of analytical testing of contaminants and impurities during the biopharmaceutical manufacturing process, as well as routine qPCR assays. AccuSEQ software is part of the integrated workflow for mycoplasma detection, residual host cell protein (HCP) quantitation, residual Protein A quantitation, and residual DNA quantitation. Advanced algorithms built in to the AccuSEQ real-time PCR software automate the analysis of presence/absence calls for the MycoSEQ *Mycoplasma* Detection Assay based on the melting temperature (T_m), cycle at threshold (Ct), and the derivative value (Dv) of the test sample and inhibition control, according to user specifications. Nonlinear curve fitting enables rapid analysis of ProteinSEQ Protein Quantitation System data. Next-generation algorithms is designed to deliver accurate quantitation data for the resDNASEQ Host Cell Residual DNA Quantitation System with automatic calculation of dilution adjusted quantity, % recovery, and % CV.

Key features

- **Streamlined workflow**—integrates with Applied Biosystems™ QuantStudio™ 5 and 7500 Fast real-time PCR instruments
- **High efficiency and ease of use**—single software platform for multiple SEQ real-time PCR assays
- **Proven technology**—supported and fully tested for Windows 10 operating system
- **Worldwide support network**—helps enable 21 CFR Part 11 compliance
- **Comprehensive solution**—features ensure full traceability



Ordering information

Description	Cat. No.
AccuSEQ 2.1.1 Real-Time PCR Detection Software	4443420
7500 Fast Real-Time PCR System, with Dell Tower	4365464
Pharmaceutical Analytics QuantStudio 5 Real-Time PCR System	A31670

Find out more at

thermofisher.com/accuseq

Sample preparation products

PrepSEQ Nucleic Acid Extraction Kits

Sample preparation kits

Applied Biosystems™ PrepSEQ™ chemistry enables universal sample preparation for contaminant and impurity testing used in multiple applications, including residual host cell DNA quantitation, *Mycoplasma* detection, and viral detection. It offers performance for quantitative recovery, high reproducibility, and consistent performance across a broad range of complex matrices.

- **Multi-assay, time-saving, cost-effective**—DNA extraction for *Mycoplasma*, MMV, vesivirus, and residual host cell DNA
- **Highly efficient, reproducible recovery** of DNA from complex samples
- **Superior performance**—enable consistent performance with complex matrices
- **Universal sample prep for nucleic acid extraction**—residual host cell DNA, *Mycoplasma*, MMV, vesivirus
- **Flexible throughput and workflow options**—manual and automated workflows



Ordering information

Description	Cat. No.
PrepSEQ 1-2-3 Nucleic Acid Extraction Kit	4452222
PrepSEQ Residual DNA Sample Preparation Kit	4413686
PrepSEQ Express Nucleic Acid Extraction Kit	4466351

Find out more at
thermofisher.com/prepseq

Sample prep automation systems

Automated nucleic acid extraction

Automation systems

Boost lab productivity by reducing hands-on sample preparation time, increasing throughput, reducing costs, and improving the quality of sample extractions. Intuitive to operate and pre-loaded with protocols, our automated sample preparation instruments help meet your throughput needs.

- **Applied Biosystems™ AutoMate™ Express™ Nucleic Acid Extraction System**—ideal for in-process testing of contaminants and impurities, that easily integrates into existing workflows and lab configurations, this closed system offers out-of-the-box automation with prefilled, well-established Applied Biosystems™ PrepSEQ™ Express cartridges to minimize the risk of cross-contamination.
- **Thermo Scientific™ KingFisher™ Flex 96 Deep-Well Magnetic Particle Processor**—a premier automated platform designed to meet your high-throughput needs, this system seamlessly incorporates the rapid, reliable, and cost-effective magnetic bead-based extraction of nucleic acids in a 96-well automation system, providing excellent reproducibility and quality.

Whatever your throughput or automation requirements, we can help you find the right solution.



Ordering information

Description	Cat. No.
AutoMate <i>Express</i> Nucleic Acid Extraction System	4467754
Pharma KingFisher Flex 96 Deep-Well Magnetic Particle Processor	A31508



AutoMate *Express* Nucleic Acid Extraction System



KingFisher Flex 96 Deep-Well Magnetic Particle Processor

Find out more at
[thermofisher.com/automate](https://www.thermofisher.com/automate)

Gibco cell culture media

Manufacturing sites

The Gibco™ media network provides a global supply of cell culture media and components from multiple facilities. US manufacturing sites are in Grand Island, New York; Miami, Florida; and Detroit, Michigan. European manufacturing is located in Paisley, Scotland. Serum operations are in Auckland, New Zealand, and Newcastle, Australia.

Grand Island and Paisley offer full product customization, so customers can experience redundant supply and regional media sourcing for all formats:

- Liquid media, buffers, and concentrates
- Dry powder
- Advanced Granulation Technology™ (AGT™) products
- Sera distribution

Thermo Fisher Scientific has made a significant investment in Business Continuity Planning by building a new animal origin-free (AOF) manufacturing facility in Paisley, Scotland. This new facility for production of dry powder and liquid cell culture media is an expansion of the existing media manufacturing site, and creates redundancy with the Grand Island, New York manufacturing facility.

Paisley and Grand Island are both certified ISO 13485:2003, EN ISO 13485:2012, and manufacture products according to 21 CFR Part 820 cGMP.

The Miami, Florida, site is an antibiotic-free and AOF cell culture media and supplements manufacturing facility. It accommodates segregated manufacturing areas for liquid cell culture media, powder cell culture media, and supplements. The class ISO 8 milling suites are equipped with gravity-fed milling, including pin mill technologies.

Animal-origin peptone production facilities are located in Detroit, Michigan.



Grand Island, New York



Paisley, Scotland



Miami, Florida

Assurance of supply

In addition to redundant manufacturing facilities, Thermo Fisher Scientific aims to establish a low-risk supply chain that meets demand with the most transparency and least variability. Suppliers and raw materials are chosen based on several criteria, including the ability to complete a Raw Material Supplier Questionnaire (RMSQ), successfully pass specifications testing on multiple lots, and historical performance.

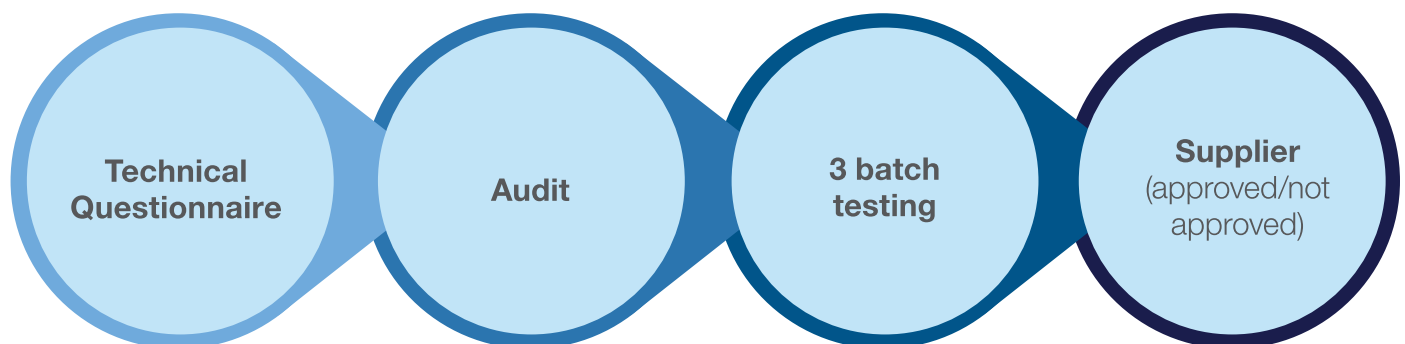
The RMSQ provides Thermo Fisher Scientific with a document for internal review of each supplier, confirms the animal origin status of raw materials, and is an agreement with the supplier for change notification. Risk assessments for historical performance of a supplier and for specific tests are performed to manage raw materials on an ongoing basis. Suppliers having transparency and acceptable performance are preferred, and these criteria are used as part of the risk assessment.

Continuity of supply is also a driving mechanism in the raw material and supplier evaluation process. Suppliers and raw materials are evaluated annually to eliminate the occurrence of sole sourcing. In choosing the supply

chain, the ability for the supplier to meet our forecasted increases in demand is evaluated as well. Addition of suppliers incorporates redundancy to lessen risk against supply interruptions of finished goods and also supports a reduction in single-sourced raw materials.

Another factor in establishing a low-risk supply chain is to procure compendia grade as much as possible. Both AOF facilities are purchasing the same grade of each AOF raw material; the supplier specification is the same for review at both incoming quality control laboratories. Where possible, the specifications are aligned to compendia grades, and in some cases, upgraded to multi compendia grade.

Overview of supplier qualification process



Advanced Granulation Technology (AGT)

The most advanced media format available for cell culture

The Gibco™ AGT™ format is a granular dry media that's produced through a technologically advanced process. It allows manufacturing of complete formulations of a variety of serum-free, protein-free, and chemically defined media in a dry format. The AGT granules dissolve rapidly for faster media preparation time versus conventional dry powder media. Furthermore, AGT is efficient by nature because it is a complete medium with preadjusted pH and osmolality, offering all the benefits of liquid media without the cost, storage, and transportation issues.

Unmet market need	Technology innovation
Multiple step/component process	Single step to complete media
Titration required for dissolution	Auto pH; no titration required
Lengthy reconstitution	Fast dissolution
Respiratory hazard	Low dust generation
High concentration of essential components	Develop concentrating mechanism



Bulk process liquids for bioproduction

Let us handle your bulk liquids so you can focus on what matters most

Benefits of outsourcing bulk liquid production

Bulk process liquids and buffers increase biopharmaceutical process efficiency and helps reduce risk by simplifying and standardizing workflows.

Features

- Manufacturing capacity
- Cold warehouse space and distribution
- Support resources
- Process optimization

Benefits

- Manufacturing extension
- Dependability
- Ability to forecast costs
- Access to our resources
- Cost and time savings

Advantages

- Better product consistency
- Fewer contamination risks
- Elimination of need for mixing tanks
- Elimination of time and labor-intensive steps
 - QC of salts, liquid preparation, filtration, quarantine of materials, finished goods testing, documentation, procedures, and validation
- Improved safety due to less handling
- Just-in-time logistics solutions:
 - cGMP warehousing (in the US and Ireland)

Production network

	Size	Grand Island, USA	Paisley, Scotland
Bottled liquids	10 mL–1 L	✓	✓
Bagged liquids	1–1,000 L	✓	✓
Batched sizes	10–10,000 L	✓	✓
Corrosive solutions	5,000 L polypropylene tank	✓	Coming soon
Alcohols (up to 20% v/v ethanol)	750–2,500 L	✓	Coming soon

Standard (catalog) process liquid products

Standard (catalog) products

Choose from our comprehensive catalog:

- Gibco™ Water for Injection (WFI) for Cell Culture
- Gibco™ Dynamis™ Medium
- Diploid Production Serum-Free Medium (SFM)
- Gibco™ CD OptiCHO™ Medium
- Gibco™ CD CHO™ Medium
- Gibco™ ExpiCHO™ Stable Production Medium (SPM)
- Gibco™ CHO CD EfficientFeed™ A+, B+, and C+ liquid nutrient supplements
- Gibco™ FunctionMAX™ TiterEnhancer additive
- Common and custom buffers

Options for film and packaging

Thermo Scientific™ films are available in a variety of physical characteristics, engineered to help meet the most demanding requirements of your bioproduction processes.

- BPCs with Aegis5-14, CX5-14, and ASI 26/77 films are validated for liquid fills and shipments from Grand Island and Paisley
- Supporting other films through our custom process

Media, feeds, and supplements

Gibco media, supplements, cells, and cell culture reagent products help support the growth and maintenance of a variety of cells and cell lines. We have also developed an array of powdered and liquid formulations to fit your bioprocessing needs and budget.

Gibco WFI for Cell Culture

Gibco WFI for Cell Culture is produced to meet the most stringent quality control standards in accordance with the biopharmaceutical, pharmaceutical, and diagnostic industries. Every batch undergoes strict quality control testing.

Features

- Available in 20 L and 200 L sizes
- Multi-compendial testing in accordance with Packaged Sterile Purified Water and Sterile Water for Injection Standards, and compliant with United States Pharmacopeia (USP) and European Pharmacopoeia (EP) specifications
- Produced in ISO-certified, cGMP, and FDA-registered facilities
- Membrane-filtered to 0.1 µm

Certificate of Analysis for Gibco WFI for Cell Culture

Parameter	Limits
Conductivity	≤5.0 µS/cm
Endotoxin	≤0.25 EU/mL
Nitrate	≤0.2 ppm
Osmolality	20 mOsm/kg
pH	4.0–7.5
Sterility	Negative
Total organic carbon	≤500 ppb



Custom process liquid products

Custom products

Optimize feasibility, scalability, and reproducibility with comprehensive services that can be tailored to suit your workflow.

- Custom BioProcess Container (BPC) engineering—sizes, films, components library, and secondary packaging
- Formulation—catalog or custom specifications
- Prototyping—early development and formulation prior to scaling up
- Inline Dilution and Concentrate Solutions
- Manufacturing:
 - Non-GMP: Gibco™ Media Express (GME) is for formulation prototyping to ensure suitability prior to scale-up to GMP
 - cGMP products

Bulk process liquid choice

Options for bioprocess liquids include:

- Catalog or custom
- Various buffer formulations
- 1X and concentrates
- Raw material grade
- Custom labeling

Container and packaging selections

There are a number of containers or secondary packaging options to ship your bulk process liquids. All containers have two aspects: the BPC and the outer container. Select the appropriate volume to fit your workflow and then choose an outer container to meet your needs.

Corrugate cases and returnable plastic crates

- Fiber-corrugated and plastic shipping cases are available as the outer shipping containers for small-volume, end-ported liquid BPCs
- HDPE plastic nestable totes with attached lids are available as the outer shipping containers for small-volume end-ported BPCs

Drums—top and bottom drain

- Available as the outer shipping containers for intermediate-volume 3D liquid BPCs
- Options available include top- or bottom-drain, straight-sided, nestable, or UN-certified for hazardous products
- Single-shipment use only

Returnable container systems

- Available as the outer shipping containers for intermediate- to large-volume 3D BPCs
- Top- or bottom-drain options
- These containers are used on a returnable basis

Select an outer container

Volume—pack size	1, 5, 10, and 20 L	50 L	100 L and 200 L	500 L and 1,000 L
Corrugate cases	✓			
Returnable plastic nesting totes	✓			
Drums—top and bottom drain		✓	✓	
Returnable container systems		✓*	✓*	✓

* 50, 100, and 200 L returnable containers are only available in the UK.

Custom BPC design

Custom BPCs are specifically tailored to meet your process needs. These containers consist of a combination of film, tubing, fittings, and connectors, which may or may not include a filter. Each choice can be customized for you from the ground up. If you're thinking about customization, we recommend a few ways to get started.



1

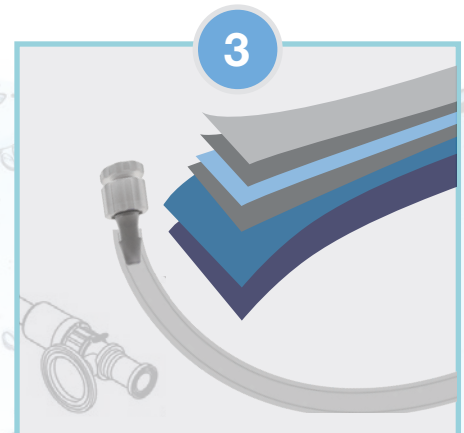
Use a standard BPC as your base

- Customize the lengths of tubing
- Change a connector



2

Design a separate tubing assembly to connect to a standard BPC



3

Customize every part of your BPC; choose your:

- Film (type and size of chamber)
- Tubing (type and lengths)
- Connectors (types)
- Filters (membrane and size)

Film options

Our BPCs are constructed with various film types to meet your single-use bioprocessing needs, whether upstream for cell culture and fermentation, or downstream for sophisticated applications, or simply as holding and transfer systems in your cGMP bioprocessing facilities.

- **Aegis5-14 film** is our highest-quality polyethylene (PE) film, and is produced in a cGMP facility; the outer layer of this single-web, 5-layer film is a polyester elastomer coextruded with an EVOH barrier layer and a low-density polyethylene product contact layer
- **CX5-14 film** has the same construction as Aegis5-14 film and is one of the most widely used PE films in the industry, proven over 10 years
- **ASI 26/77 film** is a dual-web, multilayer PE film that is produced in a cGMP facility and used for general applications

Connector options

We take pride in offering one of the largest catalog component libraries in the industry, which allows us to integrate connectors, tubing, and sensors to design a custom BPC or tubing assembly to fit your specific needs. Our services organization will assist you with drawings, implementation, and technical support.

Gibco Media Express (GME)

Rapid media customization for proprietary and custom formulations

Gibco™ Media Express provides fast non-GMP production at pilot scale, combining the flexibility of prototyping with cGMP quality components. Small-scale media production is ideally suited for process development in research and clinical applications.

GME can manufacture media in both liquid and dry powder formats to meet your needs. Our scientists are trained to optimize liquid or powder conversion to AGT format in order to achieve the benefits of AGT. Standard packaging options ensure quick turnaround and alignment with GMP for easy scale-up.

Key features

- Dedicated manufacturing facility and technical team
- cGMP-quality raw materials and processes
- 2-week turnaround from order to shipment; 4-week turnaround time for AGT

Standard packaging

GME offers a scalable selection of packaging that enables fast delivery of media and buffers.

Format	Capacity	Packaging	Pack size
Liquid/buffers	1–200 L	Bottles	100 mL, 500 mL, 1,000 mL
		Bags	5 L, 10 L, 20 L, 50 L, 100 L, 200 L
Dry powder	1–10 Kg	Buckets	1 kg, 2 kg, 5 kg, 10 kg
AGT	1–8 Kg	Buckets	2 kg, 4 kg, 6 kg, 8 kg

Specialty and custom packaging is available upon request, subject to assessed lead times.

GME mirrors GMP processes and materials to accelerate tech transfer during scale-up:

	GME: Qualification and development	cGMP: Commercial Scale Production
Feasibility	Production feasibility and “design for manufacturing” review	Full GMP feasibility on custom orders
Batch records	Full batch record created	Full batch record created
Equipment	<ul style="list-style-type: none"> • Tracked weigh and dispense • Lab-scale Fitzmill and tumble blenders • Lab-scale AGT granulator 	<ul style="list-style-type: none"> • Tracked weigh and dispense • cGMP Fitzmill, tumble and ribbon blenders • Commercial-scale AGT granulator
Batch sizes	<ul style="list-style-type: none"> • Liquid: 1–200 L • DPM: 1–10 kg • AGT: 1–8 kg 	<ul style="list-style-type: none"> • Liquid: 10–10,000 L • DPM: 50–7,000 kg • AGT: 50 –1,250 kg
QC/Analytical	Some tests available for additional fee, including pH, osmolality, sterility, bioburden, and endotoxin	Standard and custom testing available
Packaging	Standard packaging; custom packaging by exception	Standard and custom packaging available
Delivery	<ul style="list-style-type: none"> • Liquid/DPM: 2 weeks • AGT: 4 weeks (on standard orders)	<ul style="list-style-type: none"> • Liquid/DPM/AGT: 8 weeks • New SKUs: 10 weeks

Cell line development products

Gibco™ solutions for stable cell line development

Freedom DG44 and CHO-S kits:

- Integrated system for development of single or two subunit proteins expression CHO stable cell lines
- cGMP-banked and characterized CHO DG44 or CHO-S host cells
- Complete workflow solution with step-by-step protocol
- Commercial production licensing available:
 - Covers clinical use
 - Single one-time payment, no royalties
 - Cell line document package after execution



Key features

- Ability to achieve IgG titers over 3 g/L
- Complete workflow that can take your gene of interest from transfection to lead clone typically in 5–6 months
- Convenient packaging for simplified ordering and storage

An example of a complete integrated kit includes:

- Host cells (cGMP CHO DG44)
- Cloning vectors (pcDNA™3.3 and Gibco™ pOptiVEC™-TOPO™ vectors)
- Transfection reagents
- Cell culture media (Gibco™ CD OptiCHO™ Liquid Medium, Gibco™ CD DG44 Medium)
- Selection reagent
- Complete protocol

Description	Unit size	Cat. No.
Freedom CHO-S Kit	1 kit	A13696-01
Freedom DG44 Kit	1 kit	A13737-01

Features	CHO-S	CHO DG44
cGMP cells	✓	✓
Complete protocol	✓	✓
Licenses for commercial use	✓	✓
Access to expert technical support	✓	✓
AOF CD medium	✓	✓
Primary application	Mab expression	Recombinant proteins

Need access to Freedom kit support?

If additional support is needed beyond the manual, you can contact your account manager to receive a Process Science Fellow consultation. Don't be surprised if one of our support scientists checks in with you to be sure your experience with the kit is as successful as possible. For further assistance, please email our support team with your questions and contact information at gibcoservices@thermofisher.com

Cell culture media

Vaccine production

Vaccine production is complex. This single segment encompasses many different classes of products such as viruses (live-attenuated, inactivated, and chimeric viruses; virus-like particles; and vectors), RNA, DNA, and antigens. Among these, viral vaccines cover a large gamut of diseases including polio, chickenpox, hepatitis A, rabies, Marek's disease, influenza, etc. Finding high-performance media, tools, and support are critical to accelerate vaccine development and streamline manufacturing efforts while ensuring that the vaccine cost or performance targets are met. However, viruses only grow in specific permissible cells. As a result, the vaccine industry cultures a wide variety of cell types with no single formulation able to support them all. We have therefore developed a variety of Gibco formulations to support this industry more fully.

Performance serum-free media

Gibco performance SFM and AOF media minimize the need to prequalify serum lots. Additionally, serum-free media minimizes the high cost, volatile pricing, and unpredictable performance of the best serum products that the industry has to offer. Gibco serum-free and animal origin-free media for virus and vaccine production deliver cell growth and virus production equivalent to serum-supplemented systems, while maximizing consistency and reliability, and simplifying downstream purification. We offer several formulations for cell lines that act as hosts for viral production, such as Vero, MDCK, and BHK-21.

Standard catalog media availability by cell type

Media	AOF/protein-free	Suspension cells	Adherent cells
Diploid SRM System	AOF/protein-free		MRC-5, WI-38, KMB17 2BS
CD BHK-21	AOF/protein-free	BHK-21	
CD 293	AOF/protein-free	HEK293	
AEM	AOF	Per.C6, HEK293	
VP-SFM	AOF		Vero, Hep-2, COS-7L
OptiPRO SFM	AOF		HEP-2, BHK-21, Vero, MDCK, MDBK, PK-15

Standard catalog reagents for use with media

Media	Application	Value proposition
TrypLE Select	AOF cell dissociation reagent	Gibco™ TrypLE™ Select enzyme is a cell dissociation enzyme of non-porcine origin, may be stored at room temperature, and does not need to be quenched.
AlbuMAX Supplement	Serum reduction/elimination	Gibco™ AlbuMAX™ supplement is produced from a proprietary purification process that preserves greater BSA activity. Available as high-lipid and low-lipid formulations to meet specific customer needs and reduces customer dependence on serum.
BSA Fraction V	Serum reduction/elimination	Gibco™ BSA Fraction V is produced from a proprietary purification process that preserves greater BSA activity. Also available as low IgG formulation to meet specific customer needs.
Transferrin	Serum reduction/elimination	Gibco™ transferrin is the perfect combination to insulin and other supporting reagents to reduce or minimize serum from a vaccine process.
Biocon Insulin	Serum reduction/elimination	Biocon insulin is a high-quality insulin for cell culture. It supports comparable cell growth vs. Novo Nordisk insulin and is available in both AO and AOF version.

Reduced-serum media

Another economical solution to help reduce serum concerns is to replace it with a low serum–requiring medium, supplemented with other growth-promoting factors. Our newest reduced-serum medium enables you to work with human diploid cells without sacrificing cell growth or virus expression. Gibco™ Diploid SRM is a combination of two media to support vaccine manufacture under serum-reduced or serum-free conditions with human diploid cells such as MRC-5, WI-38, KMB17, and 2BS as well as chicken embryo fibroblasts (CEFs). When culturing human diploid cells such as MRC-5, WI-38, and KMB17, cell growth may be accomplished at 1–2% serum. CEFs may be cultured serum-free. Virus production can then be conducted under serum-free conditions without the addition of serum or albumin.

Our classical premium Gibco™ Opti-MEM™ minimum essential medium (MEM, which is supplemented with 2–4% FBS, actually outperforms ordinary media supplemented with 10% FBS in many critical applications. In some applications, researchers reduced serum requirements by at least 50%. Reducing serum also helps minimize the risk of adventitious agents responsible for diseases, such as bovine spongiform encephalopathy (BSE).



Ordering information

Product	Classification	Quantity	Cat. No.
Diploid Growth Serum-Reduced Medium (SRM)	Low protein†	10 L	A3968901
		100 L	A3968902
Diploid Production Serum-Free Medium (SFM)	Low protein†	10 L	A3969001
		100 L	A3969002
OptiPRO SFM (1X), liquid*	Low protein†	100 mL	12309-050
		1 L	12309-019
VP-SFM (1X), liquid*	Ultralow protein‡	1 L	11681-020
VP-SFM,* AGT	Ultralow protein‡	1 L	12559-027
		10 L	12559-019
		100 mL	31985-062
Opti-MEM I Reduced-Serum Medium (1X), liquid (also available in dried powder format)	Minimal protein§	500 mL	31985-070
		500 mL	11058-021
		500 L	51985-034
		10 L	A1627701
CD BHK-21	No protein	100 L	A1627702
		10 kg	A1627703
Adenovirus Expression Medium	Low Protein†	1 L	12582011

Related products—nutritional supplements

Product	Quantity	Cat. No.
GlutaMAX-I Supplement (stable form of L-glutamine)	100 mL	35050-061
L-Glutamine, 200 mM (100X), liquid	100 mL	25030-081
TrypLE Select Recombinant Enzyme*	100 mL	12563-011
	500 mL	12563-029
Distilled Water	20 x 100 mL (case)	15230-196
	20 x 500 mL	15230-162
	10 x 500 mL (case)	15230-204
	1 L	15230-147

* Drug Master File available.

† Low protein concentration (<6–10 µg/mL).

‡ Ultralow protein concentration (<5 µg/mL).

§ Minimal protein concentration (10–15 µg/mL).

Note: All media listed can be customized.

CD OptiCHO Liquid Medium and CD OptiCHO AGT Medium

Gibco™ CD OptiCHO™ Liquid Medium and Gibco™ CD OptiCHO AGT™ Medium are specifically designed to offer high performance and yield with recombinant CHO cells in a chemically defined fed-batch environment. The protein-free, animal origin-free formulations are designed to provide consistency and reduce the need to screen for adventitious agents.

CD OptiCHO Medium builds on Gibco™ CD CHO Medium and its legacy of consistent cell growth and titers, while offering up to 40% better titer and cell growth over select products from other suppliers. Thanks to its low osmolality and advanced Gibco™ CHO CD EfficientFeed™ Liquid Nutrient Supplement Kit feeding options, CD OptiCHO Medium is capable of gaining 2- to 5- fold increases in fed-batch productivity over batch culture.

When to use CD OptiCHO Medium?

Consider CD OptiCHO Medium when:

- You are using a transfected CHO cell line other than CHO K1, GS CHO, or CHO-S cell lines
- Optimization of feeding strategies will be part of your base medium-selection testing in an effort to maximize productivity
- Your CHO cell line is “finicky”; i.e., hard to grow or adapt



CD OptiCHO AGT Medium

Unit size	Cat. No.
100 L	A11222-01
10 kg	A11222-03
1 L	A11222-04
10 L	A11222-05



1X CD OptiCHO Liquid Medium

Unit size	Cat. No.
1,000 mL	12681-001
6 x 1,000 mL	12681-029

CD CHO Medium and CD CHO AGT Medium

Gibco™ CD CHO Medium and Gibco™ CD CHO AGT™ Medium are protein-free, chemically defined media optimized for the growth of CHO cells and expression of recombinant proteins in suspension culture. CD CHO Medium and CD CHO AGT Medium contain no proteins or peptide components of animal, plant, or synthetic origin, as well as no undefined lysates or hydrolysates. The AGT dry media format is designed to provide increased consistency and productivity across all stages of production from development to commercial manufacturing,



When to use CD CHO Medium?

Consider CD CHO Medium when:

- Your GS CHO cells are recommended to be grown in CD CHO Medium
- Your cells have been successfully cultured in CD CHO Medium in the past, and your process is nearing a regulatory filing (DMF available)

1X CD CHO Medium

Unit size	Cat. No.
10 L	10743-001
20 L	10743-002
500 mL	10743-011
1,000 mL	10743-029

CD CHO AGT Medium

Unit size	Cat. No.
100 L	12490-001
1 L	12490-017
10 L	12490-017

Dynamis AGT Medium

Gibco™ Dynamis™ AGT™ dry format medium is specifically designed to offer the high batch and fed-batch culture performance and yield with recombinant CHO cells in a chemically defined environment. The chemically defined, protein-free, animal origin component-free formulation provides the power to achieve high titers, faster process development, and seamless scale-up.

- Achieved 74% higher titer compared to the next-best supplier, with highest growth in titer from day 14 to day 21 at 30% confluency
- Maintained higher cell densities and cell viabilities than other suppliers' media when fed with glucose
- AGT™ dry media format enables a simple and scalable reconstitution process—just add water

When to use Dynamis AGT Medium?

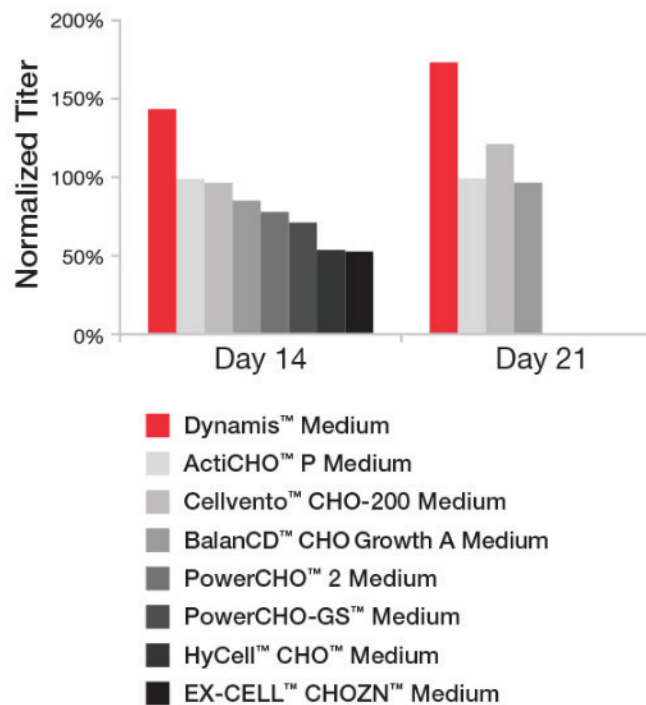
Consider Dynamis AGT Medium when:

- The cell line you are using is a transfected CHO K1, GS CHO, or CHO-S cell line
- Maximum batch culture cell densities and protein titers are needed
- You have time to adapt cells into a new medium in an effort to maximize titers
- Cell health at harvest is a priority for downstream processing

Description	Unit size	Cat. No.
Dynamis Medium	1,000 mL	A2661501
Dynamis AGT Medium	1 L	A2617504
Dynamis AGT Medium	10 L	A2617501
Dynamis AGT Medium	10 kg	A2617503
Dynamis AGT Medium	100 L	A2617502



IgG titer comparison on harvest day



ExpiCHO Stable Production Medium

Gibco™ ExpiCHO™ Stable Production Medium (SPM)

is specifically designed to simplify your cell line development process into production with minimal effort and offers a high degree of confidence. This chemically defined, protein-free, animal origin-free formulation is fully optimized for large-scale fed-batch culture with Gibco™ ExpiCHO-S™ cells. ExpiCHO SPM supports an easy transition from transient to stable production, provides high titers without the need for additional medium optimization, and works well with the existing EfficientFeed C+ supplement.

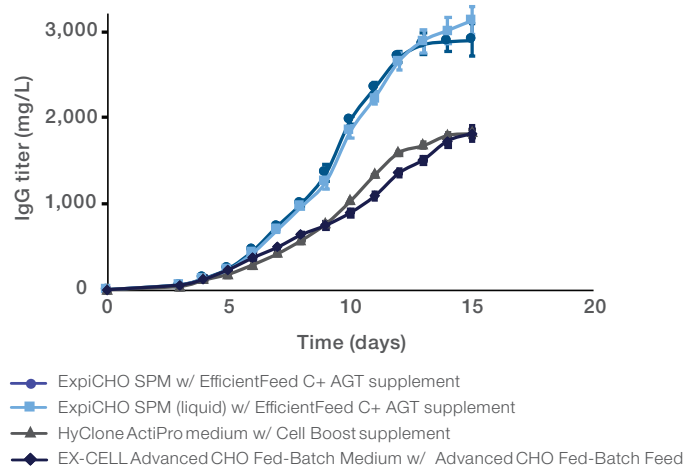


Figure 11. Comparative performance (volumetric productivity) of ExpiCHO SPM and other commercial media in ExpiCHO-S cell culture. Stable clones were developed using the ExpiCHO stable clone development protocol and were transitioned to test media for an ambr™ 15 cell culture run. The highest output was achieved in ExpiCHO SPM, with the liquid and AGT (dry format, reconstituted) media performing comparably. The data represent 16 replicates for each format of ExpiCHO SPM, and 3 replicates each for HyClone™ ActiPro™ and EX-CELL™ Advanced™ CHO media.



Unit size	Cat. No.
ExpiCHO Stable Production Medium, AGT Format	
10 L	A3711101
100 L	A3711102
450 L	A3711103
ExpiCHO Stable Production Medium, Liquid Format	
1,000 mL	A3711001

Cell culture feeds

EfficientFeed supplements

Gibco™ EfficientFeed™ supplements are offered as either dry-format or concentrated liquid single-part supplements for fed-batch addition to the culture of multiple cell lines to assist with process development and maximization of bioreactor utilization. These products are animal origin-free, chemically defined formulations that contain no proteins, hydrolysates, or components of incompletely defined composition. Hydrated product can be stored at room temperature for up to 30 days. EfficientFeed supplements also help reduce the chance of product contamination by using fewer bioreactor connections.



EfficientFeed A+, B+, and C+ Supplements

Compared to original Gibco™ CHO CD EfficientFeed™ A, B and C Nutrient Supplements, EfficientFeed™ A+, B+ and C+ Supplements have the ability to super-concentrate the AGT version from 1X to 3X, or the ready-to-use liquid is already concentrated up to 3X. This allows for reduction of product dilution and for increased titers with additional feeding, when appropriate.

Which EfficientFeed supplement to choose?

Consider EfficientFeed A+ Supplement when:

- You have used CHO CD EfficientFeed A AGT Nutrient Supplement in the past and wish to explore simpler reconstitution and super-concentration benefits of new technology for delivery of key components.
- You are currently using CD OptiCHO as your base cell growth medium.

Consider EfficientFeed B+ Supplement when:

- You have used CHO CD EfficientFeed™ B AGT Nutrient Supplement in the past and wish to explore simpler reconstitution and super-concentration benefits of a newer technology for delivery of key components.
- You are currently using CD CHO as your base cell growth medium.

Consider EfficientFeed C+ Supplement when:

- You have used CHO CD EfficientFeed™ C AGT Nutrient Supplement in the past and wish to explore simpler reconstitution and super-concentration benefits of new technology for delivery of key components.
- You want higher productivity in GS CHO, CHO-K1, and CHO-S derived cell lines.
- You are currently using Gibco™ CD FortiCHO™ Medium as your base cell growth medium.
- You are using a base medium with greater than 6 g/L glucose or a hydrolysate at day 0.

Unit size	Cat. No.
EfficientFeed A+ AGT Supplement	
100 L	A25023-01
1 L	A25023-04
10 L	A25023-05
EfficientFeed B+ AGT Supplement	
100 L	A25030-01
1 L	A25030-04
10 L	A25030-05
EfficientFeed C+ AGT Supplement	
100 L	A25031-01
1 L	A25031-04
10 L	A25031-05
Feed Kit A+ B+ C+	
3 L	A3315801
EfficientFeed A+ 3X Liquid Supplement	
1,000 mL	A3937401
10 L	A3937402
EfficientFeed B+ 3X Liquid Supplement	
1,000 mL	A3937501
10 L	A3937502
EfficientFeed C+ 2X Liquid Supplement	
1,000 mL	A3937601
10 L	A3937602

GlycanTune Total Feeds

Gibco™ GlycanTune™ Total Feeds are chemically defined, animal origin–free supplements that let you achieve consistent protein quality by dialing in your specific glycan profile. Shift glycan profiles from heavily G0F to primarily G1F and G2F glycans using GlycanTune A+/B+/C+ Total Feeds. Simplify glycan targeting and reduce guesswork with our easy-to-use, pH-neutral options.

Advantages

With GlycanTune Total Feeds, you acquire multiple capabilities that enable more control and consistency as you obtain your desired glycan profiles.

- Replace your normal feeds with GlycanTune Total Feeds at the time of glycan shifting and obtain a predictable, linear glycan response
- Improve protein quality by shifting glycan expression to mostly G1 and G2, with as much as 45% reduction in G0, and without significant loss in performance
- Gain ~20% more bioreactor utilization with less product dilution, more space for an additional feeding and/or more working volume to start your run
- Store hydrated product at room temperature for up to 30 days, use fewer bioreactor connections, and reduce the chances of contamination
- Simple reconstitution with just water results in fewer parts, fewer reconstitution steps, and reduced opportunities for operator error



Unit size	Cat. No.
GlycanTune A+ Total Feed	
1 L	A2971904
10 L	A2971905
100 L	A2971901
GlycanTune B+ Total Feed	
1 L	A2972004
10 L	A2972005
100 L	A2972001
GlycanTune C+ Total Feed	
1 L	A2972104
10 L	A2972105
100 L	A2972101
GlycanTune Feed Kit A+ (1L of EfficientFeed A+ and 1L of GlycanTune A+)	
2 L	A3315901
GlycanTune Feed Kit B+ (1L of EfficientFeed B+ and 1L of GlycanTune B+)	
2 L	A3316001
GlycanTune Feed Kit C+ (1L of EfficientFeed C+ and 1L of GlycanTune C+)	
2 L	A3316101

FunctionMAX TiterEnhancer

The Gibco™ FunctionMAX™ TiterEnhancer uses a new technology to combine key nutrients in a highly concentrated (150 g/L), pH-neutral, chemically defined, animal origin-free functional additive that is designed to reinforce existing feeds and amplify the productivity of standard high-cell density, fed-batch platforms. FunctionMAX TiterEnhancer is available in both a liquid format and an AGT dry format.

When to use FunctionMAX TiterEnhancer?

Consider FunctionMAX TiterEnhancer when you have a drop off in specific productivity late in a high-density, fed-batch culture; FunctionMAX TiterEnhancer may be able to improve your titers.

- You have an extremely low peak cell density fed-batch culture; you may want to consult with Gibco™ PD-Direct™ Services for advice on cell adaptation and/or fed-batch optimization.
- You have no drop off in specific productivity late in a high-density, fed-batch culture and still need higher titers; you may want to consult with PD-Direct Services for advice on fed-batch optimization.

Key features

- Up to double prior fed-batch titers
- Highly concentrated ingredients
- Easy-to-use pH-neutral format
- Specialized delivery of ingredients found in base media—nothing exotic
- Use that is economical



FunctionMAX TiterEnhancer (liquid format)

Unit size	Cat. No.
100 mL	A15010-01
500 mL	A15010-02



FunctionMAX TiterEnhancer, AGT (powder format)

Unit size	Cat. No.
10 L	A15009-01
100 L	A15009-02

Gibco Starter Paks

Gibco™ Starter Paks provide samples of our most widely used peptones tailored for specific applications, including monoclonal antibodies, recombinant proteins, and vaccines, for use in both mammalian cell culture and microbial fermentation. With the 100 g samples conveniently packaged in a box, you can identify the correct supplements for your specific cell lines faster.*



Gibco Starter Paks

Details

Gibco Starter Pak No. 1

Cat. No.

Ultrafiltered peptones ideal for human health applications

215366

Features a combination of yeast and soy-based peptones. Three of the products in this pack have been ultrafiltered (UF) to reduce endotoxin levels. The yeast products add a mixture of peptides, amino acids, carbohydrates (simple and complex), nucleosides, and vitamins to any medium formulation.

- Gibco™ Difco™ TC Yeastolate, UF; Gibco™ Bacto™ TC Yeastolate—Customers have successfully used these peptones in CHO-based applications of biotherapeutic monoclonal antibodies and recombinant proteins.
- Gibco™ Difco™ Yeast Extract, UF; Gibco™ Bacto™ Yeast Extract, Technical—These peptones support optimal growth of many microbial species for a variety of human and animal health vaccines.
- Gibco™ Difco™ Phytone™ Supplement, UF—This enzymatic digest of soy is a nutritious, excellent source of carbohydrates and is used in mammalian cell culture.

Gibco Starter Pak No. 2

Cat. No.

Animal origin-free and animal-origin peptones best suited for vaccine production

215367

Offers many essential nutrients needed for the production of human and animal vaccines.

- Gibco™ Bacto™ Yeast Extract—Customers have used this supplement, which has the highest level of carbohydrates of our yeast products, in a variety of human and animal health vaccines.
- Gibco™ Phytone™ Peptone; Gibco™ Difco™ Soytone—Both enzymatic digests of soy, these peptones also are a nutritious source of carbohydrates. Customers have used them in microbial fermentation processes as well as in mammalian cell culture processes such as CHO.
- Gibco™ Bacto™ Proteose Peptone No. 2; Gibco™ Bacto™ Proteose Peptone No. 3—These enzymatic digests of porcine protein provide nutrition for fastidious microorganisms. Bacto Proteose Peptone No. 3 can replace serum in many applications and helps increase monoclonal antibody and recombinant protein production in CHO cells.
- Gibco™ Bacto™ Casamino Acids—This supplement has low salt and iron content, making it an excellent supplement for media formulations for which nitrogen requirements are minimal.

Gibco Starter Pak No. 3

Cat. No.

Animal origin-free peptones for animal and human vaccine production

215368

Provides a variety of yeast and soy products, ideal for processes when an animal origin-free medium is preferred.

- Gibco™ Bacto™ Yeast Extract; Gibco™ Yeast Extract—These peptones contain a mixture of peptides, amino acids, carbohydrates, and vitamins to support optimal growth in microbial species, and are ideal for the production of vaccines.
- Gibco™ Bacto™ TC Yeastolate—Customers have successfully used this peptone in CHO-based applications of biotherapeutic monoclonal antibodies and recombinant proteins.
- Gibco™ Phytone™ Peptone; Gibco™ Difco™ Soytone—These soy-based supplements provide a nutritious source of carbohydrates for successful use in microbial fermentation processes.
- Gibco™ Bacto™ Malt Extract—A water-soluble portion of malted barley, this peptone also provides carbohydrates for a variety of microbial fermentation processes.

* Gibco Starter Paks are non-GMP and for evaluation use only.

Gibco PD-Express Services

Regardless of your stage of development or specialized needs, Gibco™ PD-Express™ Services offer a portfolio of customization options to help you successfully reach your bioproduction goals.

Our team provides streamlined solutions with customization to help you:

- Reduce risk, time, and cost
- Enhance productivity, scalability, product quality, and reliability for cGMP production
- Broaden your access to superior technologies while maintaining the utmost confidentiality and protection of your intellectual property (IP)

Making your medium

When you have your own developed formulation, we can help troubleshoot processes, or provide your formulation in any of the following formats: liquid, liquid concentrates, standard dry powder (DPM), and/or Gibco Advanced Granulation Technology (AGT).

We manufacture cell culture media as custom solutions from small scale to large scale cGMP batches in any of several formats using high quality raw materials.



Gibco PD-Express Services

Catalog product evaluation and consultation

Accelerated timelines, higher titer requirements, and an increasing number of catalog options demand a well-planned approach to cell culture development. We can help by analyzing your unique production requirements and providing you with cell culture options. The portfolio of catalog options that we provide is optimized to help you save time, effort, and cost.

Gibco Media Express Service

Using your formulation or ours, we can provide you with small-scale prototypes using our rapid non-GMP Gibco Media Express Services. In addition, we can also assist you if you are looking to make a change to your formulation or format.

Ideal for:

- Small-scale process development for bioprocessing (ability to fine-tune formulations)
- Testing of newer formats for equivalence to original formulations for better efficiencies in scale-up

CHO panel test and consultation

- Start the path to improved titers by gaining rapid access to our library of diverse AOF, chemically defined CHO media formulations.
- The Gibco PD-Express Services panel consists of 9 diverse chemically defined formulations (table below); these formulations can be further supplemented with growth factors upon request.

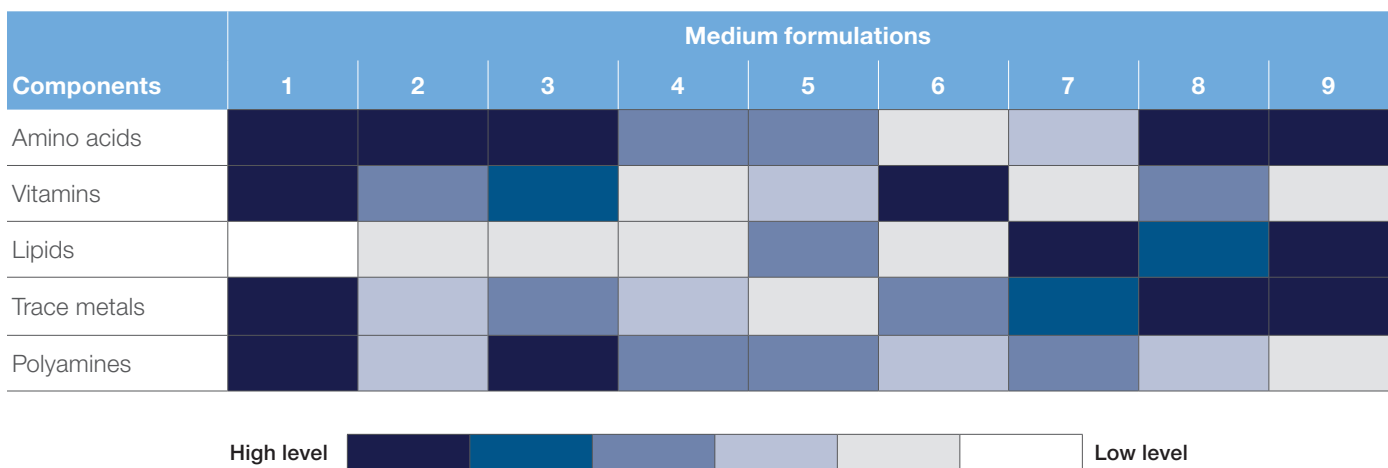
Media analytical services

Gibco PD-Express Services offer a full suite of media-specific analyses globally. These services can provide powerful and insightful data that can help you to save time and money throughout your workflow. Shorten your time to market today by allowing our experienced team of analytical scientists to help you understand how to get the most from your cell culture.

We offer the following analytical services:

- Spent media analysis
- Glycan analysis
- Charge variant analysis
- Stability studies

Panel formulations—key component heat map.



Gibco PD-Express Services

Media and feed development

Our team can partner with you to develop or optimize your upstream processes. We have completed over 125 custom media development projects successfully and can design formulations to meet your needs upon request.

Formulations and process development


Formulations often require identification within specific process parameters in order to provide optimized results in productivity and product quality. When your requirements go beyond the formulations alone, we can help you find the correct formulations combined with process parameters for bioreactor production. This starts with a technical consultation with a field application scientist (FAS) who has experience with process development.

Clone selection service

In some cases, finding the right production clone can be challenging after cell line development has started. If a higher-throughput clone selection is desired, Gibco PD-Express Services can provide clone selection support. Higher throughput (to tens of thousands of clones screened) can include ClonePix™ service. Following clone selection, we can also provide media and feed development.

Cell line development

We offer an array of custom development programs, starting from sequence optimization to archiving in a master cell bank with varying entry points depending on your needs. We include master cell bank documentation to support your regulatory filings, all for a one-time licensing fee. There are no required maintenance fees or royalties.



Work with your local account manager or field application scientist to request a consultation, or go to:

thermofisher.com/pdexpress

Cell Therapy Systems

CTS Dynabeads products

Gibco™ CTS™ Dynabeads™ CD3/CD28 magnetic beads

CTS Dynabeads CD3/CD28 beads are intended for *ex vivo* isolation, activation, and expansion of human T cells in translational research. The technology has been used in a number of clinical studies. By combining anti-CD3 and anti-CD28 antibodies on Dynabeads magnetic beads, the beads provide both the primary and co-stimulatory signals that are required for activation and expansion of T cells. CTS Dynabeads CD3/CD28 are manufactured aseptically, and the manufacturing facility is in compliance with 21CFR 820 Quality System Regulation and certified to ISO 13485 and ISO 9001. A Drug Master File is held with the FDA for cross-referencing in IND applications, and a CoA is available on request. A Letter of Authorization can be obtained to reference the Drug Master File.

Product details

The product contains: CTS Dynabeads CD3/CD28 supplied as a sterile, non-pyrogenic suspension containing 4×10^8 Dynabeads/mL in phosphate buffered saline (PBS), pH 7.4, with 0.1% recombinant human serum albumin (rHSA). Store at: 2–8°C.

Ordering information

Product	Quantity	Cat. No.
CTS Dynabeads CD3/CD28	10 mL	40203D
CTS Dynabeads Treg Xpander	10 mL	46000D



Gibco™ CTS Dynabeads™ Treg Xpander

Gibco CTS Dynabeads Treg Xpander (Treg Xpander) is intended for *ex vivo* activation and expansion of human regulatory T cells (Tregs) for cell-based therapy. Treg Xpander is a magnetic bead conjugated with anti-CD3 and anti-CD28 antibodies at a specific ratio. Treg Xpander is manufactured at an FDA-registered site (21 CFR Part 820 – medical devices) that also operates an ISO 13485 certified quality management system. Tregs activated with Treg Xpander can be expanded 100–1000 fold over a 9–14 day culture period with the option of a re-stimulation step during the process. A Drug Master File (DMF) is held with the FDA for cross referencing in IND applications, and a CoA is available on request. A Letter of Authorization can be obtained to reference the Drug Master File.

Product details

CTS Dynabeads Treg Xpander contains 2×10^8 beads/mL in phosphate buffered saline (PBS), pH 7.4, with 0.1% recombinant human serum albumin (recombinant HSA), sufficient for activating and expanding 500×10^6 T regulatory cells (Tregs). Store at 2°C to 8°C



For research use or non-commercial manufacturing of cell-based products for clinical research. CAUTION: Not intended for direct administration into humans or animals.

Cell Therapy Systems

Dynabeads Human T-Expander

Gibco™ Dynabeads™ Human T-Expander CD3/CD28

Dynabeads Human T-Expander CD3/CD28 is intended for isolation, activation and expansion of human T cells. Dynabeads Human T-Expander CD3/CD28 is the research grade version of CTS Dynabeads CD3/CD28. Containing the same amount and ratio of antibodies from the same clones as CTS Dynabeads CD3/CD28, Dynabeads Human T-Expander CD3/CD28 are intended for small scale pre-clinical research. Dynabeads Human T-Expander CD3/CD28 offer a simple method for activation and expansion of T-cells that do not require antigen presenting cells or antigen. By combining anti-CD3 and anti-CD28 antibodies on Dynabeads, the beads provide both the primary and co-stimulatory signals that are required for activation and expansion of T cells.

Product details

This product contains: Dynabeads CD3/CD28 is supplied as a suspension containing 1×10^8 beads/ml in phosphate buffered saline (PBS), pH 7.4, with 0.1% human serum albumin (HSA). Store at: 2-8°C

For Research Use Only. Not for use in diagnostic procedures.



Ordering information

Product	Quantity	Cat. No.
Dynabeads Human T-Expander CD3/CD28	10 mL	11141D

Cell Therapy Systems

CTS DynaMag Magnet

Gibco™ CTS™ DynaMag™ Magnet

The Gibco CTS DynaMag Magnet is suitable for use with commercially available sterile blood/culture bags, tubing, and connectors.

Benefits

- Ideal for magnetic isolation in closed, sterile blood bags
- Scalable volumes: 50 to 330 mL in static separations and >10 L in continuous flow separations following T-cell expansion protocols
- Residual beads that escape initial magnetic capture are retained on a secondary magnet

Applications

- Positive isolation of CD3+ T-cells for subsequent stimulation/expansion with CTS Dynabeads CD3/CD28 and removal of CTS Dynabeads CD3/CD28 following T cell expansion
- The CTS DynaMag Magnet is intended for use with the CTS Dynabeads product portfolio in clinical research and manufacturing such as CTS Dynabeads CD3/CD28 (Cat. No. 40203D)

Product details

The product contains: CTS DynaMag Magnet

Storage Conditions: Protect the device from vibration and keep out of direct sunlight.



Ordering information

Product Name	Quantity	Cat. No.
CTS DynaMag Magnet*	1 unit	12102

* For Research Use or Manufacturing of Cell, Gene, or Tissue-Based Products. CAUTION: Not intended for direct administration into humans or animals.

Cell Therapy

CTS OpTmizer T Cell Expansion SFM

Gibco™ CTS™ OpTmizer T Cell Expansion SFM

Gibco™ CTS™ OpTmizer T-Cell Expansion SFM supports the growth and expansion of human T lymphocytes. It is a complete serum-free, xeno-free medium consisting of CTS™ OpTmizer T-Cell Expansion Basal Medium and CTS™ OpTmizer T-Cell Expansion Auxiliary Concentrated Medium, which are mixed together prior to use. CTS™ OpTmizer T-Cell Expansion SFM is available with and without phenol red and is available in both bottle and bag format.

Features

- Supports high-density T cell culture ($>4 \times 10^6$ CD3+ T-cells/mL)
- Supports T-cell activation using Dynabeads magnetic beads, soluble antibodies, and stimulatory antibody-presenting cell protocols
- Similar phenotype, function (e.g., cytokine secretion profile), and viability to T-cells cultured with conventional human AB serum-supplemented medium
- Supports a T-cell phenotype similar to human serum-supplemented medium
- Demonstrates enhanced efficacy and persistence of CART-19 cells when grown in medium supplemented with CTS Immune Cell Serum Replacement (ICSR)

Product details

CTS™ OpTmizer T-Cell Expansion SFM OpTmizer™ T-Cell Expansion Basal Medium (1 x L media bag): Store at 2–8°C. Protect from light. OpTmizer™ T-Cell Expansion Supplement (1 x 26 mL): Store in the dark at 2–8°C.

For human ex vivo tissue and cell culture processing applications. CAUTION: When used as a medical device, Federal Law restricts this device to sale by or on the order of a physician.

CTS OpTmizer T-Cell Expansion SFM, no phenol red
 1 x 1000 mL bottle CTS OpTmizer Expansion Basal Medium, store at 2–8°C, protect from light
 1 x 26 mL CTS OpTmizer Expansion Supplement, store in the dark at 2–8°C.

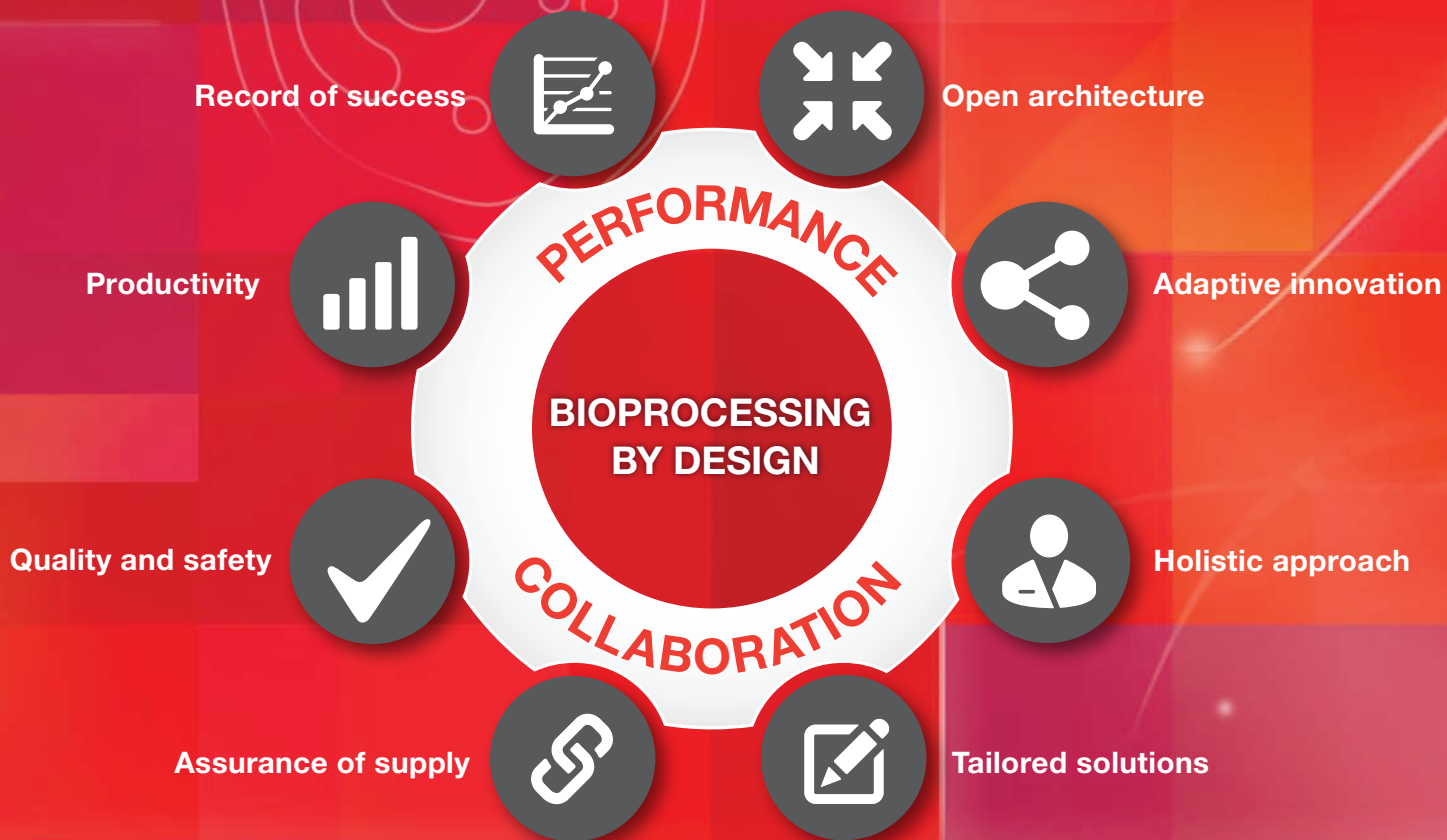
For human ex vivo tissue and cell culture processing applications. CAUTION: When used as a medical device, Federal Law restricts this device to sale by or on the order of a physician.



Ordering information

Description	Quantity	Cat. No.
CTS OpTmizer T Cell Expansion SFM- Bottle kit	1,000 mL	A1048501
CTS OpTmizer T Cell Expansion SFM- Bag kit	1 L	A1048503
CTS OpTmizer T Cell Expansion SFM, no phenol red- bottle kit	1,000 mL	A3705001
CTS OpTmizer T Cell Expansion SFM, no phenol red- bag kit	1 L	A3705003





000 «Диаэм»

Москва
ул. Магаданская, д. 7, к. 3 ■ тел./факс: (495) 745-0508 ■ sales@dia-m.ru

www.dia-m.ru

С.-Петербург
+7 (812) 372-6040
spb@dia-m.ru

Новосибирск
+7 (383) 328-0048
nsk@dia-m.ru

Воронеж
+7 (473) 232-4412
vrn@dia-m.ru

Йошкар-Ола
+7 (927) 880-3676
nba@dia-m.ru

Красноярск
+7 (923) 303-0152
krsk@dia-m.ru

Казань
+7 (843) 210-2080
kazan@dia-m.ru

Ростов-на-Дону
+7 (863) 303-5500
rnd@dia-m.ru

Екатеринбург
+7 (912) 658-7606
ekb@dia-m.ru

Кемерово
+7 (923) 158-6753
kemerovo@dia-m.ru

Армения
+7 (094) 01-0173
armenia@dia-m.ru

